

2025 READING FIGHTIN PHILS MEDIA GUIDE



The 2025 Reading Fightin Phils Media Guide was published in March 2025. Newspapers, websites, magazines, radio and television stations needing additional information should contact the Reading Fightin Phils Public Relations Department at 610-406-4559 or by emailing Jake Starr at jstarr@fightins.com.

CREDITS

Executive Editor: Jake Starr (Director of PR/Media Relations)

Editor: Jordan Fritsch (Public Relations Intern)

Photography: George Youngs Jr, Nate Kurtz, Kyleigh Margerison, Miles Kennedy, Mitchell Leff

Statistics Provided by MLB Stats Reporting Platform and Baseball Reference

Special Thanks: The Philadelphia Phillies Public Relations Department, Phillies Player Development Staff, Sam Jellinek, Greg Giombarrese, Josh Sperber and all prior members of the Reading Fightin Phils Public Relations Department

Copyright © 2025 The Reading Fightin Phils



TABLE OF CONTENTS

PERSONNEL

Fightin Phils Front Office Staff.....	5
Fightin Phils Contact Information.....	5
Phillies Player Development Staff.....	6

2025 READING FIGHTIN PHILS

Manager: Al Pedrique.....	8
Fightin Phils Coaching Staff.....	9
Fightin Phils Players.....	10-90

2024 SEASON IN REVIEW

2024 Team Notes.....	92
2024 Eastern League Standings.....	93
2024 Offensive Statistics.....	94
Fightins vs the Eastern League.....	94
2024 Pitching Statistics.....	95
2024 Defensive Statistics.....	96
2024 Highs and Lows.....	96
2024 Situational Records.....	97
Starts by Postion/Batting Order.....	97
2024 Award Winners.....	97
2024 Transactions.....	98
2024 Day-by-Day.....	99-100

READING BASEBALL HISTORY

History of Baseball in Reading.....	102-106
All-Time Roster.....	107-110
Reading Managerial Hlstory.....	111
Year-by-Year Finishes.....	112
MLB Awards and Retired Numbers.....	113
Last Time it Happened.....	114
Attendance History.....	115
Season-by-Season Leaders.....	116-127
Team Records.....	128
Season-by-Season Batting.....	129-130
Season-by-Season Pitching.....	131
Season-by-Season Fielding.....	132
Reading Baseball Hall of Fame.....	133
No-Hitter History.....	134

GENERAL INFORMATION

Phillies Affiliates.....	135
Eastern League Champions.....	136
League Schedule and Postseason.....	136
Eastern League Opponents.....	137
Broadcast Information.....	139
Media Info and Contacts.....	140
FirstEnergy Stadium Directory.....	141
FirstEnergy Stadium Diagram.....	142
2025 Fightin Phils Schedule.....	143
Fightin Phils Promo Schedule....	144-145



PERSONNEL



FRONT OFFICE PERSONNEL

General Manager.....	Scott Hunsicker (34th Season)
Assistant General Manager.....	Matt Hoffmaster (20th Season)
Executive Director of Sales.....	Joe Bialek (27th Season)
Executive Director of Business Development.....	Anthony Pignetti (16th Season)
Executive Director of Baseball Operations.....	Kevin Sklenarik (30th Season)
Executive Director of Tickets and Groups.....	Mike Becker (27th Season)
Executive Director of Promtions, Entertainment and Educations.....	Todd Hunsicker (16th Season)
Executive Director of Marketing & Baseballtown Charities.....	Tonya Petrunak (16th Season)
Executive Director of Food and Beverage/Operations	Travis Hart (13th Season)
Executive Director of Redner's Event Center & Client Fulfillment.....	Andrew Nelson (15th Season)
Executive Director of Groups.....	Jon Nally (14th Season)
Executive Director of Merchandise & Graphic Arts.....	Ryan Springbron (11th Season)
Controller.....	Kristyne A. Scheibeler, CPA, CGMA (24th Season)
Head Groundskeeper.....	Dan "Dirt" Douglas (35th Season)
Director of Redner's Events Center.....	Margaret Morgan (1st Season)
Director of Events/Community Relations/Baseballtown Charities.....	Stephen Thomas (11th Season)
Assistant Controller.....	Gary Muth (2nd Season)
Office Manager.....	Deneen Giesen (24th Season)
Director of Groups.....	Nick Helber (7th Season)
Director of Tickets/Internships/Game Staff.....	Matt Koch (5th Season)
Director of Stadium Operations.....	Ricky Bruno (5th Season)
Director of PR/Media Relations, Client Fulfillment & Broadcaster.....	Jake Starr (3rd Season)
Assistant Director Redner's Event Center.....	Vince Fahey (3rd Season)
Food and Beverage/Operations Manager.....	Angel Martinez (6th Season)
Assistant Groundskeeper.....	Tyler Vogel (4th Season)
Account Executive Redner's Event Center & Clubhouse Manager.....	Nick Sklenarik (5th Season)
Video Productions Manager.....	Alex Boldizar (3rd Season)
Food and Beverage/Operations.....	Nick Anthony (3rd Season)
Accountant.....	Kyle Serman (2nd Season)
Account Executive Redner's Event Center/Groups.....	Shane Clinton (2nd Season)
Account Executive Groups/Redner's Event Center.....	Aaron Jarrett (2nd Season)

CONTACT INFORMATION

Main Office Number: 610-375-8469

Ticket Office: 610-370-BALL (2255)

Email: info@fightins.com

Main Fax Number: 610-373-5868

Mail Address

Reading Fightin Phils

PO Box 15050

Reading, PA 19612

Physical Address

1950 Centre Avenue/Route 61

Reading, PA 19605

PHILLIES PLAYER DEVELOPMENT STAFF

Director, Player Development.....	Luke Murton
Director, Minor League Operations.....	Lee McDaniel
Director, Minor League Training Facilities and Equipment.....	Joe Cynar
Director, International Operations.....	Ray Robels
Director, Hitting Development.....	Edwar Gonzalez
Director, Pitching Development.....	Casey Weathers
Director, Pitching Development - Programming.....	Travis Hergert
Assistant Director, Player Development.....	Dana Parks
Assistant Director, Player Development.....	Edwin Soto
Assistant Director, Strength & Conditioning.....	Patrick Trainor
Special Assistant to Director of Player Development.....	Matt Martin
Senior Manager, Minor League Administration.....	Dianne Gonzalez
Manager, Life Skills and Education.....	Colleen Mitchell
Minor League Field Coordinator.....	Kevin Bradshaw
Florida Complex Coordinator.....	Keith Werman
Assistant Florida Complex Coordinator.....	Ray Ricker
Minor League Hitting Coordinator.....	Jake Elmore
Defensive Coordinator, Catching.....	Joe Mangiameli
Defensive Coordinator, Infield.....	Adam Everett
Defensive Coordinator, Outfield.....	Andy Abad
Lower Level Pitching Coordinator.....	Vic Diaz
DR Field Coordinator.....	Manny Amador
Nutrition Coordinator.....	Stephanie MacNeill
Functional Rehab Coordinator.....	Brittany Gooch
Minor League Complex and Rehab Pitching Coordinator.....	Aaron Barrett
PDC Pitching Coach/Assistant Rehab Pitching Coordinator.....	Jarrod Parker
Minor League Rehab Strength and Conditioning Coordinator.....	Dan Liburd
Minor League Medical Coordinator.....	Justin Ahrens
Latin America Medical Coordinator.....	David Archer
Minor League Nutrition Coordinator.....	Leila Del Rosario
Minor League Performance Dietitian.....	Akilah Phillips
Minor League Performance Dietitian.....	Erin Ryan
Minor League Performance Nutritionist.....	Jana Bridgman
Minor League Physical Therapist.....	Katie Reese
Minor League Physical Therapist.....	Alan Ng
Minor League Athletic Trainer.....	Troy Hoffert
Minor League Athletic Trainer.....	Andrew Dodgson
Minor League Athletic Trainer.....	Meaghan Flaherty
Minor League Athletic Trainer.....	Keita Isaji
Minor League Athletic Trainer.....	Raul Perez Bermudez
Minor League Athletic Trainer.....	Pater Walukiewicz
Minor League Athletic Trainer.....	Marissa Van Hassel
Mental Performance Coordinator.....	Todd Dilbeck
Mental Performance Scouting and Rehab Coordinator.....	Traci Statler
Mental Performance Coach.....	Frances Cardenas
Mental Performance Coach.....	Brea Hapken
Mental Performance Coach.....	Giannina Cipolloni
Minor League Administrator.....	Jose Hidalgo
Administrator, International Operations.....	Francisco Hernandez
Coordinator, Minor League Equipment.....	Josh Glazman
Coordinator, Clubhouse Services, Carpenter Complex.....	Vincent Pezzino
Coordinator, Clearwater Clubhouse Food and Beverage.....	Matt Catalano
Assistant, Player Development.....	Jake Primack
Assistant, Player Development.....	Miguel Presto
Lead Teacher, Life Skills.....	Paola Mora
Lead Teacher, Education.....	Isabela Karay
Social Media Specialist, Player Development.....	Grace Ostendorf
Receptionist.....	Ellen Petuck

2025 READING FIGHTIN PHILS





AL PEDRIQUE

Manager

Opening Day Age: 64

Born: Valencia, Venezuela

Resides: Tuscon, Arizona

Career Managerial Record

- 1995: Spokane (KC): 36-40
- 1996: GCL-Royals (KC): 30-29
- 1997: GCL-Royals (KC): 36-24
- 1999: Michigan (HOU): 76-62
- 2000: Michigan (HOU): 82-56
- 2001: El Paso (AZ): 57-83
- 2002: Tucson (AZ): 73-68
- 2003: Tucson (AZ): 73-71
- 2004: Arizona (NL): 22-61
- 2013: Charleston (NYY): 75-63
- 2014: Tampa (NYY): 71-68
- 2015: Trenton (NYY): 71-71
- 2016: Scranton (NYY): 91-52
- 2017: Scranton (NYY): 86-55
- 2021: Jacksonville (MIA): 75-55
- 2023: Reading (PHI): 59-77
- 2024: Reading (PHI): 59-78

Overall: 1,072-1,013 (.514)
MILB: 1,050-952 (.524)
MLB: 22-61 (.265)

The Philadelphia Phillies announced that Al Pedrique will return as the manager of the Reading Fightin Phils for the 2025 season. Pedrique returns to Reading after leading the R-Phils the last two seasons.

Pedrique finished 59-78 with Reading in 2024, but his team boasted many accomplishments on the field. He oversaw a roster that had 71 players pass through Reading, with 17 receiving a call up to Triple-A Lehigh Valley during the season. Additionally, three players that played with Reading last season also made their major league debuts last season, which were Max Lazar, Seth Johnson and Sam Aldegheri (with Angels). Oliver Dunn (Milwaukee) and Tyler Phillips both played under Pedrique in 2023 and made their big league debuts this past season.

Through two seasons in Reading, Pedrique holds 118 wins, which ranks 15th all-time in R-Phils managerial history (26 total managers). Through two seasons with Reading, eight players who played under Pedrique went on to play in the big leagues following their time in Reading (Drew Ellis, Johan Rojas, Orion Kerkering, Dunn, Phillips, Lazar, Johnson and Aldegheri). Pedrique will be the ninth manager in Reading history to manager at least three seasons and 2025 will mark the first time in Pedrique's managerial career he was with a singular team for three seasons or more.

Prior to joining the Phillies organization in 2023, Pedrique was apart of the Marlins for two seasons. He spent 2022 as the third base coach for Miami under Don Mattingly. In 2021, Pedrique managed Miami's Triple-A Jacksonville Jumbo Shrimp. He guided Jacksonville to a 75-55 record and postseason appearance in his lone season.

Pedrique served as apart of the Oakland Athletics' Major League staff from the 2018-20 seasons. He began as the A's first-base coach in 2018 and shifted to third-base coach in his final two seasons with Oakland.

He enjoyed much of his Minor League managerial success during his tenure with the New York Yankees. Pedrique was with the Yankees from 2013-17 and managed Charleston in 2013, Tampa in 2014, Trenton in 2015 and then Scranton/Wilkes-Barre in 2016-17. Pedrique posted a .500 or better record in each season as a manager in the Yankees' organization, while additionally winning the Triple-A National Championship in 2016 and falling in the International League finals the following season. Overall, Pedrique posted a 394-309 record over his five seasons with New York.

Prior to his time with the Yankees, Pedrique also made a stop with the Houston Astros. He served as the bench coach and also a special assistant. Most notably, Pedrique played a pivotal role in the Astros' scouting and eventual signing of All-Star Joe Altuve.

Pedrique's lone Major League managerial experience came in 2004 when he was tabbed as the Arizona Diamondbacks Interim Manager following Bob Brenly's firing on July 2 of that season. Pedrique posted a 22-61 record over the rest of the season for Arizona. Pedrique previously spent 2001-03 seasons as a Minor League manager in the Diamondbacks organization.

He spent two seasons as the manager of the Michigan Battle Cats in Astros' organization in 1999 and 2000, posting winning records in both seasons and winning the Midwest League Championship in 2000. Pedrique began his professional managerial career in the Kansas City Royals' organization in 1995. His first managerial job was for the Spokane Indians in 1995 and then he managed GCL Royals in 1996 and '97.

Prior to beginning his managerial career, Pedrique played professionally 1978-1994 after signing with the New York Mets at 17-years old in 1978. His playing career included stops within the Mets, Pirates, Tigers, Athletics, Royals and Marlins organization. He made his Major League debut in 1987 with the Mets and spent parts of three seasons with New York, the Pittsburgh Pirates and Detroit Tigers in the Major Leagues. Pedrique spent a total of 17 seasons in the Minor Leagues before retiring from playing in 1994.

AL PEDRIQUE'S CAREER STATISTICS

YEAR	CLUB	AVG	G	AB	R	H	2B	3B	HR	RBI	BB	SO	SB	CS	OBP	SLG	OPS	HBP	SAC
1978	Little Falls (A-)	.222	20	54	10	12	4	0	0	2	3	6	2	1	.263	.296	.560	0	0
1979	Lynchburg (A)	.227	52	49	2	11	2	0	0	3	2	7	1	0	.269	.265	.535	1	0
1979	Little Falls (A-)	.225	19	92	3	21	0	2	0	11	6	12	3	1	.280	.272	.552	1	1
1979	1979 Totals	.228	33	141	5	32	2	2	0	14	8	19	4	1	.276	.270	.546	2	1
1980	Lynchburg (A)	.246	105	321	37	79	3	2	0	24	19	28	6	3	.299	.268	.567	8	6
1981	Jackson (AA)	.240	115	379	39	91	9	0	0	25	22	33	4	3	.292	.264	.556	7	3
1982	Jackson (AA)	.219	121	392	38	86	13	2	2	36	22	41	9	2	.268	.278	.546	6	5
1983	Jackson (AA)	.239	102	326	43	78	7	1	0	27	35	33	6	6	.318	.267	.585	5	5
1984	Jackson (AA)	.285	109	362	47	103	15	5	1	35	37	32	3	2	.360	.362	.722	6	1
1985	Tidewater (AAA)	.252	110	325	39	82	17	2	2	24	24	28	2	6	.309	.335	.644	3	1
1986	Tidewater (AAA)	.293	112	379	49	111	13	2	0	41	28	31	7	0	.338	.338	.676	2	8
1987	Tidewater (AAA)	.294	10	27	2	7	0	0	0	3	0	6	0	1	.250	.259	.509	0	1
1987	New York (NL)	.259	5	6	1	0	0	0	0	0	1	2	0	0	.143	.000	.143	0	0
1987	Pittsburgh (NL)	.000	88	246	23	74	10	1	1	27	18	27	5	4	.355	.301	.716	3	1
1987	1987 Totals	.301	93	252	24	74	10	1	1	27	19	29	5	4	.349	.294	.702	3	1
1988	Buffalo (AAA)	.307	61	218	23	67	14	2	1	22	13	20	0	5	.354	.404	.758	4	2
1988	Pittsburgh (NL)	.180	50	128	7	23	5	0	0	4	8	17	0	0	.234	.219	.452	1	0
1989	Toledo (AAA)	.207	56	193	15	40	8	0	1	21	16	32	2	1	.277	.264	.541	3	1
1989	Detroit (NL)	.203	31	69	1	14	3	0	0	5	2	15	0	0	.225	.246	.472	0	0
1990	Tacoma (AAA)	.261	123	380	54	99	16	2	0	46	49	37	3	4	.345	.313	.658	3	6
1991	Tidewater (AAA)	.269	79	182	24	49	6	0	0	12	23	19	2	0	.359	.302	.661	3	1
1992	Omaha (AAA)	.212	66	198	11	42	3	0	0	9	10	25	5	3	.256	.227	.483	2	1
1993	Edmonton (AAA)	.305	121	403	54	123	14	1	2	42	44	43	5	6	.380	.360	.740	7	4
1994	Edmonton (AAA)	.233	74	228	21	53	9	0	0	27	33	32	0	2	.332	.272	.604	3	4
	Career Totals	.255	1610	4957	543	1265	171	22	10	436	415	526	65	50	.318	.305	.623	68	51

COACHING AND SUPPORT STAFF

Bench Coach: Mycal Jones

Jones, 37, returns to the Fightin Phils coaching staff for his second season in Baseballtown. Jones also worked with the R-Phils in 2022 and worked as the team's first-base coach under then-manager Shawn Williams. Following the 2022 season, Jones worked on the coaching staff with Single-A Clearwater. He has coached in the minor leagues since 2018 and began as a coach in the Houston Astros system. Since joining the Phillies, he also worked with the FCL-Phillies in 2021. Additionally, Jones has coached youth baseball in his home state of Florida since 2013 and opened the Mycal Jones Baseball Academy in 2016. He also played professionally from 2009-16 after being drafted by the Braves in 2009. Following his final season in the Braves organization in 2015, Jones spent his final pro season in 2016 with the then Atlantic League Somerset Patriots.

Pitching Coach: Brad Bergesen

Bergesen, 39, returns to Reading for his third season as the Fightin Phils Pitching Coach. Bergesen also spent the 2021 and '23 seasons in Baseballtown. In 2024, Bergesen served as the Pitching Coach for High-A Jersey Shore. His time in the Phillies organization also included two other stints with the BlueClaws in 2018 and '22, along with coaching Single-A Clearwater in 2019. As a player, Bergesen spent four seasons in the Major Leagues with the Baltimore Orioles, while also playing professionally in Japan and Independent Leagues before retiring as a player after the 2017 season.

Pitching Coach, Amateur Scouting Pitching Advisor: Riley McCauley

McCauley, 28, returns for his second season in Reading as the team's Pitching Coach. McCauley served as one of the team's pitching coaches in 2024, along with Phil Cundari. McCauley spent 2023 as the pitching coach under former R-Phils Manager Shawn Williams with the FCL Phillies. It was his first full season with the Phillies as he was hired in July of 2022 by the organization. Prior to joining the Phillies, McCauley spent one year as an Assistant Coach at Troy University in Alabama. Prior to joining Troy, McCauley worked as a Pitching Coach and Strength/Conditioning Coach for Cressey Sports Performance. McCauley pitched collegiately for Michigan State from 2016-18, where he posted a sub 2.50 ERA in his first two seasons as a reliever. McCauley was drafted in the 14th Round of the 2018 Draft by the Chicago Cubs. The 27-year old spent 2018 and '19 in the Cubs system before entering coaching.

Hitting Coach: Tom Slater

Slater, 56, joins the Phillies organization in 2025 and will serve as the Fightin Phils' Hitting Coach. Slater most recently served as the New York Mets' hitting coach from 2018-21. Prior to his time with the Mets, Slater spent most of the 2010s as a coach in the New York Yankees' organization. He managed the GCL-Yankees in 2010 and Short-A Staten Island Yankees in 2011. In 2012, Slater was named the hitting coach of Double-A Trenton, formerly of the Eastern League. He was then the Yankees' Roving Hitting Instructor in 2013 and '14. Slater coached the Single-A Tampa Yankees in 2015 and '16, before returning to Trenton in 2017. He spent time coaching collegiately prior to joining the Yankees, serving as the Auburn coach from 2005-08, an assistant coach with Florida in 2004 and the head coach at VMI from 2001-03. Slater played collegiately for VMI for four seasons.

Position Coach: Karl Ellison

Ellison, 29, returns to the Fightin Phils for his second season in 2025 after making his coaching debut during the 2024 season. In his final season as a player, Ellison spent 2023 as a catcher in the Toronto Blue Jays organization. He split 2023 between Vancouver, New Hampshire and Buffalo. Ellison began 2022 in the Phillies organization, spending most of his time playing for High-A Jersey Shore, but spent some time with Triple-A Lehigh Valley. He was traded to the Blue Jays from the Phillies on Aug. 31, 2022. Ellison played collegiately for Vanderbilt from 2014-16, winning a National Championship in 2014, and finished his college career at Lynn in 2017. From there, he spent 2019 and '21 playing for Lake Erie in the Frontier League, before signing with the Phillies.

Athletic Trainer: Meag Flaherty

Flaherty returns for her second season with the Fightin Phils as the team's Athletic Trainer. 2025 will be her fifth season with the Phillies organization, as she spent the 2023 season as the Athletic Trainer with the High-A Jersey Shore BlueClaws. Flaherty was hired by the Phillies in 2020 and spent 2022 as the Assistant Athletic Trainer with Triple-A Lehigh Valley. Prior to joining the Phillies, Flaherty spent the 2019 season as an Athletic Training Intern with the Rookie Level Arizona League Cubs. She also graduated from Bridgewater State University with a Master's Degree in Athletic Training. Flaherty also previously worked as an Athletic Trainer in the Cape Cod Baseball League and for multiple Division I NCAA programs and sports medicine clinics. She received her Bachelor's Degree in 2017 from UMASS-Amherst.

Assistant Athletic Trainer: Sara Binkley

Binkley joins the Phillies organization in 2025 and will serve as the Fightin Phils Assistant Athletic Trainer. Most recently, Binkley worked with the Baltimore Orioles as a Seasonal Athletic Trainer from May of 2023 to September of 2024. Prior to that, she was a Graduate Assistant Athletic Trainer at the University of South Carolina from July of 2021 to May of 2023, where she received her Master's. Binkley spent her undergrad at the University of Delaware, graduating in 2021 and also working as a Student Athletic Trainer for the Blue Hens.

Strength and Conditioning Coach: Ryan Maedel

Maedel joins the Phillies organization in 2025 and will work as the Fightin Phils Strength and Conditioning Coach. Most recently, Maedel worked with the Detroit Tigers as their MiLB Strength and Conditioning Co-Coordinator, a role he held from November of 2021 to October of 2023. He also served as a Strength and Conditioning Coach in Detroit's Minor League system. His prior baseball experience also includes six years as a Strength and Conditioning Coach for the Toronto Blue Jays (2013-19) and a one-and-a-half year stint as a Strength and Conditioning Coach with MLB Europe (2014-16). Maedel also made stops as a Graduate Assistant at both the University of Virginia and Salisbury University. He was also an intern at Clemson and the University of Richmond. Maedel received an Associates Degree from North Florida Community College and Macomb Community College, his Bachelor's from Southern Wesleyan University and Master's Degree from Salisbury University.

Video and Technology Associate: Sam Schneider

Schneider joins the Fightin Phils for the 2025 season serving as the team's Video and Technology Associate. He joins the Phillies organization after working with the Toronto Blue Jays' as a Minor League Technology Assistant in 2024. His prior stops include a Player Analytics Coordinator for Bowdoin College and a Ticket Office Associate for the Portland Sea Dogs. Schneider attended Cornell University and received his Bachelor's Degree in 2021.



NELSON L. ALVAREZ

Right Handed Pitcher

B-T: R-R

HT: 6-4; WT: 220

OPENING DAY AGE: 26

BORN: June 11, 1998 in Miami, FL

HOW OBTAINED: Trade (2024)

SCHOOL: South Florida

CAREER TRANSACTIONS

- Selected by the New York Yankees in the 13th round (405th overall) of the 2019 draft out of South Florida. Signed with the Yankees on June 25, 2019
- Selected by the Tampa Bay Rays in the minor league phase of the Rule Five Draft on December 7, 2022
- Traded to the Philadelphia Phillies for cash considerations on August 6, 2024

2024

- Began season with Montgomery (AA) in Rays system
- Called up to Durham (AAA) on Apr. 11
- On 7-day IL from May 11-22
- Transferred back to Montgomery (AA) on June 7
- Placed on Montgomery's Development List on Aug. 1
- Traded to Phillies Aug. 6 and assigned to Reading (AA)
- Allowed earned run, two hits and two walks on Aug. 9 at Akron in Reading, and Phillies organizational, debut
- Two strikeouts in 1.1 perfect IP Aug. 15 vs New Hampshire
- Best appearance with Reading on Aug. 18 vs New Hampshire, setting season-highs in IP (2.0) and SO (4)
- Promoted to Lehigh Valley (AAA) at conclusion of Double-A season

2023

- Split season between Bowling Green (A+) and Montgomery (AA)
- Began season with Bowling Green, then called up to Montgomery on May 16, where he finished the season
- Played for Gigantes del Cibao in Dominican Winter League following season, making eight appearances

2022

- Spent entire season with Hudson Valley (A+) in Yankees' system
- Made 35 appearances for Renegades in second season with team, posting 2.85 ERA
- On 7-day IL from April 26-May 17
- Played for Mesa Solar Sox in Arizona Fall League following the season, making nine appearances, and striking out 14 over 10.0 IP

2021

- Spent entire season with Hudson Valley (A+), making 30 appearances
- Struck out 41 over 40.0 IP

2020

- Did not pitch as season was cancelled due to COVID-19 Pandemic

2019

- Debuted professionally with three teams in Yankee's system, splitting time between Pulaski (ROK), GCL-Yankees West (ROK) and GCL-Yankees East (ROK)
- Made pro debut on June 25 with GCL-Yankees West
- Transferred to GCL-Yankees East on June 29
- Assigned to Pulaski on July 5 and finished season there

COLLEGE

- Pitched for South Florida in 2019, making 23 appearances and leading team with eight saves
- USF's primary closer and struck out 43 in 35.1 IP
- Pitched 2017-18 at Miami Dade where he was First-Team All-Conference

HIGH SCHOOL/PERSONEL

- Played varsity baseball for four years under coach Tony Casas at G. Holmes Braddock High School in Miami, Florida
- Parents are Nelson and Ava Alvarez
- Has two older sisters, Anamarie and Stephanie
- Enjoys fishing in his free time

CAREER HIGHS

IP (Start): N/A

IP (Relief): 3.2 (8/2/22, HV at JS)

ER: 6 (x2, Last 6/25/21, HV vs WIL)

SO: 5 (x2, Last 4/18/23, BG at HIC)

BB: 4 (5/19/24, REA at RIC)

Hits: 3 (x8, Last 8/23/24, REA at BNG)

NELSON L. ALVAREZ' CAREER STATISTICS

YEAR	CLUB	W	L	ERA	G	GS	CG	SH	SV	SVO	IP	H	R	ER	HR	HB	BB	SO	WP	BK	AVG
2019	Pulaski (ROA)	2	1	8.84	13	0	0	0	1	3	19.1	26	20	19	4	0	9	23	1	0	.351
2019	GCL-Yankees (ROK)	1	0	0.00	2	0	0	0	0	0	2.0	1	0	0	0	0	1	1	0	0	.143
2019	GCL-Yankees (ROK)	0	1	27.00	1	0	0	0	0	1	0.2	1	2	2	0	0	2	1	1	0	.500
2019	2019 Totals	3	2	8.59	16	0	0	0	1	4	22.0	28	22	21	4	0	12	25	2	0	.337
2021	Hudson Valley (A+)	3	2	8.55	30	0	0	0	1	4	40.0	43	43	38	9	8	32	41	14	0	.270
2022	Hudson Valley (A+)	5	2	2.85	35	0	0	0	4	8	53.2	35	21	17	3	2	32	65	9	0	.184
2023	Bowling Green (A+)	2	1	2.30	10	0	0	0	2	2	15.2	12	6	4	0	3	6	22	4	0	.207
2023	Montgomery (AA)	5	4	4.14	34	0	0	0	2	3	37.0	28	18	17	2	4	16	57	8	0	.214
2023	2023 Totals	7	5	3.59	44	0	0	0	4	5	52.2	40	24	21	2	7	22	79	12	0	.212
2024	Montgomery (AA)	1	1	4.66	15	0	0	0	0	2	19.1	15	10	10	4	0	7	23	30	0	.211
2024	Durham (AAA)	1	0	3.94	12	0	0	0	0	0	16.0	11	8	7	0	0	15	15	0	0	.208
2024	Reading (AA)	0	2	1.76	11	0	0	0	0	1	15.1	14	6	3	1	0	7	21	1	0	.230
2024	Lehigh Valley (AAA)	0	0	0.00	1	0	0	0	0	0	1.0	0	0	0	0	0	0	3	0	0	.000
2024	2024 Totals	2	3	3.48	39	0	0	0	0	3	51.2	40	24	20	5	0	29	62	4	0	.213
	Career Totals	20	14	4.79	164	0	0	0	10	24	220.0	186	134	117	23	17	127	272	41	0	.230



KEATON ANTHONY

First Base

B-T: R-R

HT: 6-2; **WT:** 211

OPENING DAY AGE: 23

BORN: June 24, 2001 in Fort Wayne, IN

HOW OBTAINED: Undrafted Free Agent (2023)

SCHOOL: Iowa

CAREER TRANSACTIONS

- Signed by the Philadelphia Phillies as an undrafted free agent on July 18, 2023 out of the University of Iowa

2024

- Began season with Clearwater (A), playing in 44 games
- Promoted to Jersey Shore (A+) on June 25, appeared in 53 games
- Played final six games for Reading (AA), after being promoted on Sept. 6
- Posted a .351/.451/.493 (.944) slash line in 56 road games, compared to a .299 (52-174) average over 47 home contests
- Had an average over .300 in every month but September (hit .295 in September), which included a season-best .375 (24-64) average in June
- Hit .411 (37-90) vs LHP and .301 (87-289) against RHP
- Posted a .316/.390/.382 (.772 OPS) with 55 RBI with RISP
- Had five multi-run games, including a four-RBI contest on Aug. 6 at Wilmington
- Compiled 40 multi-hit games, which included six three-hit games and a season-high four hits Sept. 5 at Aberdeen
- Season-high two doubles Aug. 11 at Wilmington
- 17 multi-RBI games, which included two four-RBI contests (Apr. 19 at Dunedin and July 10 vs Hudson Valley)
- Named a Rawlings Gold Glove Award Winner as the best defensive first baseman in Minor League Baseball
- Over 87 games at first base (753.2 innings) had a .997 fielding percentage; posting just two errors in 593 total chances
- First Double-A hit Sept. 7 vs Erie and first Double-A RBI Sept. 8 vs Erie

2023

- Began professional career with FCL-Phillies (ROK), making debut July 27 vs FCL-Tigers
- Hit first professional home run July 31 at FCL-Yankees
- Had eight-game hitting streak from July 29-Aug. 22, tied for longest such streak by FCL-Phillies player
- For FCL-Phillies Phillies, hit .467 (7-15) with double, home run and eight RBI with RISP
- Promoted to Clearwater (A) on Sept. 1
- Overall, made 10 appearances at first base (all starts)
- Appeared in two postseason games for Threshers

COLLEGE

- Played for Iowa from 2021-23
- 2023 First-Team All-Big Ten and third-team Collegiate Baseball All-American
- Started 43 games in 2023, 37 as DH and six as pitcher
- Led team in 2023 in batting average (.389) and doubles (22); his 22 doubles were second-most in program history
- Earned Big Ten Player of the Week on Feb. 27 after hitting .429 in Round Rock Classic
- 2022 Collegiate Baseball Freshman All-American and NCBWA Freshman All-American
- D1Baseball.com First-Team Freshman All-American
- Big Ten Freshman of the Year (second player in school history to earn distinction)
- 2022 Second-team All-Big Ten; also six-time Big Ten Freshman of the Week honoree (most accolades in a season in school in school and Big Ten history)
- Appeared in one game in 2021, after registering hamstring injury last in preseason

HIGH SCHOOL/PERSONEL

- Top-500 prospect by Perfect Game, rated as 129th-best player in Georgia
- Region 6A Two-Way Player of the Year and Gwinnett Dugout Club Two-Way Player of the Year as a junior
- Perfect Game Preseason High School All-American
- Volunteered at local church
- High school coach was Doug Jones
- Played under Wes Rynders and Jordan Hill for Georgia Bombers
- Born June 24, 2001
- Son of Mike and Kim Anthony
- Older sister, Kaylyn, and younger brother, Karsen
- Sister plays softball at North Georgia
- Majored in sport and recreation management at Iowa

CAREER HIGHS

Hits: 4 (9/5/24, JS at ABD)

Runs: 4 (8/6/24, JS at WIL)

HR: 1 (x10, Last 9/5/24, JS at ABD)

RBI: 4 (x2, Last 7/10/24, JS vs HV)

SB: 1 (x4, Last 5/21/24, CLR at SLU)

Strikeouts: 3 (9/15/24, REA at HBG)

KEATON ANTHONY'S CAREER STATISTICS

YEAR	CLUB	AVG	G	AB	R	H	2B	3B	HR	RBI	BB	SO	SB	CS	OBP	SLG	OPS	HBP	SAC
2023	FCL-Phillies (ROK)	.379	9	29	7	11	1	0	2	9	2	6	0	0	.486	.621	1.107	4	0
2023	Clearwater (A)	.143	5	14	1	2	0	0	0	0	4	3	1	0	.400	.143	.543	2	0
2023	Totals	.302	14	43	8	13	1	0	2	9	6	9	1	0	.455	.465	.920	6	0
2024	Clearwater (A)	.322	44	149	26	48	10	0	4	21	28	28	3	1	.446	.470	.916	6	0
2024	Jersey Shore (A+)	.356	53	205	26	73	10	2	4	45	21	34	0	0	.418	.483	.901	3	0
2024	Reading (AA)	.120	6	25	0	3	0	0	0	1	1	6	0	0	.154	.120	.274	0	0
2024	Totals	.327	103	379	52	124	20	2	8	67	50	68	3	1	.414	.454	.868	9	0
	Career Totals	.325	117	422	60	137	21	2	10	76	56	77	4	1	.419	.455	.874	15	0



ZACH ARNOLD

Infielder

B-T: R-R

HT: 6-2; **WT:** 205

OPENING DAY AGE: 23

BORN: June 13, 2001 in Temecula, CA

HOW OBTAINED: 14th Round (2023)

SCHOOL: Houston

CAREER TRANSACTIONS

- Selected by the Philadelphia Phillies in the 14th round (433rd overall) of the 2023 draft out of Houston. Signed with the Phillies on July 18, 2023.

2024

- Began season with Jersey Shore (A+), appearing in 75 games
- Promoted to Reading (AA) on Aug. 13, playing in 19 contests
- On Development List from July 16-23
- Posted a .269 (39-145) average over 44 home games, compared to a .202 (34-168) across 50 road contests
- Over 18 July games, slashed .361/.431/.410 (.841 OPS), with 11 RBI
- Wish RISP, slashed .291/.375/.337 (.712 OPS), while adding 34 RBI
- Had six multi-run games, all scoring two runs
- Posted 13 multi-hit games, including four three-hit contests
- Nine multi-RBI games, including a season-high three RBI July 4 vs Wilmington; along with three hits in game too
- Appeared in games at 1B (8), 2B (14) and 3B (72)
- Three hits and RBI July 24 vs Aberdeen
- Game-winning RBI single in ninth inning May 21 at Aberdeen
- Three hits and three RBI Apr. 17 vs Brooklyn
- Hit and double in first Double-A game Aug. 16 vs New Hampshire
- First Double-A RBI in final game of season Sept. 15 at Harrisburg

2023

- Began professional career with FCL-Phillies (ROK)
- Promoted to Clearwater (A) on Aug. 4
- Hit first pro home run Aug. 15 vs Dunedin
- Slashed .302/.412/.377 (.790 OPS) with 10 BB and 6 SB over 15 August games with Threshers (64 PA)
- Set season highs in hits (4), RBI (4) and SB (2) on Sept. 9 at Palm Beach
- Went 20-for-63 (.317) with 2 2B, 3B, 2 HR and 8 RBI against RHP with Clearwater
- Made appearances at 2B, 3B and SS for Threshers, posting a .984 fielding percentage in 64 total chances
- Appeared in six playoff games

COLLEGE

- Spent 2020-21 with LSU and 2022-23 with Houston
- In 2023 received the following accolades: Pre-season All-AAC, All-Silver Glove Series Team, All-AAC First Team, Gold Glove Finalist (also was one in 2022), American All-Academic Team
- Named 2021 NCAA Eugene All-Tournament Team
- Team Captain in 2023 at Houston
- Had a 32-game on-base streak in 2023
- Finished 2023 season ranked ninth all-time in career home runs at Houston with 23
- 55 runs scored in 2023 was most by a Cougar since Connor Wong (61) in 2017
- Had three home runs and seven RBI vs UT-Arlington on March 26, 2023, which tied the program's single-game home run record
- Was lone third baseman in AAC with one or no errors in 160-plus chances
- Played for Phipps Park Barracudas in in South Florida Collegiate Baseball League in summer of 2020
- Played for Keene Swamp Bats in NECBL in summer of 2021

HIGH SCHOOL/PERSONEL

- Three-year letterwinner at Great Oak High School
- Helped team to 2019 CIF Division 3 Championship
- Hit .406 as high school senior
- 2019 California All-State Infielders for medium-sized schools
- Two-time all-league shortstop (2018-19)
- Full name is Zachary John Arnold
- Parents are John and Denis
- Has sister, Alyssa
- Business major in college
- Interested in owning restaurant with best friend after baseball career
- Hobbies are playing golf and going to the beach
- Had a rib removed

CAREER HIGHS

Hits: 4 (9/9/23, CLR at PMB)

RBI: 4 (9/9/23, CLR at PMB)

Runs: 2 (x8, Last 7/13/24, JS vs HV)

SB: 2 (9/9/23, CLR at PMB)

HR: 1 (x4, Last 5/12/24, JS vs WIL)

Strikeouts: 4 (9/5/23, CLR at PMB)

ZACH ARNOLD'S CAREER STATISTICS

YEAR	CLUB	AVG	G	AB	R	H	2B	3B	HR	RBI	BB	SO	SB	CS	OBP	SLG	OPS	HBP	SAC
2023	FCL-Phillies (ROK)	.273	4	11	4	3	2	1	0	5	1	2	0	0	.357	.636	.993	1	0
2023	Clearwater (A)	.293	22	82	15	24	2	1	2	11	10	19	8	0	.376	.415	.791	1	0
2023	Totals	.290	26	93	19	27	4	2	2	16	11	21	8	0	.374	.441	.815	2	0
2024	Jersey Shore (A+)	.256	75	246	32	63	5	3	2	36	27	64	3	1	.335	.325	.660	4	1
2024	Reading (AA)	.149	19	67	6	10	2	0	0	1	2	24	2	1	.208	.179	.387	3	0
2024	Totals	.233	94	313	38	73	7	3	2	37	29	88	5	2	.309	.294	.603	7	1
	Career Totals	.246	120	406	57	100	11	5	4	53	40	109	13	2	.324	.328	.652	9	1



ERUBIEL ARMENTA

Left Handed Pitcher

B-T: L-L

HT: 6-3; WT: 189

OPENING DAY AGE: 25

BORN: March 11, 2000 in Tijuana, Baja California, Mexico

HOW OBTAINED: International Free Agent (2019)

SCHOOL: N/A

CAREER TRANSACTIONS

- Signed by the Philadelphia Phillies as an International Free Agent on July 11, 2019 out of Mexico

2024

- Missed entire season, on 60-day IL from March 20-Oct. 29

2023

- Missed entire season due to left forearm strain, transferred from 7-day to 60-day IL on Apr. 20 and reinstated on Nov. 6
- Made one appearance for Mexico in World Baseball Classic on 3/14 against Great Britain (0.2 IP, 0 ER)

2022

- Spent entire season with Jersey Shore (A+), making career-most 40 appearances, all out of bullpen
- Posted a 2.76 ERA (5 ER, 16.1 IP) over 17 road games, compared to a 4.18 mark (11 ER, 23.2 IP) across 23 home appearances
- Over eight May appearances, posted a 1.17 ERA (1 ER, 7.2 IP)
- Limited hitters to a .040 average (1-25) in eight June games
- Had a 2.25 ERA (2 ER, 8.0 IP) across seven July outings
- Held LHH to a .103/.271/.103 (.374) slash line and RHH .184/.362/.316 (.678 OPS) mark
- Limited opposing hitters to a .192 average (10-52) in the seventh inning of games
- Wish RISP, held opponents to a .120/.318/.280 (.598 OPS) mark with just 12 RBI surrendered
- Hitters were limited to a .180 average (9-50) with two outs
- Went a season-high two innings on three occasions (June 1 vs BRK, July 15 at ABD and Aug. 26 vs BRK)
- Struck out a season-high four hitters July 9 vs Hudson Valley
- Pitched for Los Mochis in Mexican Pacific Winter League

2021

- Began season in extended spring training
- Made professional debut with Clearwater (A) on June 16 at Dunedin
- Promoted to Jersey Shore (A+) on July 10
- Made one appearance with Reading (AA) at end of season
- Combined to post a 1.96 ERA (5 ER, 23.0 IP) and averaged 19.17/9.0 IP (49 SO, 23.0 IP) in 16 relief appearances
- Had at least one strikeout in each of his 16 games
- Struck out 47.1% of batters he faced (49-104)
- Participated in Florida Instructional League

2020

- Did not pitch as season was cancelled due to COVID-19 Pandemic
- Pitched for Los Mochis in Mexican Pacific Winter League

2019

- Was on the restricted list from July 11-end of season and did not pitch

CAREER HIGHS

IP (Start): N/A SO: 6 (8/19/21, JS vs ASH)

IP (Relief): 2.0 (x10, Last 8/26/22, JS vs BRK) BB: 4 (4/19/22, JS vs ASH)

ER: 3 (4/19/22, JS vs ASH) Hits: 3 (9/3/21, JS at ABD)

ERUBEL ARMENTA'S CAREER STATISTICS

YEAR	CLUB	W	L	ERA	G	GS	CG	SH	SV	SVO	IP	H	R	ER	HR	HB	BB	SO	WP	BK	AVG
2021	Clearwater (A)	2	0	0.00	4	0	0	0	1	1	6.2	3	0	0	0	1	4	17	1	0	.125
2021	Jersey Shore (A+)	0	0	3.14	11	0	0	0	2	2	14.1	11	6	5	1	2	11	30	3	0	.204
2021	Reading (AA)	1	0	0.00	1	0	0	0	0	0	2.0	1	0	0	0	0	1	2	0	0	.143
2021	2021 Totals	3	0	1.96	16	0	0	0	3	3	23.0	15	6	5	1	3	16	49	4	0	.176
2022	Jersey Shore (A+)	3	2	3.60	40	0	0	0	1	2	40.0	22	20	16	2	5	32	54	5	2	.161
	Career Totals	6	2	3.00	56	0	0	0	4	5	63.0	37	26	21	3	8	48	103	9	2	.167



ANDREW BAKER

Right Handed Pitcher

B-T: R-R

HT: 6-1; WT: 190

OPENING DAY AGE: 25

BORN: March 24, 2000 in Montgomery, AL

HOW OBTAINED: 11th Round (2021)

SCHOOL: Chipola Junior College (FL)

CAREER TRANSACTIONS

- Selected by the Philadelphia Phillies in the 11th round (325th overall) of the 2021 draft out of Chipola Junior College. Signed with the Phillies on July 17, 2021.

2024

- Started and finished season with Reading (AA), was with Jersey Shore (A+) from May 7 to July 1
- Over 16 games with BlueClaws, posted a 1.59 ERA, 0.88 WHIP. .125 opponents average and 15.9 strikeout-per-nine ratio
- Posted a 3-0 record and 2.96 ERA in 19 home games (24.1 IP), compared to 2-2 mark in 6.23 ERA over 24 road contests (26.0 IP)
- Over nine June appearances, had 0.90 ERA (1 ER, 10.0 IP)
- Finished season with 2.45 September ERA over five games (2 ER, 7.1 IP)
- Posted a 3-0 record and 3.77 ERA in second half of season, compared to 2-2 mark and 5.82 ERA over first half of campaign
- Held RHH to .186/.336/.294 (.630 slash line)... 19-102
- Opposing hitters hit .077 (1-13) in ninth inning of games against
- Opposition posted a .180/.296/.246 (.542 OPS) slash line with two outs
- Posted career-high five strikeouts Aug. 6 at Akron over 2.0 IP
- Earned first win since 2022 on Apr. 23 vs Somerset

2023

- Spent entire season with Reading (AA)
- On Development List from June 27 through July 14
- Season-high four strikeouts Sept. 9 vs Portland
- Four-straight outings with no-earned runs from May 27 through June 8
- Began season ranked as Phillies No. 17 Prospect (MLB Pipeline)
- Pitched for Scottsdale in Arizona Fall League after season, not allowing a run over seven appearances. Struck out 13 over 7.0 IP
- Finished second in Phillies organization in strikeouts per nine (14)

2022

- Spent majority of season with Jersey Shore (A+)
- Struck out 50 hitters over 43.2 IP (10.3 SO/9) with BlueClaws
- Promoted to Reading (AA) on August 29, posting 0.84 ERA over 10.2 IP, while striking out 11 hitters and allowing just three hits and one-earned run to close out season with Fightin Phils

2021

- Spent majority of first pro season with Clearwater (A)
- Made professional debut on Aug. 7 vs Bradenton, going one-shutout inning of relief
- Lone start of career Aug 26 vs Tampa, allowing two-earned runs over two innings
- Assigned to FCL-Phillies (ROK) on Sept. 8, making two appearances

COLLEGE

- Began collegiate career with Chipola Junior College (FL) in 2019, posting seven saves and 52 strikeouts over 50.0 IP
- Named to Second Team All-Panhandle Conference in 2019
- Drafted by Los Angeles Dodgers in 16th Round in 2019, electing not to sign
- Transferred to Auburn for 2020 season, making six appearances prior to COVID cancellation
- Transferred back to Chipola for 2021 season, going 7-2, with 3.45 ERA over 15 appearances
- Added 92 strikeouts over 57.1 IP (14.4 K/9) in 2021
- Spent summer of 2021 with Hyannis of Cape Cod Baseball League, on same team as Griff McGarry and Tommy McCollum

HIGH SCHOOL/PERSONEL

- Ranked as No. 19 Overall Player in Alabama coming out of Macon East Academy
- Two-time All-Metro Player of the Year
- Two siblings, Ashley and Christopher Ivey
- Went deaf in right ear after being hit by line drive at 11-years old. Underwent multiple brain surgeries after incident.
- Initially recruited to Chipola as catcher, but switched to pitcher

CAREER HIGHS

IP (Start): 2.0 (8/26/21, CLR vs TAM)

SO: 5 (8/6/24, REA at AKR)

IP (Relief): 2.2 (x2, Last 9/17/22, REA at ALT) BB: 6 (9/2/21, CLR at LAK)

ER: 6 (x2, Last 6/12/22, JS at HV)

Hits: 4 (x3, Last 8/20/24, REA at BNG)

ANDREW BAKER'S CAREER STATISTICS

YEAR	CLUB	W	L	ERA	G	GS	CG	SH	SV	SVO	IP	H	R	ER	HR	HB	BB	SO	WP	BK	AVG
2021	FCL-Phillies (ROK)	0	0	0.00	2	0	0	0	0	0	2.0	1	0	0	0	0	0	4	0	0	.143
2021	Clearwater (A)	1	2	11.70	7	1	0	0	0	0	10.0	4	14	13	1	2	17	16	3	0	.118
2021	2021 Totals	1	2	9.75	9	1	0	0	0	0	12.0	5	14	13	1	2	17	20	3	0	.122
2022	Jersey Shore (A+)	3	1	4.74	40	0	0	0	0	0	43.2	41	28	23	5	1	24	61	8	1	.237
2022	Reading (AA)	1	0	0.84	6	0	0	0	0	1	10.2	3	1	1	0	0	5	11	4	0	.094
2022	2022 Totals	4	1	3.98	46	0	0	0	0	1	54.1	44	29	24	5	1	29	72	12	1	.215
2023	Reading (AA)	0	6	8.12	41	0	0	0	1	5	41.0	35	41	37	6	5	48	64	10	1	.226
2024	Jersey Shore (A+)	1	0	1.59	16	0	0	0	0	0	17.0	7	4	3	0	0	8	30	5	0	.125
2024	Reading (AA)	4	2	6.21	27	0	0	0	0	4	33.1	38	27	23	2	1	24	43	5	0	.284
2024	2024 Totals	5	2	4.65	43	0	0	0	0	4	50.1	45	31	26	2	1	32	73	10	0	.237
	Career Totals	10	11	5.71	139	1	0	0	1	10	157.2	129	115	100	14	9	126	229	35	2	.218



GABRIEL BARBOSA

Right Handed Pitcher

B-T: R-R

HT: 6-0; WT: 183

OPENING DAY AGE: 23

BORN: January 22, 2002 in Bastos, Brazil

HOW OBTAINED: Rule Five Draft (2024)

SCHOOL: N/A

CAREER TRANSACTIONS

- Signed by the Colorado Rockies as an international free agent on July 2, 2018
- Selected by the New York Yankees in the minor league phase of the Rule Five draft on December 6, 2023
- Selected by the Philadelphia Phillies in the minor league phase of the Rule Five draft on December 11, 2024

2024

- Spent entire season with Tampa (A) in Yankees system, making 24 appearances and 20 starts
- Finished the season with a career-high in innings pitched (120.1)
- Posted a 3.52 ERA (25 ER, 64.0 IP) over 12 road games, compared to a 6.87 ERA (43 ER, 56.1 IP) across 12 home appearances
- Over four July appearances and two starts, went 1-0 with a 3.86 ERA (8 ER, 18.2 IP)
- In four outings as a reliever, posted a 2.29 ERA (5 ER, 19.2 IP)
- Allowed two runs over 7.2 IP on June 1 at Palm Beach, along with four strikeouts
- Had six outings of 6.0 IP or more, including allowing one run over 6.0 IP on Apr. 23 vs Lakeland, with eight strikeouts
- Struck out a career-high 10 batters Aug. 25 vs Fort Myers
- No runs over 5.2 no-hit innings on July 12 at Dunedin, with eight strikeouts

2023

- Spent entire season with Fresno (A) in the Rockies' system, making 22 appearances and 13 starts
- Struck out nine across five-shutout innings pitched on June 25 at Modesto
- Had a 1.65 ERA (3 ER, 16.1 IP) over four June outings, along with a 3-0 record

2022

- Spent majority of the season with ACL-Rockies (ROK), making 11 appearances and six starts, while posting a 5-0 record
- Promoted to Fresno (A) on Sept. 9 and made one appearance
- Struck out seven on 3.0 IP June 30 vs ACL-Mariners

2021

- Spent season in the Dominican Summer League, making 13 total appearances split between DSL-Rockies (ROK) and DSL-Colorado (ROK)
- Struck out nine over 5.0 IP Sept. 30 at DSL-Pirates Gold, not allowing an earned run and four hits
- Went five-shutout innings Sept. 16 vs DSL-Giants Orange, with two hits allowed and six strikeouts

2020

- Did not play as season was cancelled due to COVID-19 Pandemic

2019

- Split first professional season between DSL-Colorado (ROK) and DSL-Rockies (ROK), making 16 total appearances
- Made pro debut June 5 at DSL-Mariners
- Struck out a season-high five batters June 18 vs DSL-Tigers 2

CAREER HIGHS

IP (Start): 7.2 (6/1/24, TAM at PMB)

SO: 10 (8/25/24, TAM vs FTM)

IP (Relief): 5.2 (7/12/24, TAM at DUN)

BB: 4 (6/7/24, TAM vs FTM)

ER: 9 (8/6/24, TAM vs DBT)

Hits: 9 (x2, Last 7/30/23, FRE at IE)

GABRIEL BARBOSA'S CAREER STATISTICS

YEAR	CLUB	W	L	ERA	G	GS	CG	SH	SV	SVO	IP	H	R	ER	HR	HB	BB	SO	WP	BK	AVG
2019	DSL-Colorado (ROK)	0	2	10.97	4	4	0	0	0	0	10.2	21	16	13	2	2	3	8	2	0	.420
2019	DSL-Rockies (ROK)	4	0	1.17	12	0	0	0	0	1	23.0	15	7	3	0	1	7	15	1	0	.172
2019	2019 Totals	4	2	4.28	16	4	0	0	0	1	33.2	36	23	16	2	3	10	23	3	0	.263
2021	DSL-Rockies (ROK)	1	1	2.61	8	5	0	0	0	0	20.2	16	8	6	2	0	3	12	4	0	.205
2021	DSL-Colorado (ROK)	2	1	1.85	5	4	0	0	0	0	24.1	15	9	5	0	1	1	25	5	1	.172
2021	2021 Totals	3	2	2.20	13	9	0	0	0	0	45.0	31	17	11	2	1	4	37	9	1	.188
2022	ACL-Rockies (ROK)	5	0	3.46	11	6	0	0	1	1	39.0	42	17	15	3	2	4	38	3	1	.276
2022	Fresno (A)	1	0	5.40	1	0	0	0	0	0	5.0	7	3	3	0	1	0	3	3	0	.318
2022	2022 Totals	6	0	3.68	12	6	0	0	1	1	44.0	49	20	18	3	3	4	41	6	1	.282
2023	Fresno (A)	7	6	5.44	22	13	0	0	1	2	94.1	121	68	57	5	6	19	82	6	4	.312
2024	Tampa (A)	5	9	5.09	24	20	2	0	1	2	120.1	118	73	68	13	7	38	128	8	0	.252
	Career Totals	25	19	4.54	87	52	2	0	3	6	337.1	355	201	170	25	20	75	311	32	6	.267



ANDREW BECHTOLD

Right Handed Pitcher

B-T: R-R

HT: 6-1; WT: 185

OPENING DAY AGE: 28

BORN: April 18, 1996 in Chadds Ford, PA

HOW OBTAINED: Free Agent (2025)

SCHOOL: Chipola Junior College (FL)

CAREER TRANSACTIONS

- Selected by the Minnesota Twins in the fifth round (136th overall) of the 2017 draft out of Chipola Junior College. Signed with the Twins on June 22, 2017
- Signed with the Toronto Blue Jays as a free agent on Dec. 1, 2023
- Signed with the Philadelphia Phillies as a free agent on Jan. 31, 2025

2024

- Spent majority of season with New Hampshire (AA) in Toronto's system, making 29 appearances. Also pitched four games for Buffalo (AAA)
- Assigned to Buffalo on Apr. 18 then transferred to New Hampshire on May 21 for remainder of season
- Posted a 1.50 ERA (1 ER, 6.0 IP) over four May appearances
- Season-high three strikeouts over 1.1 IP July 5 vs Portland
- Was first season as full-time pitcher

2023

- Spent entire season with St. Paul (AAA) in the Twins organization
- Invited to Twins major league spring training as non-roster invitee
- On Temporary Inactive List from May 6-9
- Appeared in 20 games as a relief pitcher
- Played 73 games, slashing .257/.335/.464 (.799 OPS) with 14 doubles, eight home runs and 27 RBI
- Played majority of games (31) at 3B, along with appearances at 1B (9), 2B (8) and DH (6)

2022

- Split season between Wichita (AA) and St. Paul (AAA), appearing in 123 total games
- After beginning season with Wichita, was promoted to St. Paul on Aug. 11, where he remained for rest of season
- Slashed .233/.329/.400 (.729 OPS) with 16 doubles, 19 home runs and 59 RBI

2021

- Spent entire season with Wichita (AA), playing in 99 games
- On 7-day IL from Aug. 30-Sept. 7
- Hit .239 (.787 OPS) with 18 home runs and 48 RBI
- Played for Scottsdale in Arizona Fall League after the season

2020

- Did not play as season was cancelled due to COVID-19 Pandemic

2019

- Split season between Cedar Rapids (A) and Fort Myers (A+)
- Promoted to Fort Myers on June 18
- Over 125 games, hit .261 (.739 OPS) with 22 doubles, seven home runs and 51 RBI
- Appeared in two games on the mound (1 ER, 2.0 IP)

2018

- Played 106 games with Cedar Rapids (A), hitting .216 with 17 doubles, two home runs and 34 RBI
- On 7-day IL from Aug. 26-Sept. 25

2017

- Began professional career with Elizabethton (ROK), playing in 43 games (.299 AVG/.829 OPS)
- Made pro debut June 26 vs Pulaski
- Hit first pro home run July 17 at Greenville
- On 7-day IL from Sept. 6-20

COLLEGE

- Began college career at Maryland in 2015 and '16
- Played 2017 season at Chipola JC in Florida
- Spent summer of 2015 with Bethesda in Cal Ripken League

HIGH SCHOOL/PERSONAL

- Four-year letterwinner at Garnet Valley High School
- Named 2014 AAA Pennsylvania Player of the Year; also selected as 2014 All-Atlantic Honorable Mention by Perfect Game USA and rated as top middle infielder in PA and 18th ranked nationally by PG
- Selected in 37th round of 2014 draft by Texas Rangers
- Parents are Scott and Pam Bechtold
- Younger brother, Michael and, younger sister, Annie
- Father, Scott, played football at Syracuse and baseball at Delaware

CAREER HIGHS

IP (Start): N/A SO: 3 (7/5/24, NH vs POR)

IP (Relief): 2.0 (x2, Last 5/31/24, NH at AKR) BB: 3 (5/1/24, BUF at IND)

ER: 3 (x4, Last 8/2/24, NH at BNG) Hits: 4 (6/2/24, NH at AKR)

ANDREW BECHTOLD'S CAREER STATISTICS

YEAR	CLUB	W	L	ERA	G	GS	CG	SH	SV	SVO	IP	H	R	ER	HR	HB	BB	SO	WP	BK	AVG
2019	Cedar Rapids (A)	1	0	0.00	1	0	0	0	0	0	1.0	0	0	0	0	0	0	1	0	0	.000
2019	Fort Myers (A+)	1	0	9.00	1	0	0	0	0	0	1.0	1	1	1	1	0	0	0	0	0	.250
2019	2019 Totals	2	0	4.50	2	0	0	0	0	0	2.0	1	1	1	1	0	0	1	0	0	.143
2023	St. Paul (AAA)	20	1	11.00	20	0	0	0	0	2	18.0	22	22	22	1	2	24	16	3	0	.333
2024	New Hampshire (AA)	29	5	5.28	29	0	0	0	0	2	29.0	31	23	17	1	0	13	26	4	0	.267
2024	Buffalo (AAA)	4	0	12.46	4	0	0	0	0	1	4.1	8	6	6	1	0	7	6	4	0	.381
2024	2024 Totals	33	5	6.21	33	0	0	0	0	3	33.1	39	29	23	2	0	20	32	8	0	.285
	Career Totals	55	6	7.76	55	0	0	0	0	5	53.1	62	52	46	4	2	44	49	11	0	.295



BRANDON BECKEL

Right Handed Pitcher

B-T: R-R

HT: 6-4; WT: 225

OPENING DAY AGE: 23

BORN: October 20, 2001 in San Antonio, TX

HOW OBTAINED: 12th Round (2023)

SCHOOL: Texas Tech

CAREER TRANSACTIONS

- Selected by the Philadelphia Phillies in the 12th round (373rd overall) of the 2023 draft out of Texas Tech. Signed with the Phillies on July 31, 2023

2024

- Spent majority of season with Clearwater (A), appearing in 25 games and making three starts
- Promoted to Jersey Shore (A+), where he made five appearances and finished season with
- Over 12 home games, posted a 2.52 ERA (7 ER, 25.0 IP), compared to a 4.03 ERA (13 ER, 29.0 IP) in 18 road appearances
- Posted a 2.31 ERA (3 ER, 11.2 IP) over seven May appearances
- Across five July outings, compiled a 1.74 ERA (2 ER, 10.1 IP)
- Had a 2.54 ERA (13 ER, 46.0 IP) in his 27 relief appearances, compared to a 7.88 ERA over three starts (7 ER, 8.0 IP)
- LHH hit .165 against (17-103), with one home run and eight RBI
- Limited opposing hitters to a .082 average (6-73) when pitching with a lead
- Wish RISP, opposing hitters compiled a .200/.320/.267 (.587 OPS) slash line with 15 RBI and no home runs allowed
- Held opponents to a .159 average (10-63) with two outs
- Tossed a season-high four innings, while not allowing a hit or run, on July 24 at Tampa
- Posted a season-best six strikeouts over 2.1 IP Sept. 3 at Aberdeen

2023

- Began professional career with FCL-Phillies (ROK)
- Made pro debut on Aug. 22 vs FCL-Blue Jays (1.0 IP, 0 ER, 1 SO)
- Promoted to Clearwater on Aug. 25

COLLEGE

- 2023 ABCA All-Region Second Team and Big 12 Honorable Mention as Junior
- Emerged as shutdown reliever in 2023, making 24 appearances and recording 48.1 IP with a 2.23 ERA; also led team with seven saves
- Finished 2023 with career-high 62 strikeouts, while holding opponents to a career-low .229 batting average
- Was second on team with 24 appearances in 2023
- Allowed just one home run over 106 total batters in 2022
- As freshman in 2021, has three strikeouts against Stanford in Super Regional
- Pitched for Santa Barbara in California Collegiate League in summers of 2021 and '22

HIGH SCHOOL/PERSONEL

- Played for Antonian College Prep High School in San Antonio, Texas, under coach Bruce Webb
- Was a three-year letterman in high school
- All-State in 2019 and All-District in 2018-19
- Named to 2020 Perfect Game Preseason All-American and All-Region Teams
- Named to All-Tournament Team for performance in 2018 WWBA 16U National Championship
- Ranked 213th overall and 82nd for RHP in Texas
- Played summer ball for Lonestar Baseball Club under coach Kory Moench
- Born in San Antonio, Texas
- Son to Jenine and Brad Beckel
- Brother to Clayton Beckel
- Academic All-State 2019-20
- Finance major at Texas Tech

CAREER HIGHS

IP (Start): 3.2 (6/2/24, CLR vs LAK)

SO: 6 (9/3/24, JS at ABD)

IP (Relief): 4.0 (7/24/24, CLR at TAM)


BB: 3 (4/19/24, CLR at DUN)

ER: 6 (6/9/24, CLR at BRD)

Hits: 6 (6/9/24, CLR at BRD)

BRANDON BECKEL'S CAREER STATISTICS

YEAR	CLUB	W	L	ERA	G	GS	CG	SH	SV	SVO	IP	H	R	ER	HR	HB	BB	SO	WP	BK	AVG
2023	FCL-Phillies (ROK)	0	0	0.00	1	0	0	0	0	0	1.0	1	0	0	0	0	0	1	0	0	.250
2023	Clearwater (A)	0	0	9.00	3	0	0	0	0	0	3.0	3	3	3	1	0	2	1	0	0	.273
2023	2023 Totals	0	0	6.75	4	0	0	0	0	0	4.0	4	3	3	1	0	2	2	0	0	.267
2024	Clearwater (A)	4	1	3.28	25	3	0	0	1	1	46.2	34	22	17	3	5	17	51	10	0	.199
2024	Jersey Shore (A+)	0	0	3.68	5	0	0	0	0	0	7.1	9	3	3	0	0	5	14	2	0	.290
2024	2024 Totals	4	1	3.33	30	3	0	0	1	1	54.0	43	25	20	3	5	22	65	12	0	.213
	Career Totals	4	1	3.57	34	3	0	0	1	1	58.0	47	28	23	4	5	24	67	12	0	.217



PIERCE BENNETT

Infielder

B-T: R-R

HT: 6-1; WT: 200

OPENING DAY AGE: 23

BORN: June 28, 2001 in Baltimore, MD

HOW OBTAINED: 20th Round (2023)

SCHOOL: Wake Forest

CAREER TRANSACTIONS

- Selected by the Philadelphia Phillies in the 20th round (613rd overall) of the 2023 draft out of Wake Forest. Signed with the Phillies on July 31, 2023

2024

- Began season with Clearwater (A), playing in 54 games
- Promoted to Jersey Shore (A+) on July 16, where he remained for the remainder of season and appeared in 28 games
- Hit .266 (46-173) over 48 away games, compared to .234 (25-107) across 34 home contests
- In 21 day games, posted a .342/.444/.382 (.826 OPS) slash line over 90 plate appearances
- Posted a .389 average (9-18) over five September games, with three RBI
- Had a .262 average (56-214) vs RHP, which compared to a .227 average (15-66) against LHP
- With RISP, slashed .256/.385/.317 (.702 OPS), with four extra-base hits and 28 RBI over 104 plate appearances
- Had a .308 average (24-78) when batting with two outs
- Posted eight mutli-run games, including a season-high three runs twice: Apr. 6 at Bradenton and Apr. 19 at Dunedin
- Had 19 multi-hit games, including four three-hit contests
- Season-best two doubles Apr. 25 vs Bradenton
- Hit lone home run of season July 3 vs Dunedin
- Had six multi-RBI games, including a season-high three twice: Aug. 30 vs Hudson Valley and Sept. 5 at Aberdeen
- Posted a season-high two stolen bases Sept. 8 at Aberdeen
- Appeared in 73 games in LF and four games in RF, posting just one error over 133 total chances (.992%)

2023

- Began professional career with FCL-Phillies (ROK)
- Made his pro debut on Aug. 1 vs FCL-Yankees
- Had a 1.000 fielding percentage in seven appearances (six starts) at second base and one start in RF (37 TC)

COLLEGE

- Played at Wake Forest from 2020-23
- Appeared in 25 games for Charlottesville in Valley League during summer of 2021
- 2023 Winston-Salem Regional All-Tournament Team and 2022 College Park Regional All-Tournament Team
- In 2023, led team in batting average and doubles, and was toughest to strikeout in the ACC (11.2 AB/K)
- Had a 17-game hit streak from May 15-April 14, 2023
- In 2022, finished season on team with a .367 batting average

HIGH SCHOOL/PERSONAL

- Rated as Prep Baseball Report as the No. 15 prospect in the state of Maryland
- Picked by Perfect Game as the No. 20 recruit from the state
- Earned all-state and all-MIAA honors
- Hit .425 with three homers as a senior
- Hit .380 during his junior campaign and .410 with three homers in his sophomore year
- Earned four-varsity letters in baseball and one in basketball
- Played club baseball and Youse's Orioles and Mid-Atlantic Rookies
- Parents are Lawrence and Alison Bennett
- Played at the same high school, Gilman School, as Deacon All-American Gavin Sheets (2015-17), under Gavin's father and former big leaguer, coach Larry Sheets
- Father, Lawrence, played baseball for a year at James Madison

CAREER HIGHS

Hits: 3 (x4, Last 9/8/24, JS at ABD)

RBI: 3 (x2, Last 9/5/24, JS at ABD)

Runs: 3 (x2, Last 4/19/24, CLR at DUN)

SB: 2 (x2, Last 9/8/24, JS at ABD)

HR: 1 (7/3/24, CLR vs DUN)

Strikeouts: 4 (4/10/24, CLR vs FTM)

PIERCE BENNTTT'S CAREER STATISTICS

YEAR	CLUB	AVG	G	AB	R	H	2B	3B	HR	RBI	BB	SO	SB	CS	OBP	SLG	OPS	HBP	SAC
2023	FCL-Phillies (ROK)	.190	8	21	5	4	1	0	0	5	6	3	0	0	.400	.238	.638	2	0
2024	Clearwater (A)	.249	54	185	34	46	5	1	1	23	35	34	8	3	.385	.303	.688	8	0
2024	Jersey Shore (A+)	.263	28	95	13	25	4	3	0	11	12	15	3	1	.346	.368	.714	0	0
2024	Totals	.254	82	280	47	71	9	4	1	34	47	49	11	4	.373	.325	.698	8	0
	Career Totals	.249	90	301	52	75	10	4	1	39	53	52	11	4	.375	.319	.694	10	0



ERICK BRITO

Infielder

B-T: R-R

HT: 5-9; WT: 134

OPENING DAY AGE: 22

BORN: May 25, 2002 in Ciudad Guayana, Venezuela

HOW OBTAINED: International Free Agent (2018)

SCHOOL: N/A

CAREER TRANSACTIONS

- Signed by the Philadelphia Phillies as an international free agent on November 29, 2018

2024

- Began season with Jersey Shore (A+), appearing in 70 games
- Promoted to Reading (AA) on July 16, where he played in 41 games and remained for remainder of season
- Posted a .262 average (54-206) in 58 road games, compared to hitting .221 (40-181) across 53 home contests
- Compiled a .291/.413/.395 (.808 OPS) slash line, with seven extra-base hits and six RBI over 25 June games
- Hit .255 (83-236) vs RHP, versus a .180 (11-61) average vs LHP
- Had a .306 (19-62) average when batting eighth
- Posted a .276/.354/.402 (.756 OPS) slash line, with 26 RBI with RISP
- Had nine two-run games
- Compiled 23 multi-hit games, including a trio of three-hit contests (Apr. 13 at HIC, May 21 at ABD and May 31 vs BRK)
- Season-high two doubles, along with three RBI Aug. 16 vs NH; three RBI were season-high, which was a part of three multi-RBI games; also had game-winning double in game
- Swiped two bases on three occasions (Apr. 28 at ABD), May 21 at ABD and May 22 at ABD); stole five-total bases in May 21-26 series
- Appeared in games at 2B (31), 3B (12) and SS (68)
- Hit inside-the-park home run on June 25 vs Greensboro
- Three-straight multi-hit games from start of season through Apr. 13, going seven-for-11 over stretch
- Double, stolen base and run scored in Double-A debut July 19 at Portland
- Played for Caracas in Venezuelan Winter League after season

2023

- Began season with Clearwater (A)
- Started season on five-game hitting streak
- Slashed .440/.462/.480 (.942 OPS) during seven-game hitting streak from June 2-11
- Promoted to Jersey Shore (A+) on June 12 and was tied for fourth in South Atlantic League in sacrifice hits
- Overall, appeared in 64 games at SS and 44 at 2B with both clubs
- Appeared in three postseason games for Jersey Shore
- Played for Caracas in Venezuelan Winter League after season

2022

- Spent season with Clearwater (A)
- Recorded a .360 OBP in 21 August games (79 PA)
- Following the season, was rated as best defensive infielder in Phillies farm system by Baseball America

2021

- Named an Organizational All-Star by MiLB.com
- Spent entire season with DSL-Phillies White (ROK)
- Finished 3rd in DSL in OBP (.470), T-8th in BB (94) and 9th in AVG (.327)
- His 20 steals were tied for second among all Phillies minor league players
- Led all short-season Phillies hitters in several offensive categories (min. 125 PA), including AVG, OPS, walks and steals
- Had 40 walks to 28 strikeouts (1.43 SO/BB ratio)

2020

- Did not play as season was cancelled due to COVID-19 Pandemic

2019

- Began professional career with DSL-Phillies White (ROK)
- Defensively, made appearances at 2B, 3B, SS and LF

CAREER HIGHS

Hits: 4 (x2, Last 9/9/21, D-PHW vs D-GIB) RBI: 4 (9/9/21, D-PHW vs D-GIB)

Runs: 3 (x2, Last 5/3/23, CLR vs LAK) SB: 2 (x8, Last 5/22/24, JS at ABD)

HR: 1 (x5, Last 6/25/24, JS vs GBO) Strikeouts: 3 (x2, Last 8/12/23, JS at HV)

ERICK BRITO'S CAREER STATISTICS

YEAR	CLUB	AVG	G	AB	R	H	2B	3B	HR	RBI	BB	SO	SB	CS	OBP	SLG	OPS	HBP	SAC
2019	DSL-Phillies (ROK)	.269	21	52	7	14	3	0	0	5	15	9	1	4	.451	.327	.778	3	1
2021	DSL-Phillies (ROK)	.327	54	153	29	50	4	1	0	21	40	28	20	6	.470	.366	.836	4	2
2022	Clearwater (A)	.228	97	289	28	66	10	4	1	21	27	56	15	6	.301	.301	.602	3	8
2023	Clearwater (A)	.278	44	144	21	40	2	2	2	20	15	27	14	3	.350	.361	.711	2	1
2023	Jersey Shore (A+)	.208	65	197	26	41	6	2	0	25	21	29	15	5	.310	.259	.569	9	4
2023	2023 Totals	.238	109	341	47	81	8	4	2	45	36	56	29	8	.327	.302	.629	11	5
2024	Jersey Shore (A+)	.263	70	240	41	63	15	1	2	20	30	39	14	5	.352	.358	.710	3	3
2024	Reading (AA)	.211	41	147	16	31	7	1	0	10	7	25	7	3	.264	.272	.536	4	2
2024	2024 Totals	.243	111	387	57	94	22	2	2	30	37	64	21	8	.319	.326	.645	7	5
	Career Totals	.250	392	1222	168	305	47	11	5	122	155	213	86	32	.345	.318	.663	28	21



JEAN CABRERA

Right Handed Pitcher

B-T: R-R

HT: 6-0; WT: 145

OPENING DAY AGE: 23

BORN: October 20, 2001 in Maracay Venezuela

HOW OBTAINED: Free Agent (2019)

SCHOOL: N/A

CAREER TRANSACTIONS

- Signed by the Philadelphia Phillies as an international free agent out of Venezuela on July 2, 2019.
- Contract selected by Philadelphia Phillies on November 19, 2024.

2024

- Began season with Jersey Shore (A+), making 14 starts
- Promoted to Reading (AA) on July 9, appearing in six games before being on Development List from Aug. 30 through end of season
- Over five April starts, posted a 2.25 ERA (7 ER, 28.0 IP)
- Compiled a 3.00 ERA over three July appearances (5 ER, 15.0 IP)
- Posted a 3.22 ERA in first half of the season, compared to 4.76 ERA over second half of campaign
- Held LHH to .190/.261/.286 (.547 OPS) slash line, righties hit .284 against
- In final start with Jersey Shore on July 4, struck out 10 over six-hitless innings
- Fanned a career-high 14 batters on July 12 vs Wilmington, which was second-most strikeouts in BlueClaws history
- Threw back-to-back seven-inning starts on Apr. 30 and May 7
- Had 10 strikeouts across five-scoreless innings on Apr. 12 at Hickory
- Collected first Double-A win Aug. 23 at Binghamton, allowing three runs over 5.2 IP
- Had contract selected to Phillies 40-man roster on November 19

2023

- Spent season with Clearwater (A)
- Tied career high (at the time) with nine strikeouts May 18 vs Bradenton
- Ranked second in the Florida State League (minimum 80.0 IP) in SO/BB ratio (3.91)
- Went 2-0, with a 0.73 ERA (1 ER, 12.1 IP) and a 0.73 WHIP (6 H, 3 BB) while holding hitters to a .143 AVG (6-42) in two postseason starts
- During the playoffs, led the FSL in IP, was tied for lead in wins, ranked second in strikeouts (11) and sixth in ERA and WHIP

2022

- Spent season with Clearwater (A)
- Struck out 23.9% (51-213) of batters faced

2021

- Was recipient of Paul Owens Award, given to the best pitcher in the Phillies Minor League system, was the first 19-year old pitcher to win the award since RHP Carlos Carrasco in 2006
- Spent first professional season with Dominican Summer League Phillies White (ROK)
- Made pro debut July 12 vs DSL-Rangers-2
- Finished with the following rankings among qualifying DSL pitchers: 6th ERA (1.54) and WHIP (0.84), T-9th in OPP AVG (.185) and T-10th in starts (13)
- Surrendered just one home run and struck out 61-of-196 batters faced (31%)
- Had a 6.10 SO/BB ratio (61 SO/10 BB)
- Tossed 24-consecutive innings without allowing an ER from July 23 through September 21

2020

- Did not pitch as season was cancelled due to COVID-19 Pandemic

2019

- Did not pitch.

CAREER HIGHS

IP (Start): 7.0 (x2, Last 5/7/24, JS vs BG)

SO: 14 (6/12/24, JS vs WIL)

IP (Relief): 4.0 (x3, Last 7/25/24, REA at NH)

BB: 5 (5/21/24, JS at ABD)

ER: 6 (x2, Last 8/16/23, CLR vs DUN)

Hits: 11 (6/9/23, CLR at FTM)

JEAN CABRERA'S CAREER STATISTICS

YEAR	CLUB	W	L	ERA	G	GS	CG	SH	SV	SVO	IP	H	R	ER	HR	HB	BB	SO	WP	BK	AVG
2021	DSL-Phillies (ROK)	3	2	1.54	13	13	0	0	0	0	52.2	34	13	9	1	1	10	61	7	1	.185
2022	Clearwater (A)	2	4	5.24	12	12	0	0	0	0	46.1	54	28	27	8	1	28	51	6	0	.295
2023	Clearwater (A)	5	7	4.32	19	13	0	0	1	1	81.1	108	48	39	3	4	22	86	7	1	.325
2024	Jersey Shore (A+)	5	4	3.39	14	14	0	0	0	0	77.0	59	33	29	6	5	25	91	3	1	.210
2024	Reading (AA)	1	1	4.85	6	5	0	0	0	0	29.2	37	17	26	0	5	8	19	0	0	.311
2024	2024 Totals	6	5	3.80	20	19	0	0	0	0	106.2	96	50	45	6	10	33	110	3	1	.240
	Career Totals	16	18	3.76	64	57	0	0	1	1	287.0	292	139	120	18	16	93	308	23	3	.266



LUIS CAICUTO

Catcher

B-T: R-R

HT: 5-10; WT: 160

OPENING DAY AGE: 22

BORN: March 5, 2003 in Lecheria, Venezuela

HOW OBTAINED: Rule Five Draft (2023)

SCHOOL: N/A

CAREER TRANSACTIONS

- Signed by the Arizona Diamondbacks on July 2, 2019 as an international free agent out of Venezuela
- Selected by the Philadelphia Phillies in the Minor League Phase of the Rule Five Draft on December 6, 2023 from Arizona

2024

- Began season with Clearwater (A), appearing in 34 games
- Promoted to Jersey Shore (A+) on June 11, playing in 31 games for BlueClaws over remainder of season
- Over 13 April games, slashed .286/.404/.476 (.880 OPS), with eight doubles and six RBI
- Had a hit in Threshers and Phillies organizational debut Apr. 5 at Bradenton
- Had a hit in first-four games of season from Apr. 5-12
- Three mutli-run games, including a season-high three runs Apr. 24 vs Bradenton
- Posted 10 multi-hit games, including a season-best three hits May 30 vs Lakeland
- Had two doubles twice on Apr. 10 vs Fort Myers and Apr. 24 vs Bradenton
- Compiled six multi-RBI games, featuring a season-high three RBI on Apr. 10 vs Fort Myers
- Only two stolen bases on season came within seven days in May, having one stolen base on May 23 at St. Lucie and May 30 vs Lakeland
- Appeared in 61 games at catcher, committing eight errors over 656 total chances (.988%)m also had seven passed balls and threw out 22.4% of base stealers (26-116)
- Posted career highs in games, at bats, runs, hits, doubles and RBI
- Played for Adelaide Giants in Australian Baseball League after the season

2023

- Began the season on the IL
- Reinstated and transferred to ACL-Diamondbacks Black (ROK), where he spent most of the season, one June 5
- Assigned to ACL-Diamondbacks Red twice (Aug. 4 and Aug. 23)

2022

- Spent the season with ACL-Diamondbacks Red (ROK)
- Led the club in OBP (min. 75 PA)
- Clubbed his first professional home run on July 15 at ACL-Giants Black, only home run in career entering 2025 season
- Slashed .362/.457/.493 (.950 OPS) against RHP (83 PA)
- Appeared in 20 games at catcher, throwing out 28.6% (8-28) of attempted base stealers

2021

- Began professional career with ACL-Diamondbacks (ROK)
- Collected his first professional hit on July 31 vs ACL-Rockies

2020

- Did not play as season was cancelled due to COVID-19 Pandemic

CAREER HIGHS

Hits: 3 (x2, Last 5/30/24, CLR vs LAK)

RBI: 3 (4/10/24, CLR vs FTM)

Runs: 3 (4/24/24, CLR vs BRD)

SB: 1 (x4, Last 5/30/24, CLR vs LAK)

HR: 1 (7/15/22, A-DBR at A-GIB)

Strikeouts: 2 (x8, Last 8/14/24, JS vs WS)

LUIS CAICUTO'S CAREER STATISTICS

YEAR	CLUB	AVG	G	AB	R	H	2B	3B	HR	RBI	BB	SO	SB	CS	OBP	SLG	OPS	HBP	SAC
2021	ACL-Diamondbacks (ROK)	.200	7	10	0	2	0	0	0	1	0	2	0	0	.273	.200	.473	1	0
2022	ACL-Diamondbacks (ROK)	.352	30	91	11	32	4	1	1	8	10	13	2	2	.433	.451	.884	3	2
2023	ACL-Diamondbacks (ROK)	.333	1	3	1	1	0	0	0	0	1	1	0	0	.500	.333	.833	0	0
2023	ACL-Diamondbacks (ROK)	.063	8	16	3	1	1	0	0	2	5	6	0	0	.304	.125	.429	1	0
2023	2023 Totals	.105	9	19	4	2	1	0	0	2	6	7	0	0	.333	.158	.491	1	0
2024	Clearwater (A)	.244	34	123	14	30	10	0	0	19	12	22	2	0	.338	.325	.663	6	0
2024	Jersey Shore (A+)	.186	31	97	7	18	0	0	0	5	10	21	0	1	.295	.186	.481	5	0
2024	2024 Totals	.218	65	220	21	48	10	0	0	24	22	43	2	1	.319	.264	.583	11	0
	Career Totals	.247	111	340	36	84	15	1	1	35	38	65	4	3	.348	.306	.654	16	2



DYLAN CAMPBELL

Outfielder

B-T: R-R

HT: 5-11; **WT:** 205

OPENING DAY AGE: 22

BORN: July 2, 2002 in Houston, TX

HOW OBTAINED: Trade (2025)

SCHOOL: Texas

CAREER TRANSACTIONS

- Drafted by the Los Angeles Dodgers in Round 4C (136th overall) of the 2023 draft out of Texas. Signed with the Dodgers on July 24, 2023
- Traded to the Philadelphia Phillies in exchange for future considerations on January 17, 2025

2024

- Spent entire season with Great Lakes (A+) in Dodgers system, appearing in 115 games
- Over 20 April games, slashed .313/.360/.386 (.746 OPS), with 16 runs, three doubles, one home run and 11 RBI (89 PA)
- Hit .276 (29-105), with 45 RBI with RISP (127 PA)
- Posted 14 multi-run games, including a season-high three runs Apr. 27 at Fort Wayne
- Had 30 multi-hit games, which included seven three-run games and a season-best four hits Apr. 14 at Lansing
- Two doubles on May 26 vs Beloit
- Slugged a season-high two home runs Aug. 9 vs Lansing
- Posted 14 multi-RBI games, including two three-RBI contests and a season-best four RBI three times: Apr. 14 at LAN, May 22 vs BEL and Aug. 9 vs LAN
- Had seven multi-stolen base games, including a season-high three stolen bases May 30 at West Michigan
- Season-best seven-game hit streak from May 16-24 (12-32/.375)
- Named Midwest League Player of the Week on Aug. 11 after slashing .381/.480/.857 (1.337 OPS) with six runs, one double, three home runs, seven RBI and 6-6 in stolen bases from Aug. 6-11
- Appeared in games at all three OF positions: RF (69 games), CF (18) and LF (24), while adding 11 outfield assists and having five errors over 258 total chances (.981%); also had four games at DH

2023

- Began professional career with ACL-Dodgers (ROK), appearing in four games
- Promoted to Rancho Cucamonga (A) Aug. 8 through remainder of season, where he played 10 games
- On 7-day IL from Aug. 26 through end of season
- Made pro debut July 31 vs ACL-Royals
- First pro hit and two runs Aug. 3 vs ACL-Reds
- Slugged first career home run Aug. 3 vs ACL-Reds, along with three RBI
- Appeared in games in CF (1), RF (9) and LF (4), not committing an error over 28 total chances

COLLEGE

- Played at Texas from 2021-23
- Spent summers of 2021 and '22 with Santa Barbara Foresters in the California Collegiate League
- Played in 64 games in final season of 2023, slashing .339/.436/.603 (1.039 OPS) with 19 doubles, three triples, 13 home runs, 50 RBI and 26-29 in stolen bases
- As a sophomore in 2022, appeared in 65 games and hit .267 with 10 home runs and 29 RBI
- Named to 2022 NCAA Austin Regional All-Tournament Team
- Appeared in 32 games during freshman season in 2021

HIGH SCHOOL/PERSONAL

- Lettered and started four years at shortstop for head coach Raul Garcia Rameau at Strake Jesuit
- First time All-District in 2017, '18 and '19
- Ranked No. 44 overall player in Texas and 12th-ranked shortstop in the state by Perfect Game
- Participated in the Area Code Games in Long Beach, California
- Also played football and basketball, earning first team All-District honors and 2018 Newcomer of the Year in football
- Named 2019 offensive MVP and first team selection for District 23-6A
- Rushed for 1,569 yards and 21 touchdowns as senior in 2019
- Parents are Andrea Odom and Donovan Campbell
- Both parents were student-athletes at Texas Southern University; Andrea a tennis player and Donovan played baseball
- Dad, Donovan, was drafted by the Atlanta Braves in 1988 and played four seasons on the Braves organization
- Has one brother, Justin, and a sister, Ayden

CAREER HIGHS

Hits: 4 (4/14/24, GL at LAN)

RBI: 4 (x3, Last 8/9/24, GL vs LAN)

Runs: 3 (4/27/24, GL at FW)

SB: 3 (5/30/24, GL at WM)

HR: 2 (8/9/24, GL vs LAN)

Strikeouts: 3 (x6, Last 9/1/24, GL at SB)

DYLAN CAMPBELL'S CAREER STATISTICS

YEAR	CLUB	AVG	G	AB	R	H	2B	3B	HR	RBI	BB	SO	SB	CS	OBP	SLG	OPS	HBP	SAC
2023	ACL-Dodgers (ROK)	.250	4	8	3	2	0	1	1	3	3	2	1	0	.455	.875	1.330	0	0
2023	Rancho Cucamonga (A)	.205	10	39	3	8	1	0	0	3	0	8	2	1	.225	.231	.456	1	0
2023	2023 Totals	.213	14	47	6	10	1	1	1	6	3	10	3	1	.275	.340	.615	1	0
2024	Great Lakes (A+)	.251	115	435	64	109	21	1	10	53	50	110	42	7	.331	.372	.703	4	0
	Career Totals	.247	129	482	70	119	22	2	11	59	53	120	45	8	.325	.369	.694	5	0



EIBERSON CASTELLANO

Right Handed Pitcher

B-T: R-R

HT: 6-3; WT: 180

OPENING DAY AGE: 23

BORN: May 9, 2001 in Maracaibo, Venezuela

HOW OBTAINED: Free Agent (2018)

SCHOOL: N/A

CAREER TRANSACTIONS

- Signed by the Philadelphia Phillies as an international free agent out of Venezuela on July 2, 2018.

2024

- Named Paul Owens Award by Phillies after season as top pitching prospect in Phillies organization during season
- Began season with Jersey Shore (A+), promoted to Reading (AA) on July 16, where he spent remainder of season
- On Development list from April 11-19
- Two stints on injured list: June 24-July 26 and September 10-16
- Went 4-1 with 3.60 ERA over 11 home appearances, compared to 2-4 record and 4.36 ERA in road games
- Over four August starts, had a 1.64 ERA (4 ER, 22.0 IP)
- Had an ERA under four in four-of-six months during season
- Posted a 3.67 ERA over 11 appearances in second half of season, compared to 4.35 ERA over 11 first-half appearances
- Held RHH to .197/.273/.293 (.566 OPS) slash line
- Opposition slashed .215/.259/.327 (.586 OPS) with RISP against
- Had double-digit strikeouts four times, including a career-high 13 punchouts May 31 vs Brooklyn
- Struck out 10 batters in final start with Jersey Shore on July 13 vs Hudson Valley
- Had double-digit strikeouts in consecutive starts: 10 vs New Hampshire (Aug. 18) and 11 at Binghamton (Aug. 25)
- Tossed season-high six innings on five occasions
- Earned win in first Double-A start on July 21 at Portland (2 R, 6.0 IP, 6 SO), becoming first Fightin Phil to win Double-A debut since Andrew Painter in 2022
- Named Phillies Minor League Pitcher of the Month in July
- Converted to full-time starter for first time in 2024
- Five-shutout innings Aug. 11 at Akron, with five strikeouts

2023

- Assigned to Clearwater (A), where he made all of his 22 appearances, on June 9
- Had 41 strikeouts in 30.1 IP in his 15 outings as a reliever (12.16 SO/9.0 IP)
- Pitched in three postseason games

2022

- Spent entire season with Clearwater (A)
- Limited RHH to a .169 AVG (20-118)
- Averaged 12.18 SO/9.0 IP (23 SO/17.0 IP) over four starts in June

2021

- Spent entire season with Dominican Summer League Phillies White (ROK)
- With RISP, held opponents to a .128/.277/.128 slash line with no XBH in 47 plate appearances
- Limited RHH to a .141 AVG (11-78) and .192 slugging percentage
- In seven August appearances, posted a 0.64 ERA (1 ER, 14.0 IP)
- Following the season, pitched for Zulia in the Venezuelan Winter League

2020

- Did not pitch as season was cancelled due to COVID-19 Pandemic
- Pitched for Zulia in the Venezuelan Winter League

2019

- Did not pitch.

CAREER HIGHS

IP (Start): 6.0 (x5, Last 8/25/24, REA at BNG) SO: 13 (5/31/24, JS vs BRK)

IP (Relief): 3.1 (x2, Last 9/1/23, CLR vs FTM) BB: 4 (x2, Last 4/27/24, JS at ABD)

ER: 6 (9/1/24, REA at SOM)

Hits: 6 (x5, Last 9/1/24, REA at SOM)

EIBERSON CASTELLANO'S CAREER STATISTICS

YEAR	CLUB	W	L	ERA	G	GS	CG	SH	SV	SVO	IP	H	R	ER	HR	HB	BB	SO	WP	BK	AVG
2021	DSL-Phillies (ROK)	2	1	1.09	16	1	0	0	3	5	33.0	17	7	4	1	6	16	36	2	0	.148
2022	Clearwater (A)	1	3	3.51	17	8	0	0	0	0	51.1	37	24	20	4	10	18	61	4	1	.207
2023	Clearwater (A)	3	2	5.04	22	7	0	0	0	1	50.0	55	29	28	3	6	28	58	5	0	.276
2024	Jersey Shore (A+)	4	2	4.12	14	12	0	0	0	0	63.1	58	34	29	6	6	20	86	10	0	.240
2024	Reading (AA)	2	3	3.79	8	8	0	0	0	0	40.1	31	19	17	5	5	9	50	1	1	.211
2024	2024 Totals	6	5	3.99	22	20	0	0	0	0	103.2	89	53	46	11	11	29	136	11	1	.229
	Career Totals	12	11	3.71	77	36	0	0	3	6	238.0	198	113	98	19	33	91	291	22	2	.224



MOISES CHACE

Right Handed Pitcher

B-T: R-R

HT: 6-1; WT: 213

OPENING DAY AGE: 21

BORN: June 9, 2003 in La Guaira, Venezuela

HOW OBTAINED: Trade (2024)

SCHOOL: N/A

CAREER TRANSACTIONS

- Signed by the Baltimore Orioles as an international free agent on July 2, 2019 out of Venezuela.
- Traded with Seth Johnson to the Philadelphia Phillies on July 30, 2024 from the Baltimore Orioles, in exchange for Gregory Soto.
- Contract selected by Philadelphia Phillies on November 19, 2024.

2024

- Began season in the Orioles organization with Aberdeen (A+), making 17 appearances and nine starts
- Traded to Phillies on July 30 and assigned to Jersey Shore (A+)
- After two starts with Blue Claws, promoted to Reading (AA) on August 13, making four starts for Fightin Phils
- Posted a 3.05 ERA in road games, compared to a 4.25 ERA when home
- Had a 1.20 ERA over four April appearances (2 ER, 15.0 IP) and a 1.59 ERA in May (3 ER, 17.0 IP)
- Went 3-1, with a 2.59 ERA in five August starts (7 ER, 24.1 IP), named Phillies Minor League Pitcher of the Month of August
- Held LHH to .164/.287/.231 (.518 OPS) slash line
- RHH hit .232 (35-151) against
- Opposing hitters slashed .197/.263/.352 (.615 OPS) slash line with RISP
- Set a brief career-high with 10 strikeouts over 4.2 IP on Aug. 24 at Binghamton
- Followed up with new career-high 13 strikeouts on Aug. 31 at Somerset, in best start of career. Had 19 swing and misses on night, with 13 against fastball; Named Eastern League Pitcher of the Week following start
- Posted nine strikeouts in season, and High-A debut on Apr. 9 vs Wilmington
- Final start with Aberdeen came on July 27 at Jersey Shore
- Earned with in first Double-A start on May 17 vs New Hampshire

2023

- Spent entire season with Delmarva (A) for second-straight season
- Started nine-of-21 appearances and struck out 100 over 68 IP (13.24 SO/9 IP)
- First season in pro ball reaching 100 strikeouts and career-high
- On 7-day IL from Aug. 1-24
- Surrendered season-high eight walks on June 25 vs Augusta
- Pitched for Tigres de Aragua in Venezuelan Winter League

- Did not allow an earned run in July (17.0 IP), while also striking out 27 in month
- Went 2-0 with a 2.39 ERA (7 ER, 26.1 IP) in second half of season (eight appearances), compared to a 5.83 ERA over first 13 outings of the season
- Held LHH to .182 (22-121) and RHH to .216 (25-116)
- Opponents hit just .173 against with RISP (13-75) and .181 with runners on base (21-116)

2022

- Spent entire season with Delmarva (A)
- Started in 14-of-19 appearances on season, striking out 64 hitters over 59.2 IP (9.65 SO/9.0 IP)
- Had two stints on 7-day IL (May 10-29 and June 25-July 23)
- Posted a 1.80 ERA (2 ER, 10.0 IP) in September
- 1.76 ERA as reliever, compared to 6.09 ERA as starter
- Held LHH to .169 average against (22-130), with just one home run allowed

2021

- Split first pro season between FCL-Orioles Orange (ROK) and FCL-Orioles Black (ROK)
- Made professional debut July 5 with FCL-Orioles Black at FCL-Braves
- First pro win in second start on July 10 at FCL-Orioles Orange
- Struck out six in back-to-back starts on July 10 and July 16
- Held LHH to .222 (8-36)

2020

- Did not pitch as season was cancelled due to COVID-19 Pandemic.

CAREER HIGHS

IP (Start): 6.0 (8/31/24, REA at SOM) SO: 13 (8/31/24, REA at SOM)

IP (Relief): 5.0 (x2, Last 7/19/23, DEL vs CHS) BB: 8 (6/25/23, DEL vs AUG)

ER: 5 (x4, Last 9/6/24, REA vs ERI) Hits: 7 (9/6/24, REA vs ERI)

MOISE CHACE'S CAREER STATISTICS

YEAR	CLUB	W	L	ERA	G	GS	CG	SH	SV	SVO	IP	H	R	ER	HR	HB	BB	SO	WP	BK	AVG
2021	FCL-Orioles (ROK)	0	0	4.50	1	1	0	0	0	0	2.0	3	1	1	0	0	0	4	0	0	.333
2021	FCL-Orioles (ROK)	1	3	5.75	8	4	0	0	0	1	20.1	22	17	13	1	0	12	28	4	0	.259
2021	FCL (ROK)	1	3	5.64	9	5	0	0	0	1	22.1	25	18	14	1	0	12	32	4	0	.266
2021	2021 Totals	1	3	5.64	9	5	0	0	0	1	22.1	25	18	14	1	0	12	32	4	0	.266
2022	Carolina (A)	3	5	4.98	19	14	0	0	1	1	59.2	47	39	33	1	6	42	64	7	0	.213
2023	Carolina (A)	5	2	4.50	21	9	0	0	2	2	68.0	47	37	34	8	5	53	100	2	4	.198
2024	Aberdeen (A+)	2	2	3.46	17	9	0	0	1	1	52.0	37	22	20	5	6	30	76	2	0	.201
2024	Jersey Shore (A+)	1	1	4.15	2	2	0	0	0	0	8.2	6	4	4	0	0	3	13	0	0	.194
2024	Reading (A+)	2	1	3.66	4	4	0	0	0	0	19.2	14	19	8	3	0	7	35	0	1	.200
2024	SAL (A+)	3	3	3.56	19	11	0	0	1	1	60.2	43	26	24	5	6	33	89	2	0	.200
2024	2024 Totals	5	4	3.59	23	15	0	0	1	1	80.1	57	36	32	8	6	40	124	2	1	.200
	Career Totals	14	14	4.42	72	43	0	0	4	5	230.1	176	130	113	18	17	147	320	15	5	.210



ETHAN CHENAULT

Right Handed Pitcher

B-T: R-R

HT: 6-5; WT: 200

OPENING DAY AGE: 24

BORN: March 28, 2001 in Lynchburg, VA

HOW OBTAINED: 18th Round (2023)

SCHOOL: UNC-Wilmington

CAREER TRANSACTIONS

- Selected by the Philadelphia Phillies in the 18th round (553rd overall) of the 2023 draft out of UNC-Wilmington. Signed with the Phillies on July 18, 2023

2024

- Spent majority of season with Clearwater (A), making 25 appearances out of bullpen
- On 7-day IL from May 1-12
- Promoted to Jersey Shore (A+) on Aug. 13, where he made six relief outings to finish season
- Over five May outings, posted a 1.13 ERA (1 ER, 8.0 IP), with 14 strikeouts (15.75 SO/9.0 IP)
- Posted a 2.70 ERA (3 ER, 10.0 IP) across five July appearances, with 15 strikeouts (13.5 SO/9.0 IP)
- After posting a 6.55 ERA (16 ER, 22.0 IP) over first 16 appearances, he compiled a 2.61 ERA (6 ER, 20.2 IP) across his final 15 outings
- Held LHH to a .183 average (13-71) and RHH to a .219 average (16-73)
- In the ninth inning of games, held opponents to a .146 average (6-41)
- With RISP, opposing hitters slashed .152/.371/.261 (.632 OPS), with just one home run and 12 RBI
- Had a season-best six strikeouts over 2.0 IP on May 29 vs Lakeland
- Did not allow an earned run over five-straight outings from July 9-August 2 (8.2 IP)
- Posted a 12.87 SO/9.0 IP ratio (61 SO/42.2 IP)

2023

- Did not appear in any games after signing with Phillies

COLLEGE

- Pitched for UNC-Wilmington from 2021-23
- All-CAA honorable mention as a junior in 2023
- In 2023, made career-high 26 appearances, going 5-2 with three saves; also set a career-high with 59 strikeouts while limiting opponents to a .202 batting average
- Earned win in 2023 CAA Championship game against Northeastern
- Fanned 10 over five innings against Middle Tennessee on Feb. 20, 2022
- Made 17 appearances as freshman in 2021
- Pitched for Wareham in Cape Cod League in 2021 and for Cotuit in summer of 2022

HIGH SCHOOL/PERSONAL

- Started all four seasons for the Miller School of Albemarle Mavericks, which was coached by former All-Star and Phillies closer Billy Wagner
- Helped team to conference and state championships from 2017-19
- First-team VISAA All-State in 2019 and second-team in 2018
- Named conference player of the year in 2019
- Tossed a no-hitter as a sophomore in 2018
- Also played basketball in high school
- Participated in East Coash Pro Showcase in 2020 in Hoover, Alabama
- Full name is Ethan Taylor Chenault
- Born in Lynchburg, Virginia
- Son of Melanie and Kevin Chenault

CAREER HIGHS

IP (Start): N/A SO: 6 (5/29/24, CLR vs LAK)
IP (Relief): 3.0 (7/3/24, CLR vs DUN) BB: 4 (5/29/24, CLR vs LAK)
ER: 4 (x2, Last 6/11/24, CLR vs TAM) Hits: 5 (7/3/24, CLR vs DUN)

ETHAN CHENAULT'S CAREER STATISTICS

YEAR	CLUB	W	L	ERA	G	GS	CG	SH	SV	SVO	IP	H	R	ER	HR	HB	BB	SO	WP	BK	AVG
2024	Clearwater (A)	1	3	4.91	25	0	0	0	4	5	36.2	26	24	20	4	7	26	53	6	0	.210
2024	Jersey Shore (A+)	0	0	3.00	6	0	0	0	0	0	6.0	3	2	2	1	0	3	8	0	0	.150
2024	2024 Totals	1	3	4.64	31	0	0	0	4	5	42.2	29	26	22	5	7	29	61	6	0	.201
	Career Totals	1	3	4.64	31	0	0	0	4	5	42.2	29	26	22	5	7	29	61	6	0	.201



AARON COMBS

Right Handed Pitcher

B-T: R-R

HT: 6-3; WT: 190

OPENING DAY AGE: 23

BORN: December 28, 2001 in Sarasota, FL

HOW OBTAINED: Trade (2025)

SCHOOL: Tennessee

CAREER TRANSACTIONS

- Selected by the Chicago White Sox in the eighth round (229th overall) of the 2024 draft out of Tennessee. Signed with the White Sox on July 23, 2024
- Traded to the Philadelphia Phillies on January 1, 2025, in exchange for Tyler Gilbert

2024

- Made six appearances for Kannapolis (A) in first professional season in White Sox organization
- Did not allow an earned run over 7.2 IP
- Struck out 13 over 7.2 IP (15.3 SO/9.0 IP)
- Did not allow a run over 1.1 IP in pro debut Aug. 20 at Fayette
- No hits allowed in three-straight outings from Aug. 27-Sept. 2
- Struck out four over season-high 2.0 IP Aug. 30 vs Fredericksburg
- RHH combined to slash .158/.273/.158 (.431 OPS) over 19 AB
- Opposing hitters posted a .111 average (1-9) when batting with RISP
- With two outs, opponents were just 1-11 (.091)

COLLEGE

- Pitched at Tennessee from 2023-24
- Recorded team-leading sixth save in Game 3 of 2024 MCWS Final vs Texas A&M on June 24 to help Tennessee clinch its first National Championship in program history
- Earned win in Game 2 of MCWS Finals after tossing four-shutout innings in relief with five strikeouts
- Went 3-1 with a 3.35 ERA over 24 appearances in 2024, along with a 13.0 SO/9.0 IP ratio

- In 2023, went 4-0 with a 3.00 ERA over 26 appearances, along with a 16.7 SO/9.0 IP ratio
- Appeared in Opening game of 2023 CWS vs LSU, striking out the only batter he faced
- Spent 2022 at College of Central Florida, where he helped team to the NJCAA Division I Junior College World Series
- Also named a 2022 All-Mid-Florida Conference first team selected and named to the 2022 FCSAA All-Tournament team
- Spent 2021 with Coastal Carolina, but received a medical redshirt as he missed the entire season with injury

HIGH SCHOOL/PERSONAL

- Transferred from Inspiration Academy to IMG Academy for senior season, which was cut short due to the COVID-19 Pandemic
- Rated No. 334 player nationally and No. 18 RHP in Florida by PG
- Participated in the Perfect Game 2019 National Showcase
- Named a Perfect Game Preseason All-American selection and Florida All-Region second-team pick in 2020 and was a two-time PG Preseason Underclass All-American Honorable Mention in 2018 and '19
- Named to 10 Perfect Game All-Tournament teams, including the 2020 18U Freedom Classic, the 2020 High School Showdown and the 2019 17U Florida World Series
- Played club baseball for FTB-Gulf Coast, FTB-Tucci and Beast Mode Prime
- Full name is Aaron Bradley Combs
- Majored in business management at Tennessee
- Parents are Brad and Angela Combs
- Has younger brother, Ryan, who pitched at Polk State College
- Hobbies include car racing and video games
- Favorite musicians are Kid Cudi, Lil Uzi Vert and Rage Against the Machine
- Favorite actor is Leonardo DiCaprio
- Chose Tennessee over Florida and Georgia Tech

CAREER HIGHS

IP (Start): N/A SO: 4 (8/30/24, KAN vs FBG)
IP (Relief): 2.0 (8/30/24, KAN vs FBG) BB: 2 (8/20/24, KAN at FAY)
ER: 0 (x6, Last 9/5/24, KAN at SAL) Hits: 3 (9/5/24, KAN at SAL)

AARON COMB'S CAREER STATISTICS

YEAR	CLUB	W	L	ERA	G	GS	CG	SH	SV	SVO	IP	H	R	ER	HR	HB	BB	SO	WP	BK	AVG
2024	Kannapolis (A)	2	0	0.00	6	0	0	0	0	1	7.2	5	2	0	0	1	4	13	1	0	.179
	Career Totals	2	0	0.00	6	0	0	0	0	1	7.2	5	2	0	0	1	4	13	1	0	.179



JUSTIN CRAWFORD

Center Field

B-T: L-R

HT: 6-2; WT: 188

OPENING DAY AGE: 21

BORN: January 13, 2004 in Phoenix, AZ

HOW OBTAINED: First Round (2022)

SCHOOL: Bishop Gorman (Nevada)

CAREER TRANSACTIONS

- Selected by the Philadelphia Phillies in the first round (17th overall) of the 2022 draft out of Bishop Gorman High School in Las Vegas, Nevada. Signed by the Phillies on July 25, 2022 for slightly over-slot value at \$3.894 million.

2024

- Began season with Jersey Shore (A+), appearing in 70 games
- Promoted to Reading (AA) on July 12, where he finished season
- Played for National League in All-Star Futures Game in Dallax, TX
- Named Paul Owens Award after the season by Phillies, as the best hitter in the Phillies organization
- Over 51 home games, slashed .338/.396/.431 (.827 OPS)
- In 59 road contests, hit .291 (74-253), with seven homers and 43 RBI
- Posted averages over .400 in July (.406) and September (.410)
- Against RHP, posted a .320/.370/.445 (.815 OPS) slash line with seven homers and 48 RBI
- Hit leadoff in 78 games and in two-hole in 32 contests
- Posted a .313/.363/.536 (.899 OPS) with RISP, along with six home runs and 56 RBI
- With bases loaded, slashed .500/.471/1.000 (1.471 OPS) with two grand slams and 19 RBI over 17 playe appearances
- Hit .336 over final 55 games of season, after hitting .290 in first 55
- Compiled 17 multi-run games, which included five three-run games
- Had 47 multi-hit games, which included 11 three-hit games and a pair of four-hit contests (May 7 vs WIL and June 9 at GBO)
- Season-high two doubles May 22 at ABD and July 19 at POR
- Put together 17 multi-RBI games, which featured six three-RBI games, a four-RBI contest on May 30 vs BRK and five RBI Aug. 10 at Akron (matched career-high)
- Stole a season-high two bases on seven occasions
- Appeared in 93 games in CF, committing just one error over 805.0 innings and 193 total chances (.995%)
- From time of Double-A debut on July 19, posted the following Eastern League ranks through end of season: 1st AVG (.333), T-8th RBI (26), 8th OBP (.380), 6th SLG (.455), 5th OPS (.835), T-2nd hits (55), T-3rd 2B (11), T-7th TB (75), T-2nd SB (15)
- Finished season ranked as Phillies No. 3 Prospect (MLB Pipeline)
- In Double-A debut (July 19 at POR), had three hits, including two doubles and two diving catches in center field
- Played for Team USA in Premiere12 Tournament in offseason

2023

- Began season with Clearwater (A), appearing in 69 games
- Led Threshers in hits and triple and tied for lead in doubles
- Overall, made 77 starts in CF
- Florida State League rankings: 3rd SB, T-5th 3B and T-8th RBI
- Slashed .588/.588/1.000 (1.588 OPS) with 3 2B, 2 3B, 4 RBI and 4 SB in 17 PA from 5/29-6/4, earning MLB Pipeline Prospect Team of the Week and FSL Player of the Week Honors
- Hit first professional home run on July 5 vs Palm Beach
- Played in All-Star Futures Game on July 8 in Seattle, Washington
- Promoted to Jersey Shore (A+) on Aug. 14
- Named Phillies Minor League Hitter of the Month in August after slashing .412/.474/.632 (1.106 OPS), with 7 2B, 3B, 2 HR, 19 RBI, 9 BB and 6 SB in 17 total games
- Appeared in three playoff games for Jersey Shore
- Named FSL MVP, FSL Top Prospect, a FSL Postseason All-Star and a Baseball America Low Class-A All-Star
- After season, ranked as No. 3 Phillies Prospect (MLB Pipeline), and No. 77 Prospect in MiLB (MLB Pipeline)
- Named Phillies organizational All-Star by MiLB.com
- Named best hitter for average, best athlete and beat defensive outfielder in Phillies system by Baseball America following season

2022

- Began professional career with FCL-Phillies (ROK)
- Made pro debut on Aug. 9 at FCL-Yankees and stole three bases
- Finished season with Clearwater (A)
- Started carteer with five-game on-base streak
- Participated in the Florida Instructional League after the season
- Following season, named No. 4 Phillies prospect (Baseball America)

HIGH SCHOOL/PERSONAL

- 2022 Graduate of Bishop Gorman High School (Nevada)
- Named 2022 Male Athlete of the Year by Las Vegas Sun
- In senior season, posted a .503 AVG (77-153) with 17 2B, 8 3B, 5 HR, 20 SB, a .553 OBP and 1.379 OPS in 42 games
- Son of former Major League All-Star Carl Crawford
- Cousin of former Phillies first round pick, and current Seattle Mariner JP Crawford

CAREER HIGHS

Hits: 4 (x4, Last 6/9/24, JS at GBO) RBI: 5 (x2, Last 8/10/24, REA at AKR)
Runs: 3 (x10, Last 8/24/24, REA at BNG) SB: 3 (x3, Last 6/15/23, CLR vs TAM)
HR: 1 (x12, Last 9/11/24, REA at HBG) Strikeouts: 4 (4/9/23, CLR at BRD)

JUSTIN CRAWFORD'S CAREER STATISTICS

YEAR	CLUB	AVG	G	AB	R	H	2B	3B	HR	RBI	BB	SO	SB	CS	OBP	SLG	OPS	HBP	SAC
2022	FCL-Phillies (ROK)	.297	11	37	6	11	0	1	0	5	5	6	8	3	.395	.351	.746	1	0
2022	Clearwater (A)	.143	5	21	2	3	0	0	0	0	2	9	2	1	.217	.143	.360	0	0
2022	Totals	.241	16	58	8	14	0	1	0	5	7	15	10	4	.333	.276	.609	1	0
2023	Clearwater (A)	.344	69	276	51	95	16	6	3	60	25	53	40	7	.399	.478	.877	2	2
2023	Jersey Shore (A+)	.288	18	73	20	21	6	2	0	4	7	16	7	1	.366	.425	.791	2	0
2023	Totals	.332	87	349	71	116	22	8	3	64	32	69	47	8	.392	.467	.859	4	2
2024	Jersey Shore (A+)	.301	70	292	54	88	14	4	6	35	21	64	27	8	.349	.438	.787	1	2
2024	Reading (AA)	.333	40	165	25	55	11	0	3	26	11	29	15	1	.380	.455	.835	2	1
2024	Totals	.313	110	457	79	143	25	4	9	61	32	93	42	9	.360	.444	.804	3	3
	Career Totals	.316	213	864	158	273	47	13	12	130	71	177	99	21	.371	.442	.813	8	5



JACK DALLAS

Right Handed Pitcher

B-T: R-R

HT: 5-11; WT: 200

OPENING DAY AGE: 26

BORN: December 18, 1998 in Beaumont, TX

HOW OBTAINED: Free Agent (2022)

SCHOOL: Lamar

CAREER TRANSACTIONS

- Signed by the Philadelphia Phillies as an undrafted free agent on August 1, 2022 out of Lamar University.

2024

- Spent majority of season with Jersey Shore (A+), making 39 appearances and three starts
- Promoted to Reading (AA) on Sept. 10 and appeared in two games in final week of the regular season
- On 7-day IL from Aug. 15-22
- Posted a 2.96 ERA (9 ER, 27.1 IP) over 21 road games
- Over seven August appearances, had a 0.90 ERA (1 ER, 10.0 IP)
- Had a 1.29 ERA (1 ER, 7.0 IP) across four September outings
- Compiled a 1.97 ERA (7 ER, 32.0 IP) over final 21 outings, compared to 5.04 ERA (14 ER, 25.0 IP) across first 20 appearances
- LHH hit just .200 (19-95) against him
- Held opposing hitters to .236/.348/.327 (.675 OPS) slash line with RISP
- Opponents hit .194 (12-62) against with two outs
- Struck out two in perfect inning Sept. 12 at Harrisburg in his Double-A debut
- Posted a season-high three innings in start Sept. 4 at Aberdeen

2023

- Began season with Clearwater (A)
- Earned first professional win Apr. 9 at Bradenton, with two innings pitched and no earned runs
- Led all Phillies minor league pitcher with 1.79 ERA
- Did not allow a run in his first 11 games
- With Clearwater, held lefties to a .175 AVG
- Tied for lead amongst Threshers and was T-4th in the Florida State League in saves
- Promoted to Jersey Shore (A+) on June 12
- Tied for sixth in the South Atlantic League in wins
- Made two postseason appearances, pitching 4.1-scoreless innings, and holding hitters to a .071 AVG

2022

- Began professional career with Clearwater (A)
- Made pro debut on Aug. 17 at Daytona
- Did not allow a run and only gave up two hits in six appearances
- Struck out 35.7% (10-28) of batters faced
- Participated in the Florida Instructional League after the season

COLLEGE

- Graduated from Lamar University in 2022 as the school's all-time leader in saves and appearances
- Set the school's single-season saves record with 14 in 2022
- In final collegiate season, posted a 3.89 ERA and 166.2 innings pitched, 14 saves, 69 walks and 171 strikeouts
- Named 2022 ABCA/Rawlings All-Central Region
- 2022 First-Team All-Western Conference
- Named Third-Team All Southland Conference in 2021 season, as he ranked 11th nationally and led the Southland Conference with 11 saves
- Named 2019 D1 Baseball Player to Watch
- Led team with 15 batters struck out looking in 2018 at freshman
- Also played football at Lamar

HIGH SCHOOL/PERSONAL

- Son of Tony and Nancy Dallas
- Two-time Willie Ray Smith Award finalist in high school, winning it following his junior season
- All-State selection in high school
- Guided West Orange Start to three-straight state championship appearances, including winning a state title as a junior and senior
- Also played football in high school and had over 8,000 yards of total offense, 128 touchdowns and a 61.6 completion percentage
- Threw for 3,113 yards and 44 touchdowns his junior season
- Has one brother, Chad, and one sister, Leigh Anne
- Dad played baseball at Panola Junior College (Texas)
- Phillies General Manager Preston Mattingly also went to Lamar
- Borther, Chad, is currently a member of the Toronto Blue Jays organization

CAREER HIGHS

IP (Start): 3.0 (9/4/24, JS at ABD)

SO: 5 (5/13/23, CLR at DUN)

IP (Relief): 3.0 (5/13/23, CLR at DUN)

BB: 3 (x2, Last 4/6/24, JS vs ABD)

ER: 4 (4/6/24, JS vs ABD)

Hits: 4 (x4, Last 5/24/24, JS at ABD)

JACK DALLAS' CAREER STATISTICS

YEAR	CLUB	W	L	ERA	G	GS	CG	SH	SV	SVO	IP	H	R	ER	HR	HB	BB	SO	WP	BK	AVG
2022	Clearwater (A)	0	0	0.00	6	0	0	0	1	1	7.2	2	0	0	0	0	5	10	0	0	.087
2023	Clearwater (A)	2	2	0.60	19	0	0	0	7	8	30.0	25	8	2	0	2	12	31	0	0	.227
2023	Jersey Shore (A+)	7	2	2.80	23	0	0	0	0	0	35.1	24	15	11	1	0	11	38	5	0	.188
2023	2023 Totals	9	4	1.79	42	0	0	0	7	8	65.1	49	23	13	1	2	23	69	5	0	.206
2024	Jersey Shore (A+)	5	2	3.50	39	3	0	0	0	2	54.0	47	27	21	3	5	18	55	5	0	.230
2024	Reading (AA)	0	0	0.00	2	0	0	0	0	0	3.0	1	0	0	0	0	4	0	0	0	.100
2024	2024 Totals	5	2	3.32	41	3	0	0	0	2	57.0	48	27	21	3	5	18	59	5	0	.224
	Career Totals	14	6	2.35	89	3	0	0	8	11	130.0	99	50	34	4	7	46	138	10	0	.208



JORDAN DISSIN

Catcher

B-T: R-R

HT: 6-0; WT: 185

OPENING DAY AGE: 22

BORN: May 29, 2002 in Pottstown, PA

HOW OBTAINED: 12th Round (2022)

SCHOOL: Saddleback Junior College (CA)

CAREER TRANSACTIONS

- Selected by Philadelphia Phillies in the 12th round (362nd overall) of the 2022 draft out of Saddleback Junior College in California.
- Signed with the Phillies on July 25, 2022.

2024

- Spent majority of season with Jersey Shore (A+), appearing in 78 games
- Promoted to Reading (AA) on September 6, playing in six games
- Slashed .300/.375/.620 (.995 OPS) over 16 June games, with five home runs and 12 RBI
- Had season-high three runs twice (June 9 at Greensboro and July 4 vs Wilmington), in total had seven multi-run games
- Posted two three-hit games (June 9 at Greensboro and July 13 vs Hudson Valley); also had eight multi-hit games
- Season-best four RBI June 11 vs Wilmington, included in nine multi-RBI games
- Had a .990 fielding percentage over 677.1 innings at catcher, while throwing out 28% of base stealers (33-118)
- Matched career-high with three walks Sept. 8 vs Erie
- First Double-A hit Sept. 10 at Harrisburg
- Finished season on five-game on-base streak
- Selected to play in Arizona Fall League after the season

2023

- Spent the season with Clearwater (A), playing in 62 games (59 starts) at catcher
- Threw out 23.5% (20-85) of attempted base stealers
- Hit first professional home run on May 3 vs Lakeland
- Slashed .327/.411/.429 (.840 OPS) against LHP (56 PA)
- Slashed .316/.381/.474 (.855 OPS), going 6-for-19 in six playoff games
- Florida State League postseason rankings: T-2nd in TB (9) and hits, fourth in AVG and SLG and fifth in OPS
- Named the best defensive catcher in the Phillies Minor League system by Baseball America following the season

2022

- Began professional career in 2022 with FCL-Phillies (ROK)
- Made pro debut Aug. 6 at FCL-Blue Jays
- Reached base safely in 13-of-24 plate appearances (.524 OBP)
- Did not commit an error in 36 total chances
- Participated in the Florida Instructional League after the season

COLLEGE

- Spent 2021 at Richmond, appearing in three games
- Played for Saddleback Junior College in 2022
- Spent summer of 2021 with Watertown Rapids of Perfect Game Collegiate Baseball League
- Summer of 2022 with Orange County Riptide in California Collegiate League

HIGH SCHOOL/PERSONEL

- Lettered in Baseball at Malvern Prep (PA), graduating in 2020
- A part of state championship program at Malvern Prep and an All-Inter-AC selection
- Planned to major in liberal arts in college

CAREER HIGHS

Hits: 3 (x3, Last 7/13/24, JS vs HV)

Runs: 3 (x3, Last 7/4/24, JS vs WIL)

HR: 1 (x13, Last 6/25/24, JS vs GBO)

RBI: 4 (6/11/24, JS vs WIL)

SB: 1 (x4, Last 8/27/24, JS vs HV)

Strikeouts: 4 (x3, Last 4/19/24, JS vs BRK)

JORDAN DISSIN'S CAREER STATISTICS

YEAR	CLUB	AVG	G	AB	R	H	2B	3B	HR	RBI	BB	SO	SB	CS	OBP	SLG	OPS	HBP	SAC
2022	FCL-Phillies (ROK)	.353	10	17	3	6	0	0	0	0	5	6	0	0	.542	.353	.895	2	0
2023	Clearwater (A)	.252	65	226	40	57	10	1	4	35	32	83	1	4	.351	.358	.709	3	1
2024	Jersey Shore (A+)	.214	78	252	43	54	7	0	9	41	39	77	3	1	.334	.349	.683	8	0
2024	Reading (AA)	.188	6	16	4	3	0	0	0	0	5	4	0	0	.435	.188	.623	2	0
2024	2024 Totals	.213	84	268	47	57	7	0	9	41	44	81	3	1	.342	.340	.682	10	0
	Career Totals	.235	159	511	90	120	17	1	13	76	81	170	4	5	.354	.348	.702	15	1



JAKE EDDINGTON

Right Handed Pitcher

B-T: R-R

HT: 6-2; WT: 185

OPENING DAY AGE: 23

BORN: April 26, 2001 in Poplar Bluff, MO

HOW OBTAINED: Seventh Round (2023)

SCHOOL: Missouri State

CAREER TRANSACTIONS

- Selected by the Philadelphia Phillies in the seventh round (223rd overall) of the 2023 draft out of Missouri State

2024

- Split first pro season between three levels in Phillies organization
- Began season with Clearwater (A), was on Development List from Apr. 12-19
- On 7-day IL from May 12 to July 3, which included a rehab assignment with FCL-Phillies (ROK)
- Promoted to Jersey Shore (A+) on Aug. 20 and finished season with BlueClaws
- Had a 3.04 ERA (8 ER, 23.2 IP) in 13 road games, compared to a 4.24 ERA (8 ER, 17.0 IP) over 12 home appearances
- Over nine appearances between June and July, compiled a 1.29 ERA (2 ER, 14.0 IP)
- Across three games as a starter, had a 6.75 ERA (5 ER, 6.2 IP), which compared to a 2.91 ERA over 22 relief appearances (11 ER, 34.0 IP)
- After posting a 6.28 ERA (10 ER, 14.1 IP) in his first seven appearances, he finished the season with a 2.21 ERA (5 ER, 20.1 IP) across his final 13 outings, which were all in relief
- Held LHH to a .215 average (14-65) and RHH were limited to a .226 average (19-84)
- Wish RISP, limited opposing hitters to a .200/.366/.231 (.597 OPS) slash line, with no home runs and 15 RBI allowed
- Made pro debut in a start Apr. 5 at Bradenton (2.2 IP, 1 H, 2 ER, 5 BB, 4 SO)
- First four outings of the season were over 2.0 IP; went over that mark eight times in final 21 appearances
- Tossed a season-best three innings twice: Apr. 11 vs Fort Myers and July 10 at Palm Beach; both outings were in relief
- Had a season-best four strikeouts four times: Apr. 5 at Bradenton, Apr. 11 vs Fort Myers, July 4 at Dunedin and July 10 at Palm Beach
- Finished the season with an 11.1 SO/9.0 IP mark (50 SO/40.2 IP)

2023

- Did not appear in any games after being drafted

COLLEGE

- Pitched for Alabama in 2021, then transferred to Missouri State for final collegiate season in 2023
- Missed 2022 season after undergoing Tommy John Surgery following a torn UCL in the fall of 2021
- Made 14 starts as a weekend starter for Missouri State as Redshirt Sophomore in 2023
- Named Collegiate Baseball National Player of the Week on May 29, 2023
- Allowed more than four hits only three times in 15 outings in 2023, and yielded two-or-fewer earned runs on 12 occasions
- Appeared in 14 games for Alabama in 2021 and was with Crimson Tide program during 2022 season he missed with injury
- Played for Bethesda Big Train in Cal Ripken Collegiate League in summer of 2021

HIGH SCHOOL/PERSONAL

- Top-ranked player in Missouri's class of 2020 according to Perfect Game
- Attended Doniphan High School and was a two-time all-state selection by the Missouri High School Baseball Coaches Association
- Selected to MLB Prospect Developmental Pipeline League following his high school junior season
- Parents are Brad and Jessica Eddington
- Majored in sociology in college

CAREER HIGHS

IP (Start): 2.2 (4/5/24, CLR at BRD) SO: 4 (x4, Last 7/10/24, CLR at PMB)

IP (Relief): 3.0 (x2, Last 7/10/24, CLR at PMB) BB: 5 (4/5/24, CLR at BRD)

ER: 3 (x2, Last 4/19/24, CLR at DUN) Hits: 4 (8/14/24, CLR vs TAM)

JAKE EDDINGTON'S CAREER STATISTICS

YEAR	CLUB	W	L	ERA	G	GS	CG	SH	SV	SVO	IP	H	R	ER	HR	HB	BB	SO	WP	BK	AVG
2024	FCL-Phillies (ROK)	0	0	1.50	5	0	0	0	0	0	6.0	5	1	1	1	1	5	8	1	0	.227
2024	Clearwater (A)	2	1	4.55	15	3	0	0	0	0	29.2	25	17	15	1	4	29	36	4	0	.231
2024	Jersey Shore (A+)	0	0	0.00	5	0	0	0	0	0	5.0	3	2	0	0	0	4	6	0	0	.158
2024	2024 Totals	2	1	3.54	25	3	0	0	0	0	40.2	33	20	16	2	5	38	50	5	0	.221
	Career Totals	2	1	3.54	25	3	0	0	0	0	40.2	33	20	16	2	5	38	50	5	0	.221



JAYDENN ESTANISTA

Right Handed Pitcher

B-T: R-R

HT: 6-3; WT: 180

OPENING DAY AGE: 23

BORN: October 3, 2001 in Willemstad, Curacao

HOW OBTAINED: International Free Agent (2019)

SCHOOL: N/A

CAREER TRANSACTIONS

- Signed by the Philadelphia Phillies as an international free agent on November 8, 2019, out of Curacao

2024

- Began season with Clearwater (A), appearing in 16 games in relief
- Promoted to Jersey Shore (A+) on June 20, where made 15 appearances, all in relief, to finish the season
- On Development List from July 6-23
- Posted a 3.00 ERA (10 ER, 30.0 IP) over 18 road games, compared to a 4.18 ERA (11 ER, 23.2 IP) across 13 home appearances
- Did not allow a run over five April appearances (9.1 IP), also had a 0.00 ERA (0 ER, 10.2 IP) across eight August outings
- Limited LHH to a .129 average (13-101) and RHH were held to a .228 average (21-92)
- With RISP, opposing hitters slashed .177/.292/.387 (.679 OPS), with just two home runs and 21 RBI
- Opposing hitters were held to .185 average (12-65) with two outs
- Started the season with six-straight scoreless outings (Apr. 6-May 1)
- Did not allow a run in final eight outings of season
- Had season-high seven strikeouts over 3.0 IP June 28 vs Greensboro
- Posted 11.91 SO/9.0 IP (71 SO/53.2 IP)
- Had career bests in strikeouts (71) and IP (53.2)

2023

- Appeared in one game for Netherlands in World Baseball Classic against Italy on March 12 (2.0 IP, 0 ER)
- Earned win in Clearwater (A) debut on Apr. 11 vs Fort Myers (3.0 IP, 0 ER, 3 SO)
- On IL from June 6 through Aug. 4, which included a rehab stint for FCL-Phillies (ROK) on Aug. 1 vs FCL-Yankees
- Assigned to FCL-Phillies on Aug. 21

2022

- Spent entire season with FCL-Phillies (ROK)
- Held RHH to a .118 average (8-68)
- Posted a 0.64 ERA in five July games (1 ER, 14.0 IP)

2021

- Began professional career with DSL-Phillies White (ROK)
- Held LHH to a .161 average (5-31) with 0 XBH

2020

- Did not pitch as season was cancelled due to COVID-19 Pandemic

CAREER HIGHS

IP (Start): 4.0 (x6, Last 8/19/22, F-PHI at F-YAN) SO: 7 (6/28/24, JS vs GBO)

IP (Relief): 4.0 (x2, Last 7/21/22, F-PHI at F-BLU) BB: 4 (x6, Last 5/7/24, CLR at TAM)

ER: 4 (8/20/23, CLR vs DUN)

Hits: 5 (8/20/23, CLR vs DUN)

JAYDENN ESTANISTA'S CAREER STATISTICS

YEAR	CLUB	W	L	ERA	G	GS	CG	SH	SV	SVO	IP	H	R	ER	HR	HB	BB	SO	WP	BK	AVG
2021	DSL-Phillies (ROK)	1	1	3.23	10	6	0	0	1	1	30.2	19	12	11	1	3	19	33	6	0	.188
2022	FCL-Phillies (ROK)	3	0	2.01	12	5	0	0	0	0	31.1	14	9	7	3	1	16	35	1	0	.139
2023	FCL-Phillies (ROK)	0	0	0.00	1	1	0	0	0	0	1.0	0	0	0	0	0	1	2	0	0	.000
2023	Clearwater (A)	2	0	8.51	13	1	0	0	0	0	24.1	26	24	23	3	2	27	28	1	6	.280
2023	2023 Totals	2	0	8.17	14	2	0	0	0	0	25.1	26	24	23	3	2	28	30	1	6	.271
2024	Clearwater (A)	1	0	3.77	16	0	0	0	0	1	31.0	16	15	13	4	1	21	44	2	5	.147
2024	Jersey Shore (A+)	1	0	3.18	15	0	0	0	3	3	22.2	18	11	8	1	3	10	27	3	0	.214
2024	2024 Totals	2	0	3.52	31	0	0	0	3	4	53.2	34	26	21	5	4	31	71	5	5	.176
	Career Totals	8	1	3.96	67	13	0	0	4	5	141.0	93	71	62	12	10	94	169	13	11	.189



TRENT FARQUHAR

Second Base

B-T: L-R

HT: 5-7; **WT:** 185

OPENING DAY AGE: 24

BORN: March 12, 2001 in Dearborn, MI

HOW OBTAINED: Free Agent (2023)

SCHOOL: Michigan State

CAREER TRANSACTIONS

- Signed by the Philadelphia Phillies as an undrafted free agent on July 19, 2023 out of Michigan State

2024

- Began season with Clearwater (A), appearing in 32 games
- On 7-day IL from May 29-July 20, which included a three-game rehab assignment with FCL-Phillies (ROK)
- Promoted to Jersey Shore (A+) on July 20, playing in 38 contests
- Promoted to Reading (AA) on Sept. 10, where he appeared in five games and finished season with Fightin Phils
- Posted averages over .300 in April (.310) and May (.317)
- Slashed .295/.431/.382 (.813 OPS) vs RHP (277 PA)
- Hit .288 (19-66), with 22 RBI with RISP
- Posted a .314 (33-105) average over first 32 games of season
- Had eight multi-run games, all were two-runs scored
- Compiled 21 multi-hit games, which included a five-hit contest on May 26 at St. Lucie, while with Clearwater
- Season-best two doubles July 28 vs Aberdeen, with Jersey Shore
- Hit lone home run of season/career on Apr. 28 vs Bradenton
- Posted seven multi-RBI games, all with two RBI
- Compiled five games with two stolen bases
- Played majority of games at 2B (40), while also making appearances at 3B (15 games) and SS (21 games); had five errors over 246 total chances (.980 fielding percentage)
- Hit by three pitches in Jersey Shore debut on July 20 at Brooklyn, tying a BlueClaws team record
- First Double-A hit was a double Sept. 12 at Harrisburg
- Reached base four times (two walks and two hits), along with first Double-A run Sept. 13 at Harrisburg
- Finished season with three-straight two-hit games from Sept. 13-15
- Played for Adelaide in Australian Baseball League after season

2023

- Began professional career with FCL-Phillies (ROK)
- Had at least one hit in eight-of-10 games with FCL-Phillies
- Stolen base in three-straight games from Aug. 14-22, tied for longest streak by an FCL-Phillies player
- In eight August games, slashed .345/.424/.379 (.803 OPS) in 33 PA
- With FCL-Phillies, hit .346 (9-26) vs RHP
- Promoted to Clearwater (A) on Aug. 31
- Reached base safely in five-of-six games with Threshers

- With both teams, appeared in games at 2nd Base and 3rd Base and had a 1.000 fielding percentage (64 TC)

COLLEGE

- Spent 2020 at Bowling Green and Michigan State from 2021-23
- Transferred from Bowling Green after program discontinued after 2020 season; and stayed at Michigan State after Bowling Green reinstated program
- Three-time recipient of MSU's Defensive Player of the Year Award
- 2023 Second-Team All-Big Ten
- Held many Big Ten rankings in hitting and fielding in 2023
- Second on Spartans with six home runs om 2022, including first-career grand slam May 21, 2022, at Nebraska
- Received Academic All-Big Ten honors in 2021-23

HIGH SCHOOL/PERSONEL

- Four-year letterwinner at Lakeland High School for coaches Chris McDonald, Tom Langan, Tom Lock and Brad Farquhar (his father)
- Earned first-team all-state honors
- Also lettered for high school's basketball team
- Member of high school's national honor society
- Parents are Kathleen and Brad Farquhar
- Has younger brother, Tate, who pitched for Michigan SState
- Has younger sister, Molly

CAREER HIGHS

Hits: 5 (5/26/24, CLR at SLU)

RBI: 2 (x8, Last 9/4/24, JS at ABD)

Runs: 2 (x11, Last 9/5/24, JS at ABD)

SB: 2 (x5, Last 9/8/24, JS at ABD)

HR: 1 (4/28/24, CLR vs BRD)

Strikeouts: 4 (5/22/24, CLR at SLU)

TRENT FARQUHAR'S CAREER STATISTICS

YEAR	CLUB	AVG	G	AB	R	H	2B	3B	HR	RBI	BB	SO	SB	CS	OBP	SLG	OPS	HBP	SAC
2023	FCL-Phillies (ROK)	.324	10	34	7	11	2	0	0	4	5	4	5	0	.439	.382	.821	2	0
2023	Clearwater (A)	.167	6	18	5	3	2	0	0	1	5	4	0	0	.348	.278	.626	0	1
2023	2023 Totals	.269	16	52	12	14	4	0	0	5	10	8	5	0	.406	.346	.752	2	1
2024	FCL-Phillies (ROK)	.143	3	7	1	1	0	0	0	1	0	2	0	0	.333	.143	.476	2	0
2024	Clearwater (A)	.314	32	105	19	33	7	1	1	12	35	26	9	1	.493	.429	.922	3	0
2024	Jersey Shore (A+)	.257	38	140	27	36	7	2	0	10	22	34	19	4	.386	.336	.722	8	1
2024	Reading (AA)	.389	5	18	2	7	1	0	0	2	1	0	2	2	.450	.444	.894	0	0
2024	2024 Totals	.285	78	270	49	77	15	3	1	23	59	63	28	7	.433	.374	.807	13	1
	Career Totals	.283	94	322	61	91	19	3	1	28	69	71	33	7	.429	.370	.799	15	2



BRAEDEN FAUSNAUGHT

Left Handed Pitcher

B-T: L-L

HT: 6-3; **WT:** 235

OPENING DAY AGE: 25

BORN: July 29, 1999 in Danville, PA

HOW OBTAINED: Free Agent (2022)

SCHOOL: West Chester University

CAREER TRANSACTIONS

- Signed by the Philadelphia Phillies as an undrafted free agent on August 1, 2022 out of West Chester University.

2024

- Began season with Jersey Shore (A+), making 19 appearances before promotion to Reading (AA) on August 13
- On Development List twice, Aug. 15-22 and Sept. 12-19
- Posted a 2.13 ERA (13 ER, 55.0 IP) over 11 home games, compared to a 4.69 ERA (37 ER, 71.0 IP) across 13 road appearances
- In 10 day games, had a 5-1 record, with 2.88 ERA (16 ER, 50.0 IP)
- Over four April starts, had a 2-0 record and 1.74 ERA (4 ER, 20.2 IP)
- Had a 2.88 ERA (8 ER, 25.0 IP) across five July appearances
- Limited RHH to a .233/.293/.373 (.666 OPS) slashline
- Opponents hit .324 against (33-102) in the first inning, compared to .228 (86-377) in the second inning and later
- Held opposint hitters to a .189/.243/.288 (.531 OPS) slash line with RISP
- Career-long seven-scoreless innings with five strikeouts on July 19 at Brooklyn (no-decision)
- Earned win with six-scoreless frames and eight strikeouts on May 4 vs Bowling Green, named South Atlantic Pitcher of the Week following start
- Struck out career-high nine over six innings on Apr. 16 vs Brooklyn
- Went five innings in Double-A debut Aug. 14 vs New Hampshire, allowing one run in a no-decision
- First Double-A quality start Aug. 29 at Somerset (6 IP, 2 ER), while striking out a Double-A high eight better, but suffered loss
- Best Double-A outing in ginal start Sept. 11 at Harrisburg, earning first Double-A win (6 IP, 0 ER, 5 H, 5 SO)

2023

- Spent entire season with Clearwater (A)
- On IL from May 1 to June 2 with left-triceps strain
- Earned first pro win on June 22 at Dunedin, firing three-shutout innings
- First pro save on July 19 vs Tampa
- Career-high at time eight strikeouts Aug. 2 vs Lakeland
- Career-high at time six innings on Aug. 24 vs Lakeland, also had eight strikeouts in outing
- Held hitters to .191 average (17-89) in August
- Made two postseason appearances

- Pitched for Adelaide in Australian Baseball League after season, making six starts and 10 appearances, going 4-2 with a 2.53 ERA. Struck out 33 over 32 innings with Giants.

2022

- Began professional career with FCL-Phillies (ROK)
- Made pro debut on Aug. 20 at FCL-Tigers
- Participated in Florida Instructional League after season

COLLEGE

- Pitched at West Chester University from 2020-22
- Three complete games in 2022, along with 18 starts which was the most in single-season in school history
- Struck out a 130 batters in 2022, setting single-season school record (first pitcher in school history to surpass 100 strikeouts in season)
- Broke school's single-season record with 104 innings pitched
- Sixth all-time in school history with 195 strikeouts
- Started opening game of 2022 D2 National Championships against No. 1 North Greenville, striking out nine over 8.2 IP at finals
- Named second team All-PSAC East in 2022
- Pitched for Trenton in MLB Draft League in summer of 2022
- Pitched for Holly Springs in Coastal Plains League in summer of '21
- Named 2021 first team All-PSAC East

HIGH SCHOOL/PERSONAL

- Played high school baseball at Danville High School in Danville, PA
- Married wife, Nicole, in winter of 2025

CAREER HIGHS

IP (Start): 7.0 (7/19/24, JS at BRK)

SO: 9 (4/16/24, JS vs BRK)

IP (Relief): 4.1 (x2, Last 8/18/23, CLR vs DUN) BB: 4 (x3, Last 9/5/24, REA vs ERI)

ER: 8 (5/18/24, JS at HV)

Hits: 10 (7/1/24, JS at WIL)

BRAEDEN FAUSNAUGHT'S CAREER STATISTICS

YEAR	CLUB	W	L	ERA	G	GS	CG	SH	SV	SVO	IP	H	R	ER	HR	HB	BB	SO	WP	BK	AVG
2022	FCL-Phillies (ROK)	0	0	0.00	2	0	0	0	0	0	2.0	0	0	0	0	0	0	3	0	0	.000
2023	Clearwater (A)	2	4	4.57	24	7	0	0	1	1	63.0	54	39	32	4	2	39	64	7	1	.229
2024	Jersey Shore (A+)	8	3	3.65	19	18	0	0	0	0	98.2	89	45	40	12	2	32	90	5	1	.241
2024	Reading (AA)	1	3	3.29	5	5	1	0	0	0	27.1	30	14	10	1	1	8	32	0	1	.273
2024	2024 Totals	9	6	3.57	24	23	1	0	0	0	126.0	119	59	50	13	3	40	122	5	2	.248
	Career Totals	11	10	3.86	50	30	1	0	1	1	191.0	173	98	82	17	5	79	189	12	3	.240



CADE FERGUS

Outfielder

B-T: R-R

HT: 6-2; WT: 195

OPENING DAY AGE: 24

BORN: August 22, 2000 in Plantation, FL

HOW OBTAINED: 13th Round (2022)

SCHOOL: George Washington

CAREER TRANSACTIONS

- Selected by the Philadelphia Phillies in the 13th round (392nd overall) of the 2022 draft out of George Washington University. Signed with the Phillies on July 25, 2022

2024

- Began season with Jersey Shore (A+), appearing in 34 games
- Promoted to Lehigh Valley (AAA) on June 5, where he played one game
- Assigned to Reading (AA) on June 8, where he played for rest of season
- On 7-day IL from June 14-July 3
- Hit .300 (6-20) over seven June games, with two home runs
- Had a .267 average against LHP and .207 vs RHP
- Posted four multi-run games, all with two runs scored
- Compiled nine two-hit games, all of his multi-hit contests
- Nine multi-RBI games, with season-high three RBI May 26 at ABD
- Season-best two stolen bases Apr. 28 at ABD and July 12 vs AKR
- First Double-A home run on June 11 vs Portland
- Went five-for-12 (.417) from Aug. 13-18 vs New Hampshire
- Made appearances in LF (23), CF (27) and RF (21), posting eight outfield assists

2023

- Began season with Clearwater (A), making starts in LF (2), CF (23) and RF (39)
- Was tied for eighth in the Florida State League and led Threshers in home runs
- Slashed .351/.413/.684 (1.097 OPS) with seven doubles, four home runs and 17 RBI in 63 May play appearances
- Promoted to Jersey Shore (A+) on Aug. 6
- According to Baseball America, rated as having best arm of all Phillies outfield prospects following the season
- Played for Adelaide Giants of Australian Baseball League over winter

2022

- Began professional career with Clearwater (A)
- Made pro debut Aug. 2 vs Tampa and belted solo home run
- Defensively, made starts in CF (22) and RF (6)
- Participated in Florida Instructional League after the season

COLLEGE

- Played at George Washington University from 2019-22
- Named to A-10 All-Conference First Team in 2022, hitting .315 over 52 games and led team in home runs with 13
- Had a team-high 24-game on-base streak as junior in 2021
- Played for Delray Beach Lightning in South Florida Summer League in 2018 and '20
- Played with Wareham Gatemen in Cape Cod League in 2021

HIGH SCHOOL/PERSONEL

- Hit .410 with three doubles, one home run and 12 RBI during junior season as St. Thomas Aquinas under head coach Troy Cameron
- Competed for club teams Broward Baseball Academy (2015-17) and Florida Pokers (2017)

CAREER HIGHS

Hits: 3 (x3, Last 7/25/23, CLR at JUP)

RBI: 4 (x3, Last 7/2/23, CLR at BRD)

Runs: 3 (7/25/23, CLR at JUP)

SB: 2 (x4, Last 7/12/24, REA vs AKR)

HR: 1 (x23, Last 9/8/24, REA vs ERI)

Strikeouts: 5 (9/4/22, CLR at LAK)

CADE FERGUS' CAREER STATISTICS

YEAR	CLUB	AVG	G	AB	R	H	2B	3B	HR	RBI	BB	SO	SB	CS	OBP	SLG	OPS	HBP	SAC
2022	Clearwater (A)	.168	29	95	14	16	1	1	4	12	14	51	6	1	.313	.326	.639	6	0
2023	Clearwater (A)	.255	74	220	48	56	14	2	12	47	29	90	10	1	.356	.500	.856	8	0
2023	Jersey Shore (A+)	.070	14	43	6	3	1	0	0	2	8	26	4	2	.245	.093	.338	2	0
2023	2023 Totals	.224	88	263	54	59	15	2	12	49	37	116	14	3	.338	.433	.771	10	0
2024	Jersey Shore (A+)	.237	34	93	20	22	1	2	4	16	16	40	9	1	.383	.419	.802	6	0
2024	Reading (AA)	.202	37	119	14	24	4	0	4	13	14	54	7	2	.307	.336	.643	4	0
2024	Lehigh Valley (AAA)	.000	1	2	0	0	0	0	0	0	0	2	0	0	.000	.000	.000	0	1
2024	2024 Totals	.215	72	214	34	46	5	2	8	29	30	96	16	3	.339	.369	.708	10	1
	Career Totals	.212	189	572	102	121	21	5	24	90	81	263	36	7	.334	.392	.726	26	1



ALEX GARBRICK

Right Handed Pitcher

B-T: R-R

HT: 6-1; WT: 210

OPENING DAY AGE: 26

BORN: June 4, 1998 in Lock Haven, PA

HOW OBTAINED: 17th Round (2021)

SCHOOL: South Carolina-Upstate

CAREER TRANSACTIONS

- Selected by the Philadelphia Phillies in the 17th round (505th overall) of the 2021 draft out of South Carolina-Upstate. Signed with the Phillies on July 20, 2021

2024

- Limited to 15 appearances between three levels due to injuries
- Began season on Jersey Shore's (A+) 60-day IL, from March 20-Aug. 13, which included rehab stops with the FCL-Phillies (ROK) and Clearwater (A)
- Made season-debut July 12 at FCL-Blue Jays (1.0 IP, 0 ER, 2 SO)
- Blue Claws' season-debut Aug. 13 vs Winston-Salem (1.0 IP, 0 ER)
- Posted a 2.70 ERA (3 ER, 10.0 IP) across eight road appearances
- Had a 1.50 ERA (1 ER, 6.0 IP) in July with FCL-Phillies and Clearwater
- Held LHH to a .189 average (7-37) with one XBH and one RBI
- Wish RISP, opposing hitters slashed .200/.222/.267 (.489 OPS) with one XBH and four RBI
- Did not allow an earned run in first four outings and final three appearances on season
- Posted season-high four strikeouts Aug. 9 at Lakeland

2023

- Made all of his appearances with Jersey Shore (A+)
- Posted a 1.50 ERA (2 ER, 12.0 IP) in eight outings (four starts) in May
- Held LHH to a .188/.278/.250 (.528 OPS) slash line in 36 PA
- Placed on IL on May 30 (right forearm strain) and missed remainder of season

2022

- Spent season with Clearwater (A)
- Did not allow a run in five April games (10.0 IP)
- Averaged 11.54 SO/9.0 IP (56 SO, 43.2 IP)

2021

- Began professional career with FCL-Phillies (ROK)
- Promoted to Clearwater (A) on Aug. 27
- Participated in Florida Instructional League after the season

COLLEGE

- Pitched at Morehead State from 2017-20 and for South Carolina-Upstate in 2021
- Posted a 3.39 ERA with 74 strikeouts over 66.1 IP in 14 starts in 2021 at USC-Upstate
- Struck out a team-best 27 batters over 22.0 IP in COVID-shortened 2020 season with Morehead State as redshirt junior
- Appeared in 19 games as a redshirt sophomore in 2019, struck out 69 over 58.1 IP
- Did not pitch as sophomore in 2018, taking a redshirt
- Appeared in 18 games as true freshman in 2017
- Selected by the New York Yankees in the 40th round of the 2019 draft, but did not sign

COLLEGE

- 2016 graduate of Central Mountain High School in Pennsylvania
- Ranked by Perfect Game as the 11th best pitcher in Pennsylvania
- Ranked as 23rd best pitcher in Pennsylvania by Prep Baseball Report
- Played in the 2011 Little League World Series
- Was named Second-Team All-Conference as senior in basketball
- In class, he was named to the High Honor Roll each year

CAREER HIGHS

IP (Start): 4.0 (9/9/21, CLR vs BRD)

SO: 4 (8/9/24, CLR at LAK)

IP (Relief): 3.0 (8/28/21, CLR vs TAM)


BB: 4 (9/15/21, CLR at DUN)

ER: 5 (8/9/22, CLR vs SLU)

Hits: 7 (9/3/21, CLR at LAK)

ALEX GARBRICK'S CAREER STATISTICS

YEAR	CLUB	W	L	ERA	G	GS	CG	SH	SV	SVO	IP	H	R	ER	HR	HB	BB	SO	WP	BK	AVG
2021	FCL-Phillies (ROK)	0	0	7.20	3	0	0	0	0	0	5.0	5	4	4	1	0	6	7	3	0	.238
2021	Clearwater (A)	0	1	9.49	4	1	0	0	0	0	12.1	16	14	13	1	2	9	13	2	0	.333
2021	2021 Totals	0	1	8.83	7	1	0	0	0	0	17.1	21	18	17	2	2	15	20	5	0	.304
2022	Clearwater (A)	3	3	5.36	32	0	0	0	3	8	43.2	43	31	26	3	1	31	56	6	0	.265
2023	Jersey Shore (A+)	3	0	3.98	14	4	0	0	0	1	20.1	20	12	9	2	2	8	23	0	0	.253
2024	FCL-Phillies (ROK)	0	0	0.00	3	0	0	0	1	1	4.0	1	0	0	0	0	3	5	0	0	.071
2024	Clearwater (A)	0	0	6.00	5	0	0	0	0	0	6.0	4	4	4	1	1	5	8	2	0	.200
2024	Jersey Shore (A+)	0	0	2.70	7	0	0	0	0	0	6.2	8	4	2	0	0	3	3	0	0	.286
2024	2024 Totals	0	0	3.24	15	0	0	0	1	1	16.2	13	8	6	1	1	11	16	2	0	.210
	Career Totals	6	4	5.33	68	5	0	0	4	10	98.0	97	69	58	8	6	65	115	13	0	.261



TRISTAN GARNETT

Left Handed Pitcher

B-T: L-L

HT: 6-6; WT: 240

OPENING DAY AGE: 27

BORN: March 29, 1998 in Portland, OR

HOW OBTAINED: Undrafted Free Agent (2021)

SCHOOL: Cal State Dominguez Hills

CAREER TRANSACTIONS

- Signed by the Philadelphia Phillies as an Undrafted Free Agent on July 20, 2021 out of Cal State Dominguez Hills

2024

- Split season between Reading (AA) and Lehigh Valley (AAA)
- Made 31 appearances for Reading, made one with Lehigh Valley after promotion on Sept. 18
- Placed on 7-day IL (appendectomy) on July 9, transferred to 60-day IL Aug. 6 and activated Sept. 4. Made two rehab appearances with Clearwater (A)
- Posted 0.90 ERA (1 ER, 10.0 IP) in April
- Had 1.74 ERA (2 ER, 10.1 IP) in July
- Held opposing hitters to .197 batting average against
- Held RHH to .190/.317/.214 (.531 OPS) slash line
- Held opposing hitters to .146/.265/.268 (.533) slash line with runners in scoring position
- Earned only win of season May 8 at Hartford (1 IP, 0 ER)
- Lone save came July 2 at Somerset (0.1 IP, 0 ER)
- Posted season-high 2.0 IP seven times
- Surrendered season-high 4 ER over 0.2 IP July 5 vs SOM
- Posted 1.79 ERA over 33 appearances when removing July 5 appearance
- Did not allow an earned run in 29-of-34 appearances on season
- Pitched for Glendale in Arizona Fall League after season, posting 5.63 ERA (5 ER, 8.0 IP) over eight-relief appearances

2023

- Split season between Jersey Shore (A+) and Reading (AA)
- Pitched for Scottsdale in Arizona Fall League after the season
- Earned first Double-A save Sept. 6 vs Portland
- Earned win against Somerset in resumption of July 9 suspended game in August, was not on roster when original game began
- Struck out season-high four hitters in Double-A debut Aug. 4 at Hartford
- Promoted to Reading on August 4
- Held opposing hitters to .191 average over 34 appearances with Jersey Shore
- Earned lone High-A save on May 7 at Hickory
- Finished tied for eighth in Phillies organization with 46 appearances
- Fourth in organization in overall ERA (1.94) and third in WHIP (1.04)

2022

- Split season between Clearwater (A) and Jersey Shore (A+)
- Ranked tied for third amongst Phillies Minor League Pitchers with a 1.80 ERA (minimum 35.0 IP)
- Averaged 12.6 strikeouts per nine innings and 8.17 strikeout-to-walk ratio
- Posted 0.39 ERA over his first 14 games
- Was on injured list with left shoulder sprain from Apr. 15 to May 24, rehabbed with FCL-Phillies (ROK) on June 9
- Promoted to Jersey Shore (A+) on August 29

2021

- Began professional career with FCL-Phillies (ROK)
- Participated in the Florida Instructional League after the season

COLLEGE

- Spent 2019 and '20 at Cal State Dominguez Hills
- Finished fourth in CCCA with 35 strikeouts
- Teams ace in 2019 making 10 starts, led team in innings pitched and strikeouts
- Previously played one season at Linn Benton College
- Played for Bellingham Bells in West Coast Summer Collegiate League in 2017

HIGH SCHOOL/PERSONEL

- Played at Westview High School for Steve Antich
- Ranked No. 2 left-handed pitcher in Oregon
- Pitched in 2016 Baseball Northwest All-Tournament Scout Game
- Parents are Jerry and Kristin
- Has one brother, William
- First Baptist Church Drum Major Academic Achievement Award Twice
- Enjoys producing music, mixing and photography
- Also was recruited by Oregon State, Portland, Western Oregon and Corban
- Favorite Baseball Player is Chris Sale

CAREER HIGHS

IP (Start): N/A SO: 4 (x7, Last 6/15/24, REA vs POR)
IP (Relief): 3.0 (x2, Last 8/31/21, FCL-PHI at FCL-BLU) BB: 3 (4/18/24, REA at BNG)
ER: 4 (x2, Last 7/5/24, REA vs SOM) Hits: 7 (8/25/21, FCL-PHI at FCL-BLU)

TRISTAN GARNETT'S CAREER STATISTICS

YEAR	CLUB	W	L	ERA	G	GS	CG	SH	SV	SVO	IP	H	R	ER	HR	HB	BB	SO	WP	BK	AVG
2021	FCL-Phillies (ROK)	1	3	6.57	7	0	0	0	0	2	12.1	21	9	9	2	0	6	14	1	0	.214
2022	FCL-Phillies (ROK)	0	0	0.00	1	0	0	0	0	0	1.2	1	0	0	0	0	1	0	1	0	.196
2022	Clearwater (A)	3	1	1.86	19	0	0	0	2	4	29.0	20	7	6	2	2	5	43	9	1	.189
2022	Jersey Shore (A+)	0	0	2.08	3	0	0	0	0	1	4.1	6	1	1	0	0	0	6	2	0	.382
2022	2022 Totals	3	1	1.80	23	0	0	0	2	5	35.0	27	8	7	2	2	6	49	6	1	.191
2023	Jersey Shore (A+)	3	3	2.39	34	0	0	0	1	2	37.2	25	16	10	2	1	15	36	3	0	.184
2023	Reading (AA)	1	1	0.68	12	0	0	0	1	2	13.1	9	4	1	0	0	4	20	3	0	.197
2023	2023 Totals	4	4	1.94	46	0	0	0	2	4	51.0	34	20	11	2	1	19	56	3	0	.195
2024	Clearwater (A)	0	0	0.00	2	0	0	0	0	0	2.1	2	0	0	0	0	2	4	0	0	.316
2024	Reading (AA)	1	3	2.87	31	0	0	0	1	2	37.2	27	15	12	2	1	26	50	0	0	.200
2024	Lehigh Valley (AAA)	0	0	0.00	1	0	0	0	0	0	1.0	0	0	0	0	0	0	2	0	0	.222
2024	2024 Totals	1	3	2.63	34	0	0	0	1	2	41.0	29	15	12	2	1	28	56	0	0	.000
	Career Totals	9	11	2.52	110	0	0	0	5	13	139.1	111	52	39	8	4	59	175	15	1	.218



DIEGO GONZALEZ

Infielder

B-T: R-R

HT: 5-10; WT: 160

OPENING DAY AGE: 21

BORN: June 7, 2003 in Barquisimeto, Venezuela

HOW OBTAINED: Free Agent (2019)

SCHOOL: N/A

CAREER TRANSACTIONS

- Signed by the Philadelphia Phillies as an international free agent on July 2, 2019 out of Venezuela

2024

- Split the season between four levels in the Phillies system, spending most time with Clearwater (A), where he played 44-of-66 total games for Threshers
- Began season with Clearwater, making season debut on Apr. 20
- Assigned to FCL-Phillies (ROK) on Apr. 25 and returned to Clearwater on May 30
- Promoted to Jersey Shore (A+) on Aug. 13 and then to Lehigh Valley (AAA) on Aug. 27
- Assigned back to Jersey Shore on Sept. 6, where he finished season
- Posted a .262 average (28-107) over 38 road games, compared to a .192 average (14-73) across 27 home contests
- Over 18 June games, slashed .288/.403/.346 (.749 OPS), with three doubles and five RBI (62 PA)
- Hit .246 (34-138) against RHP, versus .190 (8-42) against LHP
- With RISP, posted a .313/.462/.542 (1.004 OPS) slash line, with three doubles, one triple, two home runs and 25 RBI (65 PA)
- Had a .304 average (17-56) when hitting with two outs
- Compiled six multi-hit games
- Hit all three of his home runs on the season in July
- Had three multi-RBI games, including two with four RBI: July 10 and 13 at Palm Beach
- Played 47 games at 3B, with four games at 2B and 13 at SS, committing four errors over 125 chances (.968%)
- Posted a career-best in hits, runs and RBI
- Played for Adelaide Giants in Australian Baseball League after season

2023

- Was on the IL (lumbar spine stress reaction) from Apr. 6-May 2 to begin season
- Spent season with FCL-Phillies (ROK)
- Appeared in four games (all starts) at 2nd Base, 15 games (11 starts) at 3rd base and 11 games (8 starts) at SS for FCL-Phillies
- Slugged first home run with club on July 28 at FCL-Blue Jays
- Ended the season on a 7-game hitting streak, slashing .435/.458/.609 (1.067 OPS) in 24 PA during the stretch
- With RISP, batted .333 (7-21) with 2 XBH (2B, HR) and 9 RBI

2022

- Spent season with FCL-Phillies
- Ranked second on team in OBP and OPS (min. 100 PA)
- Reached base safely in 14 of his first 16 games

2021

- Began professional career with DSL-Phillies Red
- Made starts at 2nd base (4), 3rd base (3) and SS (36)

2020

- Did not play as season was cancelled due to COVID-19 Pandemic

CAREER HIGHS

Hits: 5 (7/29/21, D-PHR at D-CAB) RBI: 4 (x3, Last 7/13/24, CLR at PMB)
Runs: 3 (x3, Last 9/20/21, D-PHR vs D-TWI) SB: 2 (8/5/22, F-PHI vs F-TIG)
HR: 1 (x6, Last 7/31/24, CLR vs JUP) Strikeouts: 3 (4/23/24, CLR vs BRD)

DIEGO GONZALEZ' CAREER STATISTICS

YEAR	CLUB	AVG	G	AB	R	H	2B	3B	HR	RBI	BB	SO	SB	CS	OBP	SLG	OPS	HBP	SAC
2021	DSL-Phillies (ROK)	.274	43	146	20	40	7	1	1	18	12	22	3	7	.331	.356	.687	2	0
2022	FCL-Phillies (ROK)	.276	39	123	14	34	8	0	0	9	16	27	4	4	.364	.341	.705	1	0
2023	FCL-Phillies (ROK)	.258	30	89	19	23	4	0	2	10	10	19	0	0	.340	.371	.711	1	0
2024	FCL-Phillies (ROK)	.176	9	17	4	3	2	0	0	3	2	4	0	0	.273	.294	.567	1	0
2024	Clearwater (A)	.265	44	132	16	35	6	1	3	21	17	33	2	3	.362	.394	.756	3	0
2024	Jersey Shore (A+)	.120	9	25	1	3	0	0	0	2	6	7	0	1	.290	.120	.410	0	0
2024	Lehigh Valley (AAA)	.167	4	6	0	1	0	0	0	0	1	2	1	0	.286	.167	.453	0	0
2024	2024 Totals	.233	66	180	21	42	8	1	3	26	26	46	3	4	.340	.339	.679	4	0
	Career Totals	.258	178	538	74	139	27	2	6	63	64	114	10	15	.343	.349	.692	8	0



MAVIS GRAVES

Left Handed Pitcher

B-T: L-L

HT: 6-6; WT: 205

OPENING DAY AGE: 21

BORN: November 20, 2003 in Greenville, SC

HOW OBTAINED: Sixth Round (2022)

SCHOOL: Eastside High School (Taylors, SC)

CAREER TRANSACTIONS

- Selected by the Philadelphia Phillies in the sixth round (182nd overall) of the 2022 draft out of Eastside High School in Taylors, South Carolina. Signed with the Phillies on July 25, 2022.

2024

- Spent entire season with Clearwater (A), appearing in 18 games and making 16 starts
- Had two stints on the Development List: June 9-19 and August 18-September 16 (end of season)
- Posted a 3.19 ERA (17 ER, 48.0 IP) over 10 road games and a 4.25 ERA (17 ER, 36.0 IP) across eight appearances at home
- Posted a 2.87 ERA (5 ER, 15.2 IP) over four April starts and a 2.95 ERA (7 ER, 21.1 IP) across four May appearances
- Had best month of season in June, where he posted a 1.71 ERA (4 ER, 21.0 IP) over four starts, with 37 strikeouts over 21.0 IP (15.86 SO/9.0 IP)
- Compiled a 0.87 ERA (1 ER, 10.1 IP) in his two relief appearances
- Went 6-3, with a 2.55 ERA (15 ER, 53.0 IP) in the first half (11 appearances), then went 1-3, with a 5.52 ERA (19 ER, 31.0 IP) in second half (seven appearances)
- Held RHP to a .234/.319/.307 (.626 OPS) slash line (218 AB)
- Opposing hitters posted a .242 average (22-91) with RISP
- Held opponents to a .227 average (22-97) with two outs
- Pitched a season-high six innings four times, including once in relief on May 18 vs Daytona Beach (allowed one hit)
- Went six-shutout innings on May 25 at St. Lucie (1 H, 9 SO), along with July 27 at Tampa (2 H, 7 SO)
- Posted four 10-strikeout games (May 18 vs DBT, June 8 at BRD, June 19 at JUP and June 25 vs BRD)
- Had seven-or-more strikeouts in 11-of-18 appearances (61%)
- Finished the season with a 12.5 SO/9.0 IP ratio (117 SO/84.0 IP), along with a 3.25 strikeout-to-walk ratio
- Named Florida State League Pitcher of the Week on May 26, after posting the following line at St. Lucie on May 25 (W, 6.0 IP, 1 H, 0 ER, 2 BB, 9 SO)

2023

- Began professional career with the FCL-Phillies (ROK)
- Was tied for the lead in FCL in starts and ranked 10th in strikeouts
- Made his professional debut on June 6 vs FCL-Blue Jays
- Led all Rookie-level players in the Phillies organization in starts
- Led FCL-Phillies in strikeouts
- Had a 2.70 ERA (3 ER, 10.0 IP) in three starts in August
- Averaged 11.91 SO/9.0 IP

2022

- Participated in the Florida Instructional League after the season

HIGH SCHOOL/PERSONEL

- 2022 graduate of Eastside High School (SC)

CAREER HIGHS

IP (Start): 6.0 (x3, Last 7/27/24, CLR at TAM) SO: 10 (x4, Last 6/25/24, CLR vs BRD)

IP (Relief): 6.0 (5/18/23, CLR vs DBT) BB: 5 (8/10/24, CLR at LAK)

ER: 6 (8/17/24, CLR vs TAM) Hits: 10 (8/17/24, CLR vs TAM)

MAVIS GRAVES' CAREER STATISTICS

YEAR	CLUB	W	L	ERA	G	GS	CG	SH	SV	SVO	IP	H	R	ER	HR	HB	BB	SO	WP	BK	AVG
2023	FCL-Phillies (ROK)	0	4	7.68	11	11	0	0	0	0	34.0	35	33	29	4	5	29	45	8	2	.273
2024	Clearwater (A)	7	6	3.64	18	16	0	0	0	0	84.0	77	41	34	3	6	36	117	6	1	.238
	Career Totals	7	10	4.81	29	27	0	0	0	0	118.0	112	74	63	7	11	65	162	14	3	.248



DANIEL HARPER

Right Handed Pitcher

B-T: R-R

HT: 6-4; WT: 225

OPENING DAY AGE: 25

BORN: June 1, 1999 in Merriam, Kansas

HOW OBTAINED: 17th Round (2022)

SCHOOL: Kentucky

CAREER TRANSACTIONS

- Selected by the Philadelphia Phillies in the 17th round (512th overall) of the 2022 draft out of Kentucky. Signed with the Phillies on July 25, 2022.

2024

- Began season with Jersey Shore (A+), promoted to Reading (AA) after 23 appearances on June 25, where he finished season
- Held opponents to a 2.08 ERA, 0.96 WHIP and .163 average against with Jersey Shore
- Struck out 38 hitters over 26.0 IP in High-A (13.15 SO/9.0 IP)
- Posted a career-high nine saves over 12 opportunities
- Held opponents to a 1.84 ERA (6 ER, 29.1 IP) over 24 road appearances, compared to a 4.15 ERA (10 ER, 21.1 IP) in 20 home games
- Had a sub 2.10 ERA in three-of-six months: 0.79 ERA in May, 2.08 ERA in June and 0.79 ERA in August
- Had a 2.16 ERA (6 ER, 25.0 IP) over first 22 appearances of season
- Held RHH to .190/.263/.267 (.530) slash line
- Opponents hit .165 against (15-91) when pitching with a lead
- Picked up first Double-A save with clean inning Aug. 10 vs Akron
- Posted a six-out save with five strikeouts on Apr. 25 at Aberdeen
- First Double-A win on July 14 vs Akron
- Pitched a Double-A high two innings Aug. 25 at Binghamton, not allowing a run and striking out two
- Struck out the side in Double-A debut on June 28 vs Bowie

2023

- Began season on injured list, recovering from right-elbow surgery
- Activated by Clearwater (A) on June 9
- Earned first professional win on Aug. 19 vs Dunedin (2.0 IP, 0 ER)
- Posted a 3.38 ERA (6 ER, 16.0 IP) in 11 home appearances
- Three strikeouts in four-innings pitched over two-scoreless playoff outings

2022

- Began professional career with Clearwater (A)
- Made pro debut on Aug. 12 against St. Lucie
- Did not allow an earned run in six-of-seven appearances
- Participated in the Florida Instructional League after the season

COLLEGE

- Pitched at University of Kentucky from 2018-22.
- Starter as freshman, than transitioned to reliever in 2019
- Spent summer of 2019 with Brewster Whitecaps of Cape Cod Baseball League
- Final season with Kentucky in 2022 was best of collegiate career, going 4-1 with a 2.72 ERA over 36.1 IP
- Pitched for State College Spikes of MLB Draft League in summer of 2022 prior to being drafted by Phillies

HIGH SCHOOL/PERSONEL

- Full name is Daniel Hayes Harper
- Parents are Steve and Susan; has older sister, Meghan
- Avidly enjoys cooking in his free time
- Majored in Management at Kentucky
- 2017 Rawlings-Perfect Game Honorable Mention All-American and 2017 Central Region Honorable Mention
- 2016 Underclass High Honorable Mention
- Played summer ball with the KC Barnstormers
- Rated No. 7 Player in Kansas
- Coached by Dan Meara at Bishop Miege

CAREER HIGHS

IP (Start): N/A

SO: 5 (4/25/24, JS at ABD)

IP (Relief): 2.2 (8/26/23, CLR at LAK)

BB: 4 (8/9/23, CLR at TAM)

ER: 4 (x3, Last 8/9/23, CLR at TAM)

Hits: 6 (7/14/23, CLR at FTM)

DANIEL HARPER'S CAREER STATISTICS

YEAR	CLUB	W	L	ERA	G	GS	CG	SH	SV	SVO	IP	H	R	ER	HR	HB	BB	SO	WP	BK	AVG
2022	Clearwater (A)	0	0	1.08	7	0	0	0	1	2	8.1	9	3	1	0	0	3	7	0	0	.281
2023	Clearwater (A)	2	1	6.42	23	0	0	0	1	2	33.2	42	26	24	1	0	25	27	5	2	.313
2024	Jersey Shore (A+)	0	3	2.08	23	0	0	0	7	9	26.0	15	9	6	1	1	10	38	2	1	.163
2024	Reading (AA)	3	1	3.60	21	0	0	0	2	3	25.0	24	11	10	2	1	10	23	0	0	.270
2024	2024 Totals	3	4	2.82	44	0	0	0	9	12	51.0	39	20	16	3	2	20	61	2	1	.215
	Career Totals	5	5	3.97	74	0	0	0	11	16	93.0	90	49	41	4	2	48	95	7	3	.259



JOSH HEJKA

Right Handed Pitcher

B-T: R-R

HT: 6-1; WT: 175

OPENING DAY AGE: 28

BORN: March 20, 1997 in Dearborn, MI

HOW OBTAINED: Trade (2025)

SCHOOL: Johns Hopkins

CAREER TRANSACTIONS

- Signed by the New York Mets as an undrafted free agent on June 27, 2019, out of Johns Hopkins
- Traded to the Philadelphia Phillies on February 5, 2025 in exchange for cash considerations

2024

- Split season between three levels in the Mets' system, appearing in 38 games
- Began season with Brooklyn (A+), then promoted to Binghamton (AA) on July 1
- With Syracuse (AAA) from Sept. 6-12
- Over 18 road games, had a 2.10 ERA (7 ER, 30.0 IP)
- Posted a 1.35 ERA in May and 1.62 ERA in June
- Compiled a 1.47 ERA over first half of the season (20 appearances)
- Struck out a season-high four batters twice (June 7 and June 28)

2023

- Did not pitch

2022

- Split season between three levels in the Mets' organization
- Began season with Brooklyn (A+), then promoted to Binghamton (AA) on May 2
- With Syracuse (AAA) from Aug. 23-30
- Did not allow a run over six appearances with Brooklyn (7.2 IP)

2021

- Began season with Brooklyn (A+), making 24 appearances out of the bullpen
- Shuttled back-and-forth between Brooklyn and Binghamton (AA) during season, making six appearances with Rumble Ponies

2020

- Did not pitch as season was cancelled due to COVID-19 Pandemic

2019

- Began professional career with Kingsport (ROK)
- Promoted to Brooklyn (A-Short) on July 20, assigned back to Kingsport July 27 and back to Brooklyn Aug. 4 for rest of season
- Made pro debut June 28 at Johnson City, going 0.1 IP
- Pitched in Independent United Shore League prior to signing

COLLEGE

- Pitched at Johns Hopkins from 2016-19
- Spent summer of 2017 with Baltimore Dodgers in Cal Ripken Collegiate League
- Holds following Johns Hopkins career ranks: 1st saves, 7th ERA, 21st strikeouts and 25th innings pitched
- Holds following Johns Hopkins single-season ranks: 1st games, T-2nd saves, 3rd games, 5th saves, T-12th games anmd 15th IP
- 2019 College World Series All-Tournament Team
- 2017 ABCA Third Team Mid-Atlantic All-Region, d3baseball.com Second Team All-Region, First Team All-Centennial and ECAC First Team All-South Region
- 2019 Second Team All-Centennial

HIGH SCHOOL/PERSONEL

- Three-year letter winner in high school
- Helped lead his team to District Champions as sophomore and junior, while helping make it to the Conference Semifinals as a junior and finals as a senior
- Was honroed with All-City, All-District, All-Academic and All-State Honors as a junior and senior
- As a junior, struck out 40 hitters in 48 innings and struck out 69 hitters in 61 innings during senior season
- Parents are Janet and James Hejka
- Has one younger sister, Samantha
- Interned at DiCorp
- Majored in computer science at Johns Hopkins

CAREER HIGHS

IP (Start): 3.1 *8/23/22, SYR vs WOR)

SO: 5 (8/28/22, SYR vs WOR)

IP (Relief): 3.1 (x3, Last 6/1/24, BRK at JS)

BB: 3 (5/30/22, BNG vs SOM)

ER: 4 (x3, Last 8/28/22, SYR vs WOR)

Hits: 7 (x2, Last 6/22/22, BNG vs REA)

JOSH HEJKA'S CAREER STATISTICS

YEAR	CLUB	W	L	ERA	G	GS	CG	SH	SV	SVO	IP	H	R	ER	HR	HB	BB	SO	WP	BK	AVG
2019	Kingsport (ROK)	0	0	0.00	11	0	0	0	3	3	8.1	4	0	0	0	0	2	10	0	0	.129
2019	Brooklyn (A-)	2	0	2.25	11	0	0	0	1	1	12.0	13	5	3	0	2	3	14	1	0	.260
2019	2019 Totals	2	0	1.33	22	0	0	0	4	4	20.1	17	5	3	0	2	5	24	1	0	.210
2021	Brooklyn (A+)	2	1	3.28	24	0	0	0	1	2	49.1	58	30	18	1	5	11	40	1	0	.296
2021	Binghamton (AA)	0	0	3.72	6	0	0	0	0	0	9.2	5	4	4	0	4	1	6	0	0	.147
2021	Syracuse (AAA)	0	0	10.13	3	0	0	0	0	0	2.2	7	3	3	1	0	1	1	0	0	.467
2021	2021 Totals	2	1	3.65	33	0	0	0	1	2	61.2	70	37	25	2	9	13	47	1	0	.286
2022	Brooklyn (A+)	1	0	0.00	6	0	0	0	1	1	7.2	5	0	0	0	0	2	10	0	0	.179
2022	Binghamton (AA)	4	2	4.99	25	0	0	0	1	2	39.2	49	28	22	4	3	18	38	3	1	.302
2022	Syracuse (AAA)	0	1	8.53	2	2	0	0	0	0	6.1	7	6	6	2	2	2	7	1	0	.292
2022	2022 Totals	5	3	4.70	33	2	0	0	2	3	53.2	61	34	28	6	5	22	55	4	1	.285
2024	Brooklyn (A+)	1	2	1.77	22	0	0	0	5	6	35.2	25	9	7	0	4	9	31	0	0	.195
2024	Binghamton (AA)	0	1	6.30	14	0	0	0	0	1	20.0	27	15	14	3	3	5	17	2	0	.310
2024	Syracuse (AAA)	0	0	16.20	2	0	0	0	0	0	1.2	5	7	3	0	3	0	0	1	0	.500
2024	2024 Totals	1	3	3.77	38	0	0	0	5	7	57.1	57	31	24	3	10	14	48	3	0	.253
	Career Totals	10	7	3.73	126	2	0	0	12	16	193.0	205	107	80	11	26	54	174	9	1	.268



ESTIBENZON JIMENEZ

Right Handed Pitcher

B-T: R-R

HT: 6-1; WT: 172

OPENING DAY AGE: 23

BORN: July 25, 2002 in San Felipe, Venezuela

HOW OBTAINED: International Free Agent (2019)

SCHOOL: N/A

CAREER TRANSACTIONS

- Signed by the Philadelphia Phillies as an international free agent on Nov. 27, 2019, out of Venezuela

2024

- Spent entire season with Jersey Shore (A+), making 27 appearances and 14 starts
- Posted a 4.73 ERA over 14 home games, compared to a 9.91 ERA in 13 road appearances
- Over six August appearances, had a 3.95 ERA (6 ER, 13.2 IP)
- Held RHH to a .235/.328/.376 (.704 OPS) slash line in 170 AB
- Had back-to-back scoreless outings for only time during season on June 16 vs Wilmington (1.0 IP) and June 20 at Brooklyn (2.0 IP)
- Registered season-high 5.2 IP in win on May 9 vs Wilmington (6 H, 2 ER, 3 BB, 7 SO)
- Compiled a career-best 10 strikeouts May 30 vs Brooklyn (4.0 IP)
- Pitched for Adelaide Giants in Australian Baseball League after the season

2023

- Began season on the IL
- Activated from IL by Clearwater (A) on Apr. 27 and spent the season with Threshers
- Earned first win with Clearwater in season debut on Apr. 27 vs St. Lucie (2.0 IP, 0 ER, 3 SO)
- Was T-8th in Florida State League in starts
- Led the Threshers in starts and IP
- Had a 2.16 ERA (6 ER, 25.0 IP) in five starts in July
- Pitched in two postseason games, going 0-1 with a 3.86 ERA (3 ER, 7.0 IP), SV and 12 SO
- Tossed a career-high 7.0 IP July 29 at Jupiter (W, 4 H, 0 ER, 3 SO)

2022

- Spent majority of season with FCL-Phillies (ROK)
- Finished season with Clearwater (A)
- Struck out 27.5% (49-178) of total batters faced
- Named FSL Pitcher of the Week on Sept. 11, after throwing five-shutout innings Sept. 6 vs Bradenton (1 H, 8 SO)

2021

- Began professional career with DSL-Phillies White (ROK)
- Among all Phillies minor league pitchers (min. 45.0 IP), posted the lowest WHIP (0.82) and 2nd-lowest ERA (1.59)
- His six wins ranked T-6th in the DSL
- In 13 relief appearances, posted a 0.76 ERA (3 ER, 35.1 IP) and 0.71 WHIP
- Held LHH to a .093 AVG (5-54) and .336 OPS

2020

- Did not pitch in 2020 as season was cancelled due to COVID-19 Pandemic

CAREER HIGHS

IP (Start): 7.0 (7/29/23, CLR at JUP)

SO: 10 (5/30/24, JS vs BRK)

IP (Relief): 5.0 (8/8/22, FCL-PHI vs FCL-BLU)

BB: 6 (8/26/23, CLR at LAK)

ER: 8 (4/14/24, JS at HIC)

Hits: 8 (x3, Last 9/8/24, JS at ABD)

ESTIBENZON JIMENEZ' CAREER STATISTICS

YEAR	CLUB	W	L	ERA	G	GS	CG	SH	SV	SVO	IP	H	R	ER	HR	HB	BB	SO	WP	BK	AVG
2021	DSL-Phillies (ROK)	6	0	1.59	16	3	0	0	2	2	45.1	24	13	8	2	7	13	41	2	1	.154
2022	FCL-Phillies (ROK)	2	2	2.29	12	3	0	0	1	1	35.1	29	12	9	0	1	10	37	1	0	.225
2022	Clearwater (A)	0	0	3.00	2	2	0	0	0	0	9.0	5	3	3	2	1	2	12	0	1	.152
2022	2022 Totals	2	2	2.44	14	5	0	0	1	1	44.1	34	15	12	2	2	12	49	1	1	.210
2023	Clearwater (A)	4	8	3.60	21	19	0	0	0	0	90.0	83	41	36	10	7	39	78	5	2	.245
2024	Jersey Shore (A+)	4	11	7.02	27	14	0	0	0	1	82.0	104	76	64	11	9	32	85	6	1	.301
	Career Totals	16	21	4.13	78	41	0	0	3	4	261.2	245	145	120	25	25	96	253	14	5	.245



NATHAN KARAFFA

Right Handed Pitcher

B-T: R-R

HT: 6-1; WT: 200

OPENING DAY AGE: 24

BORN: January 4, 2001 in Wheeling, WV

HOW OBTAINED: 20th Round (2022)

SCHOOL: Ohio State

CAREER TRANSACTIONS

- Selected by the Philadelphia Phillies in the 20th round (602nd overall) of the 2022 draft out of Ohio State. Signed with the Phillies on Aug. 1, 2022

2024

- Began season with Jersey Shore (A+)
- Made four relief appearances and did not allow a run (5.0 IP)
- Scoreless inning in season-debut Apr. 7 vs Aberddden
- Struck out season-high two batters in final appearances on Apr. 19 vs Brooklyn
- Placed on full-season IL May 27 and missed remainder of the season
- RHH combined to go 0-12 against

2023

- Began professional career with FCL-Phillies (ROK)
- Earned first professional win on June 30 vs FCL-Blue Jays (3.0 IP, 0 ER)
- Posted a 1.46 ERA (2 ER, 12.1 IP) and limited hitters to a .190 average (8-42) in six June appearances
- Promoted to Clearwater (A) on July 18
- Picked up first save on Sept. 7 at Palm Beach
- Had a 2.70 ERA (5 ER, 16.2 IP) in his last nine outings with the Threshers
- Appeared in three playoff games

2022

- Missed the entire season with a right elbow sprain

COLLEGE

- Played at Ohio State from 2020-22
- Spent first two seasons with Buckeyes as a hitter, appearing in 31 combined games from 2020-21
- Pitched for Buckeyes in 2022, making 25 appearances and striking out 36 hitters over 28.1 IP (11.4 SO/9.0 IP)
- Played for Chillicothe Paints in the Prospect League in summer of 2021
- 2021 Academic All-Big Ten and an Ohio State Scholar-Athlete in 2020 and '21
- Played centerfield, second base and left field in 2020 and '21

HIGH SCHOOL/PERSONAL

- Four-year letterwinner for coach Brian Perkins at Toronto High School in Ohio
- 2019 Ohio Division IV Player of the Year
- Three-time First Team All-Ohio
- Played summer ball for Bo Jackson Elite and coach Travis Gray
- Son of Matt and Jennifer Karaffa
- Pursued a degree in athletic training

CAREER HIGHS

IP (Start): N/A

SO: 4 (x2, Last 9/7/23, CLR at PMB)

IP (Relief): 3.0 (x2, Last 9/7/23, CLR at PMB)

BB: 4 (7/19/23, CLR vs TAM)

ER: 2 (x3, Last 8/20/23, CLR vs DUN)

Hits: 4 (9/2/23, CLR vs FTM)

NATHAN KARAFFA'S CAREER STATISTICS

YEAR	CLUB	W	L	ERA	G	GS	CG	SH	SV	SVO	IP	H	R	ER	HR	HB	BB	SO	WP	BK	AVG
2023	FCL-Phillies (ROK)	1	0	1.88	8	0	0	0	0	1	14.1	10	4	3	1	0	8	11	2	0	.204
2023	Clearwater (A)	0	0	3.72	11	0	0	0	1	1	19.1	21	12	8	2	2	13	14	4	0	.276
2023	2023 Totals	1	0	2.94	19	0	0	0	1	2	33.2	31	16	11	3	2	21	25	6	0	.248
2024	Jersey Shore (A+)	1	0	0.00	4	0	0	0	0	0	5.0	1	0	0	0	0	0	4	0	0	.059
	Career Totals	2	0	2.56	23	0	0	0	1	2	38.2	32	16	11	3	2	21	29	6	0	.225



OTTO KEMP

Infielder

B-T: R-R

HT: 5-11; WT: 185

OPENING DAY AGE: 25

BORN: September 9, 1999 in Fullerton, CA

HOW OBTAINED: Free Agent (2022)

SCHOOL: Point Loma Nazarene

CAREER TRANSACTIONS

- Signed by the Philadelphia Phillies as an undrafted free agent on August 1, 2022 out of Point Loma Nazarene

2024

- Split season between four levels in Phillies system, spending majority of season with Jersey Shore (A+) and Reading (AA)
- Began season on injured list and sent on rehab assignment to Clearwater (A) and then Jersey Shore. Assigned to Jersey Shore on Apr. 27
- Promoted to Reading (AA) June 11 and to Lehigh Valley (AAA) Sept. 6
- Over 41 games with Jersey Shore, posted a .333/.440/.533 (.973 OPS) slash line
- Slashed .325/.433/.569 (1.002 OPS) in home games, compared to hitting .249 on the road
- Named Phillies Minor League Hitter of the Month for May after posting a .337/.453/.581 (1.021) slash line, with six 13 XBH and 13 RBI
- Hit .310/.467/.437 (.904 OPS) vs LHP
- With RISP, slashed .306/.395/.522 (.917 OPS) and with two outs, posted a .336/.404/.597 (1.001 OPS) slash line
- Appeared in games at 2B and 3B, committing just eight errors over 260 total chances defensively
- Hit an inside the park home run on July 4 vs Somerset, the first inside the park home run in his career
- Had 13 multi-run games, including three runs four times and once with Reading (Aug. 17 vs NH)
- Posted 35 multi-hit games, which features five three-hit games
- Had two doubles in a game twice: May 16 at Hudson Valley and Aug. 18 vs New Hampshire
- Two home runs June 5 vs Greensboro with Jersey Shore
- Compiled 13 multi-RBI games, which included four three-RBI contests
- Posted career highs in average, hits, doubles, home runs and RBI
- After season, played for Glendale in Arizona Fall League, slashing .289/.460/.733 (1.193 OPS) over 15 games, with six home runs and 22 RBI

2023

- Began the season with Clearwater (A)
- Hit first professional home run on Apr. 25 vs St. Lucie

- Career-high four hits Apr. 26 vs St. Lucie and career-best four RBI May 18 vs Bradenton
- Slashed .381/.458/.738 (1.196 OPS), with four doubles, triple, three home runs and 12 RBI during 10-game hitting streak from 5/10-23
- Only Clearwater player to hit a HR in three-straight games (5/11-13)
- Named Florida State League Player of the Week (5/8-14)
- Was tied for 10th in the FSL in triples
- Promoted to Jersey Shore (A+) on Aug. 2 and had a 1.000 fielding percentage with the BlueClaws over 94 total chances
- Went three-for-nine with two walks over three postseason games

2022

- Began professional career with Florida Complex League Phillies (ROK)
- Made pro debut Aug. 19 at FCL-Yankees
- Promoted to Clearwater (A) Aug. 25
- Posted a .385 OBP in seven September games (26 PA)
- Participated in Florida Instructional League after the season

COLLEGE

- Played at Point Loma Nazarene College (CA) from 2019-22
- Hit over .300 in all four seasons and finished career with .356 average, 33 home runs and 101 RBI over 121 career games
- In final season, hit .364, 14 doubles, 17 home runs and 62 RBI, with 1.124 OPS
- Twice named PacWest Freshman of the Week in 2019
- 2022 Graduate
- Played for St. Cloud Rox of Northwoods League in 2022

HIGH SCHOOL/PERSONEL

- 2018 graduate of Troy High School in California
- Married to Lily Kemp

CAREER HIGHS

Hits: 4 (4/26/23, CLR vs SLU)

RBI: 4 (5/18/23, CLR vs BRD)

Runs: 3 (x7, Last 8/17/24, REA vs NH)

SB: 2 (x2, Last 5/19/24, JS at HV)

HR: 2 (6/5/24, JS at GBO)

Strikeouts: 3 (x9, Last 9/13/24, LHV at SWB)

OTTO KEMP'S CAREER STATISTICS

YEAR	CLUB	AVG	G	AB	R	H	2B	3B	HR	RBI	BB	SO	SB	CS	OBP	SLG	OPS	HBP	SAC
2022	FCL-Phillies (ROK)	.500	4	10	4	5	0	0	0	2	4	3	2	0	.643	.500	1.143	0	0
2022	Clearwater (A)	.128	12	39	6	5	0	0	0	1	7	13	0	0	.292	.128	.420	2	0
2022	2022 Totals	.204	16	49	10	10	0	0	0	3	11	16	2	0	.371	.204	.575	2	0
2023	Clearwater (A)	.251	78	263	57	66	12	5	7	43	49	79	17	4	.388	.414	.802	13	0
2023	Jersey Shore (A+)	.223	31	112	14	25	5	1	0	10	8	30	4	3	.286	.286	.572	3	0
2023	2023 Totals	.243	109	375	71	91	17	6	7	53	57	109	21	7	.360	.376	.736	16	0
2024	Clearwater (A)	.500	5	14	4	7	2	1	1	3	3	3	2	1	.650	1.000	1.650	3	0
2024	Jersey Shore (A+)	.333	41	150	35	50	8	5	4	22	21	29	8	2	.440	.533	.973	9	0
2024	Reading (AA)	.258	64	233	38	60	12	3	11	39	23	62	9	5	.353	.476	.829	13	0
2024	Lehigh Valley (AAA)	.200	13	45	5	9	2	0	0	2	5	18	1	1	.333	.244	.577	4	0
2024	2024 Totals	.285	123	442	82	126	24	9	16	66	52	112	20	9	.392	.489	.881	29	0
	Career Totals	.262	248	866	163	227	41	15	23	122	120	237	43	16	.377	.424	.801	47	0



CHARLES KING

Right Handed Pitcher

B-T: R-R

HT: 6-5; WT: 215

OPENING DAY AGE: 27

BORN: January 6, 1998 in Coppell, Texas

HOW OBTAINED: Free Agent (2024)

SCHOOL: Texas Christian University

CAREER TRANSACTIONS

- Signed with the Philadelphia Phillies as a Minor League Free Agent on February 6, 2024.

2024

- Spent majority of season with Jersey Shore (A+), making 31 appearances out of the bullpen
- On 7-day IL (oblique strain) from June 10 through July 23, which included rehab appearances with Clearwater (A) and FCL-Phillies (ROK)
- Promoted to Reading (AA) on Sept. 11, making one relief appearance prior to end of season
- Over six April outings, had a 2.70 ERA (6.2 IP, 2 ER)
- Posted a 1.80 ERA in three September appearances (1 Er, 5.0 IP)
- After compiling a 4.58 ERA (19.2 IP, 10 ER) over first 18 appearances, finished season with 3.48 ERA (20.2 IP, 8 ER) over final 15 outings
- Held LHH to .175/.224/.213 (.437 OPS) slash line, while RHH hit .293 (22-75) against
- Limited opponents to .196 average (10-51) with RISP
- Season-highs in IP (2.0) and SO (4) Aug. 28 vs Hudson Valley
- Earned first pro win with two-scoreless IP May 19 at Hudson Valley
- Five-out save in professional debut Apr. 6 vs Aberdeen
- No runs and two hits over 1.1 IP in Double-A debut Sept. 13 at Harrisburg

2022-2024

- Served as Sports Science Intern with San Diego Padres from February of 2022 to November of 2022
- Took full-time position with Padres as Performance Analyst from November 2022 to February 2024
- Left job with Padres and went to Driveline in October of 2023
- Showcased improved heater, splitter and sweeper at Driveline Pro Day
- Sat at 97 MPH and touched 98 MPH at pro day
- Signed with Phillies in winter of 2024

COLLEGE

- Pitched at TCU from 2017-21, compiling a 3.93 ERA over 78 career appearances and 254.1 innings pitched
- 2019, '20 and '21 1st-team Academic All-Big 12
- 2018 2nd-team Academic All-Big 12
- 2017 Big 12 Academic All-Rookie Team
- 2019 Honorable Mention All-Big 12
- Served as Horned Frogs' Saturday starter in shortened-2020 season
- Ranked fourth on team with 20 appearances as freshman in 2017
- Made four starts for Newport Gulls of New England Collegiate League in summer of 2017
- Graduated with a biology degree from TCU

HIGH SCHOOL/PERSONEL


- Earned four varsity letters at Coppell High School (TX)
- Named first-team Louisville Slugger All-American as a senior
- First Team Perfect Game All-American as senior
- Ranked as the 126th top prospect in the nation by Baseball American and ninth in the state of Texas
- Ranked as the 88th top draft prospect by D1Baseball.com
- Two-time Perfect Game Underclass All-American
- Earned all-state accolades as a senior
- Participated in the Area Code Games
- Tossed a no-hitter as a senior
- Parents are John and Kristal
- Has a sister, Sarah, who played soccer at Baylor

CAREER HIGHS

IP (Start): 1.0 (7/16/24, F-PHI at F-TIG) SO: 4 (x2, Last 9/7/24, JS at ABD)
IP (Relief): 2.0 (x4, Last 9/7/24, JS at ABD) BB: 2 (x2, Last 6/4/24, JS at GBO)
ER: 3 (x3, Last 7/31/24, JS at HV) Hits: 4 (7/31/24, JS at HV)

CHARLES KING'S CAREER STATISTICS

YEAR	CLUB	W	L	ERA	G	GS	CG	SH	SV	SVO	IP	H	R	ER	HR	HB	BB	SO	WP	BK	AVG
2024	FCL-Phillies (ROK)	0	0	0.00	1	1	0	0	0	0	1.0	0	0	0	0	0	0	2	0	0	.000
2024	Clearwater (A)	0	0	0.00	1	0	0	0	0	0	1.0	0	0	0	0	0	0	1	0	0	.000
2024	Jersey Shore (A+)	2	2	4.26	31	0	0	0	2	3	38.0	34	19	18	1	3	15	41	6	0	.238
2024	Reading (AA)	0	0	0.00	1	0	0	0	0	0	1.1	2	0	0	0	0	1	1	0	0	.333
2024	2024 Totals	2	2	3.92	34	1	0	0	2	3	41.1	36	19	18	1	3	16	45	6	0	.232
	Career Totals	2	2	3.92	34	1	0	0	2	3	41.1	36	19	18	1	3	16	45	6	0	.232



TRAVIS KUHN

Right Handed Pitcher

B-T: R-R

HT: 5-10; WT: 195

OPENING DAY AGE: 26

BORN: May 20, 1998 in Laguna Hills, CA

HOW OBTAINED: Free Agent (2025)

SCHOOL: San Diego

CAREER TRANSACTIONS

- Selected by the Seattle Mariners in the 19th round (576th overall) of the 2019 draft out of San Diego. Signed by the Marines on June 10, 2019
- Signed by the Philadelphia Phillies on March 23, 2025

2024

- Spent season with Arkansas (AA) in Mariners organization
- Invited to Mariners Major League Spring Training prior to season
- On 7-day IL from Sept. 7-15
- Pitched for Peoria in Arizona Fall League after the season, posting a 2.00 ERA over nine appearances (9.0 IP)
- Over final 18 outings (24.2 IP), posted a 1.46 ERA (4 ER, 24.2 IP)
- Had a 0.84 ERA (1 ER, 10.2 IP) across eight July appearances
- Limited RHH to a .222/.323/.281 (.604 OPS) slash line (135 AB)
- Struck out season-high four hitters twice (7/27 at NWA and 8/3 vs MID)

2023

- Spent entire season with Arkansas (AA), making 49 appearances
- Posted a career-low 3.13 ERA on season
- Invited to Mariners Spring Training prior to season

2022

- Pitched entire season with Arkansas (AA), making 50 appearances
- Set a career-high in game pitched in a season
- Invited to Mariners Spring Training prior to season

2021

- Split season between three levels in Seattle's system
- Began year and spent majority of season with Modesto (A), where he made 21 appearances
- Assigned to Tacoma (AAA) on May 22 and sent back to Modesto on May 22
- Promoted to Everett (A+) on July 26
- On IL from Aug. 5 to end of season
- Pitched for Peoria in Arizona Fall League after the season, posting a 0.96 ERA over eight appearances (9.1 IP)
- Named AFL Rising Star after season

2020

- Did not pitch as season was cancelled due to COVID-19 Pandemic

2019

- Began pro career with Everett (A Short)
- Promoted to West Virginia (A Full) July 16 and assigned back to Everett on July 23 for remainder of season
- Made pro debut June 16 at Tri-City

COLLEGE

- Pitched at San Diego from 2017-19
- Did not pitch in 2017, appeared in 23 games in 2018 and 23 games with 3.54 ERA in final season of 2019
- Pitched for Victoria in West Coast League in summer of 2017
- Appeared in 15 games on the mound for Green Bay In Northwoods League during the summer of 2018

HIGH SCHOOL/PERSONEL

- Played at Norco High School, where he posted a 2.94 ERA as a senior
- Named Team MVP senior year as he recorded 75 strikeouts over 64.1 IP
- Full name is Travis Ray Kuhn
- Parents are Kimberly and Mario Kuhn
- Also recruited by UC Riverside, Oregon and Hawaii
- He likes to cook

CAREER HIGHS

IP (Start): N/A SO: 4 (x5, Last 8/3/24, ARK at MID)
IP (Relief): 2.1 (7/23/19, EVE at VAN) BB: 4 (5/10/25, AKR at SA)
ER: 6 (x3, Last 8/12/23, ARK at MID) Hits: 5 (8/12/23, AKR at MID)

TRAVIS KUHN'S CAREER STATISTICS

YEAR	CLUB	W	L	ERA	G	GS	CG	SH	SV	SVO	IP	H	R	ER	HR	HB	BB	SO	WP	BK	AVG
2019	Everett (A Short)	5	3	6.95	18	0	0	0	4	6	22.0	20	19	17	3	5	11	25	5	0	.238
2019	West Virginia (A Full)	0	0	9.00	2	0	0	0	0	0	2.0	4	2	2	0	0	3	4	0	0	.400
2019	2019 Totals	5	3	7.13	20	0	0	0	4	6	24.0	24	21	19	3	5	14	29	5	0	.255
2021	Modesto (A)	2	1	3.86	21	0	0	0	5	6	28.0	20	13	12	4	2	16	36	3	0	.196
2021	Everett (A+)	1	0	5.06	3	0	0	0	0	1	5.1	9	3	3	2	1	1	8	2	0	.346
2021	Tacoma (AAA)	0	0	0.00	1	0	0	0	0	0	1.0	0	0	0	0	0	0	2	0	0	.000
2021	2021 Totals	3	1	3.93	25	0	0	0	5	7	34.1	29	16	15	6	3	17	46	5	0	.221
2022	Arkansas (AA)	3	3	4.10	50	0	0	0	3	5	59.1	43	31	27	3	8	35	71	3	2	.203
2023	Arkansas (AA)	5	3	3.13	49	0	0	0	4	5	54.2	47	25	19	2	4	22	51	3	0	.237
2024	Arkansas (AA)	4	6	3.33	44	0	0	0	3	9	54.0	51	27	20	1	7	23	64	3	0	.248
	Career Totals	20	16	3.98	188	0	0	0	19	32	226.1	194	120	100	15	27	111	261	19	2	.231



MARCUS LEE SANG

Outfielder

B-T: L-L

HT: 6-0; WT: 200

OPENING DAY AGE: 24

BORN: January 2, 2001 in Laurel, MD

HOW OBTAINED: 11th Round (2019)

SCHOOL: Northern High School (Owings, Maryland)

CAREER TRANSACTIONS

- Selected by the Philadelphia Phillies in the 11th round (330th overall) of the 2019 draft out of Owings High School in Maryland. Signed with the Phillies on June 27, 2019

2024

- Spent majority of season with Reading (AA), playing 103 games
- Promoted to Lehigh Valley (AAA) on Sept. 5, playing in two games with IronPigs
- On Temporary Inactive List from 7/13-19
- Was on 7-day IL from 9/11 through end of season
- Set career high in home runs, with 13
- Over 22 games in May, posted .317/.349/.427 (.776 OPS) slash line, with five XBH and seven RBI
- Posted .327/.375/.615 (.990 OPS) slash line when hitting ninth in lineup, with four home runs and nine RBI
- Had 14 multi-run games, which included two three-run contests (8/16 vs NH and 9/7 at BUF)
- Posted 24 multi-hit games, along with five three-hit games and a season-high four hits on June 8 vs Harrisburg
- Had 13 multi-RBI contests, including a season-high and Double-A high four runs driven in Apr. 23 vs Somerset
- Hit career-high two home runs Apr. 30 at Portland
- Appeared at all three outfield positions defensively
- Had triple that turned into little league home run after throwing error at third on June 4 at Hartford
- Slugged a pinch-hit home run on June 13 vs Portland
- Stole career-high three bases on Aug. 30 at Somerset

2023

- Appeared in 99 games with Jersey Shore (A+), called up to Reading (AA) on Aug. 15
- Slugged a career-high seven triples, which ranked third in the South Atlantic League
- Had a four-hit game on May 24 and owned three three-hit contests
- Hit two triples Aug. 4 vs Brooklyn
- Hit his first Double-A home run Aug. 20 vs Somerset

2022

- Spent majority of season with Clearwater (A), promoted to Jersey Shore (A+) on August 1
- Posted OBP over .320 every month

- With Clearwater, ranked third on team in stolen bases
- Made starts at every outfield position during season

2021

- Began and ended season with Florida Complex League Phillies (ROK)
- Played a stretch of games with Clearwater in July
- Recorded a multi-home run games on Sept. 3 vs FCL-Tigers East
- Had three games with multiple steals

2020

- Did not play as season was cancelled due to COVID-19 Pandemic

2019

- Began professional career with GCL-Phillies East (ROK)
- Made starts at each outfield position

HIGH SCHOOL/PERSONEL

- Attended Northern High School in Owings, Maryland
- In senior season, hit .523 with .602 on-base percentage
- One of top pitchers in Southern Maryland Athletic Conference, with a 5-1 record and 0.55 ERA
- Committed to play collegiately at St. John's

CAREER HIGHS

Hits: 4 (x3, Last 6/8/24, REA vs HBG)

RBI: 5 (9/3/21, F-PHI vs F-TIE)

Runs: 4 (8/6/22, JS vs HV)

SB: 3 (8/30/24, REA at SOM)

HR: 2 (4/30/24, REA at POR)

Strikeouts: 4 (x3, Last 4/20/24, REA at BNG)

MARCUS LEE SANG'S CAREER STATISTICS

YEAR	CLUB	AVG	G	AB	R	H	2B	3B	HR	RBI	BB	SO	SB	CS	OBP	SLG	OPS	HBP	SAC
2019	GCL-Phillies (ROK)	.224	36	125	8	28	2	2	2	16	11	42	6	4	.283	.320	.603	0	0
2021	FCL-Phillies (ROK)	.273	26	88	18	24	6	1	5	17	7	25	11	3	.333	.534	.867	1	0
2021	Clearwater (A)	.212	11	33	0	7	1	0	0	5	4	11	0	0	.297	.242	.539	0	0
2021	2021 Totals	.256	37	121	18	31	7	1	5	22	11	36	11	3	.323	.455	.778	1	0
2022	Clearwater (A)	.259	84	293	45	76	12	1	8	37	33	100	18	7	.339	.389	.728	4	0
2022	Jersey Shore (A+)	.254	18	71	11	18	2	1	3	7	5	21	1	2	.329	.437	.766	3	0
2022	2022 Totals	.258	102	364	56	94	14	2	11	44	38	121	19	9	.337	.398	.735	7	0
2023	Jersey Shore (A+)	.268	99	370	68	99	20	7	8	53	58	130	20	9	.372	.424	.796	5	0
2023	Reading (AA)	.195	25	87	9	17	6	0	3	6	11	33	2	1	.293	.368	.661	1	0
2023	2023 Totals	.254	124	457	77	116	26	7	11	59	69	163	22	10	.357	.414	.771	6	0
2024	Reading (AA)	.239	103	385	61	92	12	5	13	47	30	100	12	6	.297	.397	.694	4	1
2024	Lehigh Valley (AAA)	.333	2	9	3	3	0	0	0	0	1	3	0	0	.400	.333	.733	0	0
2024	2024 Totals	.241	105	394	64	95	12	5	13	47	31	103	12	6	.300	.396	.696	4	1
	Career Totals	.249	404	1461	223	394	61	17	42	188	160	465	70	32	.328	.400	.728	18	1



RYAN LEITCH

Catcher

B-T: R-R

HT: 6-0; **WT:** 195

OPENING DAY AGE: 23

BORN: August 26, 2001 in Whitby, Ontario, Canada

HOW OBTAINED: Free Agent (2022)

SCHOOL: Marshall

CAREER TRANSACTIONS

- Signed by the Philadelphia Phillies as an undrafted free agent on August 1, 2022, out of Marshall

2024

- Spent all of season with Jersey Shore (A+), appearing in just 16 games
- Had four-separate stints on the Development List
- Promoted to Lehigh Valley (AAA) on July 19, sent back to Jersey Shore on Aug. 20; did not appear in any games with IronPigs
- Hit .375 (3-8) against LHP with a home run and two RBI
- Season-high two hits July 10 vs Hudson Valley
- Hit lone home run of season June 5 at Greensboro
- Drove in a season-best two RBI June 23 at Brooklyn
- Appeared in nine games at catcher (four starts), throwing out two base runners in six-total attempts
- Appeared in one game at pitcher June 29 vs Greensboro (1.0 IP, 2 H, 1 ER)

2023

- Made 45 appearances (43 starts) at catcher for Clearwater (A)
- Posted a .998 fielding percentage in 437 chances and threw out 21.8% (17-78) of attempted base stealers
- Had a career-high three hits on July 2 at Bradenton
- Slashed .319/.347/.574 (.921 OPS) with 3 doubles and three home runs in 12 August games (49 PA)
- Hit a two-run double in his lone postseason plate appearance on Sept. 14 vs Lakeland
- Career-best five RBI June 20 at Dunedin

2022

- Began professional career with Clearwater (A)
- Made his pro debut Aug. 3 at Tampa
- Started eight-of-his-nine games played at catcher
- Threw out 54.4% of runners attempting to steal (6-11)
- Participated in Florida Instructional League after the season

COLLEGE

- Played at Marshall from 2020-22
- Posted .261 average with 10 home runs and 29 RBI during 2021 season
- In final season in 2022, posted a .307 average (.931 OPS) over 53 games, with 12 home runs and 43 RBI
- Played for Macon in Coastal Plain League in summer of 2021
- Appeared in eight games for Bourne in Cape Cod League during summer of 2022

HIGH SCHOOL/PERSONEL

- Attended Sinclair Secondary School
- Also played club baseball for the Toronto Mets
- Was high school's MVP and was the Senior MVP for the Mets in 2019
- Helped the Mets to two National Championships in 2015 and 2018
- Was taken in the 30th Round of the 2019 MLB Draft by the Cincinnati Reds
- Parents are Rich and Heather Leitch
- Has one sister, Regan
- Lists Bo Bichette as his favorite athlete
- Blue Jays are favorite professional sports team
- Enjoys playing video games in his spare time

CAREER HIGHS

Hits: 3 (7/2/23, CLR at BRD)

RBI: 5 (6/20/23, CLR at DUN)

Runs: 2 (x5, Last 8/15/23, CLR vs DUN)

SB: N/A

HR: 1 (x10, Last 6/5/24, JS at GBO)

Strikeouts: 3 (x8, Last 6/29/24, JS vs GBO)

RYAN LEITCH'S CAREER STATISTICS

YEAR	CLUB	AVG	G	AB	R	H	2B	3B	HR	RBI	BB	SO	SB	CS	OBP	SLG	OPS	HBP	SAC
2022	Clearwater (A)	.212	9	33	3	7	0	0	2	6	0	16	0	0	.212	.394	.606	0	0
2023	Clearwater (A)	.247	45	158	25	39	6	0	7	23	13	55	0	0	.326	.418	.744	6	0
2024	Jersey Shore (A+)	.128	16	39	3	5	1	0	1	4	2	15	0	0	.171	.231	.402	0	0
	Career Totals	.222	70	230	31	51	7	0	10	33	15	86	0	0	.286	.383	.669	6	0



EDUARDO LOPEZ

Outfielder

B-T: S-R

HT: 5-11; **WT:** 187

OPENING DAY AGE: 22

BORN: May 8, 2002 in Tamboril, Dominican Republic

HOW OBTAINED: Free Agent (2022)

SCHOOL: Marshall

CAREER TRANSACTIONS

- Signed by the Boston Red Sox as an international free agent on July 2, 2018 out of the Dominican Republic
- Selected by the Philadelphia Phillies in the Minor League Phase of the Rule Five Draft from Boston on December 11, 2024.

2024

- Spent season with Greenville (A+), appearing in 56 games
- Across nine July games, slashed .370/.500/.741 (1.241 OPS), with nine runs, two doubles, one triple, two home runs and three RBI
- Hit .310 (13-42) with five doubles and 16 RBI with RISP
- Posted a .181 average (17-94) over first 29 games, then a .287 average (25-87) over final 27 games played in
- Season-high four hits July 12 at Rome
- Had two doubles Aug. 3 vs Wilmington and May 2 at Ashville
- Posted a season-best three RBI twice: June 26 vs Hickory and Aug. 3 vs Wilmington
- Made majority of appearances at 1B (39 games), along with games at LF (3), RF (6) and DH (7)

2023

- Spent entire season with Greenville (A+), playing in 79 games
- On 7-day IL from Sept. 7 to end of season
- Season-high four hits June 2 vs Hickory
- Posted two doubles twice: June 2 vs Hickory and July 28 at Bowling Green
- Had a season-best five RBI Apr. 28 vs Greenville
- Swiped two bases May 4 at Ashville

2022

- Spent all of season with Salem (A), appearing in 76 games
- On 7-day IL from June 5-16 and Aug. 1-12
- Went four-for-four with two runs June 25 vs Fredericksburg
- Season-high three RBI Aug. 16 vs Delmarva
- Hit first-career home run May 4 vs Myrtle Beach

2021

- Appeared in 11 games between Salem (A) and FCL-Red Sox (ROK)
- Promoted to Salem on June 17
- Placed on 7-day IL July 15 and missed remainder of season, but did make a rehab assignment with FCL-Red Sox

2020

- Did not play as season was cancelled due to COVID-19 Pandemic

2019

- Began pro career with DSL-Red Sox 1 (ROK), playing in 60 games
- Made pro debut June 3 at DSL-Marlins, hitting a triple, driving in a run and scoring run in game

CAREER HIGHS

Hits: 4 (x3, Last 7/12/24, GVL at ROM)

RBI: 5 (4/28/23, GVL vs HV)

Runs: 3 (x5, Last 6/2/23, GVL vs HIC)

SB: 2 (5/4/23, GVL at ASH)

HR: 1 (x15, Last 8/1/24, GVL vs WIL)

Strikeouts: 5 (x2, Last 5/12/22, SAL at DEL)

EDUARDO LOPEZ' CAREER STATISTICS

YEAR	CLUB	AVG	G	AB	R	H	2B	3B	HR	RBI	BB	SO	SB	CS	OBP	SLG	OPS	HBP	SAC
2019	DSL-Red Sox (ROK)	.255	60	212	39	54	7	8	0	25	38	38	18	7	.372	.363	.735	2	0
2021	FCL-Red Sox (ROK)	.333	2	6	1	2	0	0	0	3	0	0	0	0	.333	.333	.666	0	0
2021	Salem (A)	.206	9	34	5	7	1	0	0	5	8	15	0	0	.372	.235	.607	1	0
2021	2021 Totals	.225	11	40	6	9	1	0	0	8	8	15	0	0	.367	.250	.617	1	0
2022	Salem (A)	.234	76	286	39	67	12	2	4	27	36	78	9	5	.325	.332	.657	5	0
2023	Greenville (A+)	.261	79	268	48	70	16	1	5	45	42	81	12	2	.356	.384	.740	0	0
2024	Greenville (A+)	.232	56	181	29	42	11	3	6	23	30	49	4	0	.343	.425	.768	1	0
	Career Totals	.245	282	987	161	242	47	14	15	128	154	261	43	14	.349	.367	.716	9	0



GUNNER MAYER

Right Handed Pitcher

B-T: R-R

HT: 6-6; WT: 190

OPENING DAY AGE: 24

BORN: July 27, 2000 in Walnut Creek, CA

HOW OBTAINED: Fifth Round (2019)

SCHOOL: San Joaquin Delta Junior College (CA)

CAREER TRANSACTIONS

- Selected by the Philadelphia Phillies in the fifth round (150th overall) of the 2019 draft out of San Joaquin Delta Junior College (CA). Signed with the Phillies on June 11, 2019.

2024

- Spent majority of season with Jersey Shore (A+), making 41 appearances out of bullpen
- On Development List from Aug. 25 to Sept. 1
- Promoted to Reading (AA) on Sept. 10, appearing in two games
- Over seven May appearances, posted a 0.93 ERA (1 ER, 9.2 IP)
- Had a 1.29 ERA across five September outings (1 ER, 7.0 IP)
- Posted a 2.00 ERA (6 ER, 27.0 IP) over first 20 outings, compared to 6.18 mark (19 ER, 27.2 IP) across final 23 appearances
- Held LHH to .202/.314/.315 (.629 OPS) slash line
- RHH hit .229 against (24-105)
- Opposing hitters hit .171 (18-105) when pitching with a lead, compared to .317 (19-60) when trailing
- Held opponents to .073 (3-41) mark in ninth inning of games
- Earned first two pro saves in back-to-back appearances on May 21 and 24 at Aberdeen
- Perfect inning with two strikeouts in Double-A debut Sept. 11 at Harrisburg
- Had season-best five strikeouts twice (May 10 vs Wilmington and July 25 vs Aberdeen)

2023

- Spent season with Jersey Shore (A+), where he finished tied for the staff lead in starts
- Picked up his first BlueClaws win June 23 vs Rome, allowing one-earned run and striking out seven
- Pitched a career-high 5.1 IP, most by a Jersey Shore reliever, Aug. 9 at Hudson Valley
- Won back-to-back appearances for first time in career on Aug. 9 and 16
- Posted a 1.64 ERA with two earned runs over 11 innings, in three relief appearances

2022

- Spent season with Clearwater (A)
- On IL from May 7-July 8, which included a rehab assignment with FCL-Phillies (ROK)

- Struck out 31.7% of total batters faced
- On July 23 vs Bradenton, struck out a season-high nine batters
- Participated in Florida Instructional League after season

2021

- Spent season with Clearwater (A)
- On IL twice (May 11-June 28 with right shoulder impingement syndrome and Aug. 3-30 on COVID-related IL)
- Had a rehab assignment with FCL-Phillies (ROK) during second IL stint
- In total, averaged 12.99 punchouts per nine-innings pitched
- Participated in the Florida Instructional League after the season

2020

- Did not pitch as season was cancelled due to COVID-19 Pandemic
- Participated in the Florida Instructional League

2019

- Made his professional debut with GCL-Phillies West (ROK)
- Participated in the Florida Instructional League after the season

COLLEGE

- Played at San Joaquin Delta College in California for one season in 2019
- Made 25 appearances with one save, 4.78 ERA and 1.30 WHIP

HIGH SCHOOL/PERSONEL

- Parents are Aaron and Shelly Mayer
- Has one sister, Alyssa
- Posted a 1.90 ERA over 20 innings in his senior season of high school
- Won the NCS his senior year of high school
- Lists his favorite athlete as Joe Kelly and favorite MLB team as San Francisco Giants
- Hobbies include video games and hanging out with friends

CAREER HIGHS

IP (Start): 5.0 (x8, Last 9/1/23, JS vs ABD) SO: 9 (7/23/22, CLR vs BRD)
IP (Relief): 5.1 (8/9/23, JS at HV) BB: 5 (x3, Last 8/24/23, JS at WIL)
ER: 7 (7/20/23, JS at WS) Hits: 8 (7/20/23, JS at WS)

GUNNER MAYER'S CAREER STATISTICS

YEAR	CLUB	W	L	ERA	G	GS	CG	SH	SV	SVO	IP	H	R	ER	HR	HB	BB	SO	WP	BK	AVG
2019	GCL-Phillies (ROK)	0	0	5.40	4	2	0	0	0	1	8.1	8	5	5	0	1	3	10	2	0	.250
2021	FCL-Phillies (ROK)	0	0	0.00	2	0	0	0	0	0	3.0	0	0	0	0	0	0	5	0	0	.000
2021	Clearwater (A)	0	7	10.03	11	7	0	0	0	0	23.1	31	32	26	5	5	22	33	9	0	.320
2021	2021 Totals	0	7	8.89	13	7	0	0	0	0	26.1	31	32	26	5	5	22	38	9	0	.292
2022	FCL-Phillies (ROK)	0	0	0.00	3	0	0	0	0	0	5.1	1	0	0	0	1	4	6	0	0	.059
2022	Clearwater (A)	1	6	5.18	14	12	0	0	0	0	48.2	39	28	28	10	1	26	67	8	0	.215
2022	2022 Totals	1	6	4.67	17	12	0	0	0	0	54.0	40	28	28	10	2	30	73	8	0	.202
2023	Jersey Shore (A+)	3	7	5.47	23	20	0	0	0	0	77.1	77	51	47	4	7	54	79	10	0	.265
2024	Jersey Shore (A+)	3	3	4.10	41	0	0	0	4	5	52.2	38	28	24	3	3	36	68	8	2	.207
2024	Reading (AA)	0	1	4.50	2	0	0	0	0	1	2.0	4	4	1	0	0	0	4	0	0	.400
2024	2023 Totals	3	4	4.12	43	0	0	0	4	6	54.2	42	32	25	3	3	36	72	8	2	.216
	Career Totals	7	24	5.34	100	41	0	0	4	7	220.2	198	148	131	22	18	145	272	37	2	.241



ALEX MCFARLANE

Right Handed Pitcher

B-T: R-R

HT: 6-3; WT: 215

OPENING DAY AGE: 23

BORN: June 9, 2001 in St. Thomas, USVI

HOW OBTAINED: Fourth Round (2022)

SCHOOL: Miami

CAREER TRANSACTIONS

- Selected by the Philadelphia Phillies in the fourth round (122nd overall) of the 2022 draft out of Miami. Signed with the Phillies on August 1, 2022.

2024

- Missed entire season recovering from right-elbow surgery he received in September of 2023

2023

- Spent the season with Clearwater (A), where he ranked third in starts, 7th in strikeouts and 9th in IP
- Struck out 29.6% (69-233) of total batters faced
- On IL from Aug. 26 to end of season with a right forearm strain

2022

- Following the season, was named the No. 10 prospect in the Phillies system by Baseball America
- Began professional career with Clearwater (A)
- Struck out six batters in his pro debut on Aug. 24 vs Tampa (3.0 IP)
- Struck out 33.3% (12-36) of total batters faced
- Participated in the Florida Instructional League after the season

COLLEGE

- Played at Miami (FL) from 2020-22, posting a 4.35 career-ERA over 49 appearances (12 starts)
- Spent the summer of 2021 and '22 with Chatham in the Cape Cod League, making 12 total appearances and posting a 2.83 ERA (11 ER, 35.0 IP); combined to have a 11.31 SO/9.0 IP ratio (44 SO/35.0 IP) over the two summers
- In 2022, had a 0.71 ERA (1 ER, 12.2 IP) over five appearances and struck out 16 across 12.2 IP (11.4 SO/9.0 IP)
- In his final season with Miami in 2022, went 3-2 with a 4.00 ERA across 27 appearances (four starts), while striking out 68 hitters across 45.0 IP (13.6 SO/9.0 IP); he also walked just 20 batters (3.40 SO/BB ratio)
- As a freshman in 2021, made 16 appearances and four starts, posting a 2-1 record and 4.50 ERA over 34.0 IP
- Made his NCAA Tournament debut on June 5, 2021, against USF
- Appeared in six games as a true freshman in COVID-shortened 2020 season, going 2-2 with a 5.25 ERA across 12.0 IP

HIGH SCHOOL/PERSONEL

- Was originally drafted in the 25th round (755th overall) by the St. Louis Cardinals in 2019, but did not sign
- Struck out 68 batters as a pitcher and hit .479 with 33 runs scored in lone season playing for Habersham Central High School
- Named team MVP and best hitter in senior season at Habersham Central
- Parents are Roy McFarlane and Tami Noel
- Has two brothers, Griffin and Whitney
- Intended to major in sport administration at Miami
- Was born in St. Thomas on the U.S. Virgin Islands

CAREER HIGHS

IP (Start): 6.0 (6/3/23, CLR vs DUN)

SO: 8 (x2, Last 6/10/23, CLR at FTM)

IP (Relief): N/A

BB: 4 (x3, Last 5/12/23, CLR at DUN)

ER: 5 (x3, Last 8/18/23, CLR vs DUN)

Hits: 7 (x2, Last 5/19/23, CLR vs BRD)

ALEX MCFARLANE'S CAREER STATISTICS

YEAR	CLUB	W	L	ERA	G	GS	CG	SH	SV	SVO	IP	H	R	ER	HR	HB	BB	SO	WP	BK	AVG
2022	Clearwater (A)	0	3	9.00	3	3	0	0	0	1	8.0	12	8	8	1	0	3	12	1	0	.364
2023	Clearwater (A)	0	4	5.72	16	16	0	0	0	0	50.1	46	32	32	4	7	38	69	7	1	.246
	Career Totals	0	7	6.17	19	19	0	0	0	0	58.1	58	40	40	5	7	41	81	8	1	.264



ENMANUEL MEJIA

Right Handed Pitcher

B-T: R-R

HT: 5-11; WT: 185

OPENING DAY AGE: 26

BORN: December 22, 1998 in Bonao, Dominican Republic

HOW OBTAINED: Rule Five Draft (2024)

SCHOOL: N/A

CAREER TRANSACTIONS

- Signed by the Pittsburgh Pirates as an international free agent on February 20, 2019 out of the Dominican Republic
- Selected by the Tampa Bay Rays in the minor league phase of the Rule Five Draft on December 7, 2022
- Selected by the Philadelphia Phillies in the minor league phase of the Rule Five Draft on December 11, 2024

2024

- Spent season with Durham (AAA) in Tampa Bay Rays system, making 42 appearances and five starts
- Invited to Rays' Major League Spring Training as non-roster invitee
- Suspended from June 27-30
- Pitched for Gigantes del Cibao in the Dominican Winter League after the season
- Had best month of the season in March/April, where he posted a 3.72 ERA (4 ER, 9.2 IP) over eight appearances
- Limited RHH to a .204/.330/.333 (.663 OPS) slash line (93 AB)
- With RISP, held opposing hitters to a .224 average (15-67)
- Opposing hitters slashed .107/.231/.232 (.463 OPS) with two outs (56 AB)
- Struck out a season-high five hitters twice: Apr. 26 vs Scranton/Wilkes-Barre and Aug. 28 vs Buffalo
- Started the season not allow a run in first two outings and three of first four appearances
- Did not allow a run in six-straight appearances from June 2-20 (8.0 IP)

2023

- Split the season between Montgomery (AA) and Durham (AAA), making 41-combined appearances and one start
- Began the season with Montgomery, where he had 33 relief outings
- Promoted to Durham on Aug. 12 and sent back to Montgomery on Sept. 7
- Assigned back to Durham on Sept. 16, to Montgomery on Sept. 19 and then to Durham again on Sept. 22
- Placed on Development List by Durham on Sept. 26 for remainder of season
- Pitched for Gigantes in Dominican Winter League after season, posting a 0.63 ERA (1 ER, 14.1 IP) across 15 relief appearances
- Struck out a season-high five hitters twice: Apr. 28 vs Pensacola and Aug. 3 at Mississippi

2022

- Spent all of 2022 with Altoona (AA) in the Pirates system, making 40 appearances and one start
- Invited by Pittsburgh to Spring Training as non-roster invitee
- Pitched for Gigantes in Dominican Winter League after season

2021

- Split season between Bradenton (A) and Greensboro (A+), making 32 appearances and posting a career-best 0.42 ERA (2 ER, 42.2 IP)
- Did not allow an earned run over 26.1 IP with Bradenton (21 appearances); then allowed just two ER over 16.1 IP with Greensboro across 11 outings (1.10 ERA)
- Began season with Bradenton, then promoted to Greensboro on Aug. 10
- Posted for Gigantes in Dominican Winter League after the season
- After the season, was named a Florida State League Postseason All-Star and Pirates MiLB.com Organizational All-Star

2020

- Did not play as season was cancelled due to COVID-19 Pandemic

2019

- Spent first professional season with DSL-Pirates 2 (ROK), making 18 starts
- Posted a 1.74 ERA (4 ER, 20.2 IP)
- Made pro debut June 3 at DSL-Royals 2, not allowing a hit or run over 2.0 IP and struck out four, while earning first-career save

CAREER HIGHS

IP (Start): 2.0 (x6, Last 8/13/24, DUR at NAS) SO: 5 (x4, Last 8/28/24, DUR vs BUF)
IP (Relief): 2.1 (x2, Last 6/18/21, BRD at TAM) BB: 4 (x2, Last 8/24/24, DUR at SYR)
ER: 6 (7/23/24, DUR vs GWN) Hits: 5 (x2, Last 5/18/24, DUR at CLT)

ENMANUEL MEJIA'S CAREER STATISTICS

YEAR	CLUB	W	L	ERA	G	GS	CG	SH	SV	SVO	IP	H	R	ER	HR	HB	BB	SO	WP	BK	AVG
2019	DSL-Pirates2 (ROK)	2	1	1.74	18	0	0	0	7	7	20.2	10	6	4	0	0	7	37	1	1	.137
2021	Bradenton (A)	4	1	0.00	21	0	0	0	8	10	26.1	15	4	0	0	0	17	35	8	0	.161
2021	Greensboro (A+)	1	1	1.10	11	0	0	0	1	3	16.1	11	7	2	2	2	10	18	2	0	.193
2021	2021 Totals	5	2	0.42	32	0	0	0	9	13	42.2	26	11	2	2	2	27	53	10	0	.173
2022	Altoona (AA)	2	5	5.80	40	1	0	0	2	7	49.2	50	40	32	6	2	31	51	7	0	.262
2023	Montgomery (AA)	3	3	4.85	33	0	0	0	7	8	39.0	31	29	21	6	3	22	61	4	1	.207
2023	Durham (AAA)	1	0	0.77	8	1	0	0	0	0	11.2	7	1	1	0	0	7	13	0	0	.167
2023	2023 Totals	4	3	3.91	41	1	0	0	7	8	50.2	38	30	22	6	3	29	74	4	1	.198
2024	Durham (AAA)	7	5	7.83	42	5	0	0	1	3	54.0	56	50	47	12	5	36	59	0	0	.262
	Career Totals	20	16	4.42	173	7	0	0	26	38	217.2	180	137	107	26	12	130	274	22	2	.220



HENDRY MENDEZ

Outfielder

B-T: L-L

HT: 6-3; WT: 175

OPENING DAY AGE: 21

BORN: November 7, 2003 in Santo Domingo, Dominican Republic

HOW OBTAINED: Trade (2023)

SCHOOL: N/A

CAREER TRANSACTIONS

- Signed by the Milwaukee Brewers as an international free agent on January 15, 2021, out of the Dominican Republic
- Traded to the Philadelphia Phillies, along with Robert Moore, for Oliver Dunn on November 14, 2023

2024

- Spent entire season with Jersey Shore (A+), appearing in 90 games
- Hit .307 (46-150) over 42 home games, and posted a .263 average (44-167) across 48 away contests
- Over 14 games in May, slashed .310/.491/.381 (.872 OPS) with two XBH and six RBI (57 PA)
- Across 18 July contests, posted a .343/.408/.507 (.915 OPS) slash line, with eight doubles, one home run and 14 RBI (76 PA)
- Best month of season when August, when he slashed .352/.452/.535 (.987 OPS) with six doubles, two triples, one home run and seven RBI (84 PA)
- Hit over .280 in every month except for June
- Had a .273 average (12-44) against LHP and hit .286 (78-273) vs RHP
- Wish RISP, he slashed .304/.441/.402 (.843 OPS), with four doubles, one triple, one home run and 37 RBI (118 PA)
- Posted a .291 average (34-117) when batting with two outs
- After hitting .243 (33-136) in the first half of the season (41 games), he posted a .315 average (57-181) in the second half (49 games)
- Had two hits in BlueClaws' and Phillies organizational debut on Apr. 5; had two hits in first two games of season
- Compiled seven mutli-run games, all scoring two runs
- Posted 24 multi-hit games, which included four three-hit games and a season-high four hits twice: July 4 vs Wilmington and Aug. 31 vs Hudson Valley
- Hit a season-best two doubles on July 5 vs Wilmington
- Had a triple in back-to-back games on Aug. 25 at Brooklyn and Aug. 27 vs Hudson Valley
- Posted nine multi-RBI games, including two three-RBI games and a season-high four RBI July 4 vs Wilmington
- Appeared in 34 games in LF and 13 in RF, committing three errors over 92 total chances (.976%); also did not commit a single error over 104.2 innings and 21 total chances in RF
- Made majority of appearances at DH (43 games/42 starts)

2023

- Spent season with Wisconsin (A+) in the Milwaukee Brewers organization
- Was on the IL from Apr. 20-May 5 and May 11-June 30, which included a rehab assignment with ACL-Brewers (ROK)
- Played for Surprise in the Arizona Fall League after the season

2022

- Played for Carolina (A)
- Ranked second in hits, BB and PA, T-2nd in games played, 3rd in AB and sixth in RBI

2021

- Was named Milwaukee's Complex League Player of the Year
- Began professional career with the DSL-Brewers 1 (ROK)
- Transferred to ACL-Brewers Blue (ROK) on Aug. 16

CAREER HIGHS

Hits: 4 (x4, Last 8/31/24, JS vs HV)

Runs: 3 (x2, Last 9/7/23, WIS vs CR)

HR: 1 (x12, Last 9/6/24, JS at ABD)

RBI: 4 (x3, Last 7/4/24, JS vs WIL)

SB: 2 (7/26/22, CAR at FAY)

Strikeouts: 3 (x7, Last 4/28/24, JS at ABD)

HENDRY MENDEZ' CAREER STATISTICS

YEAR	CLUB	AVG	G	AB	R	H	2B	3B	HR	RBI	BB	SO	SB	CS	OBP	SLG	OPS	HBP	SAC
2021	DSL-Brewers (ROK)	.296	21	54	10	16	5	1	1	9	7	2	0	0	.391	.481	.872	2	0
2021	ACL-Brewers (ROK)	.333	19	63	6	21	4	2	0	10	10	10	3	1	.425	.460	.885	0	1
2021	2021 Totals	.316	40	117	16	37	9	3	1	19	17	12	3	1	.409	.470	.879	2	1
2022	Carolina (A)	.244	105	377	47	92	11	1	5	39	62	70	7	8	.357	.318	.675	5	0
2023	ACL-Brewers (ROK)	.600	4	15	5	9	3	0	0	5	0	0	0	1	.600	.800	1.400	0	0
2023	Wisconsin (A+)	.236	62	233	29	55	8	2	3	25	23	40	0	1	.307	.326	.633	1	0
2023	2023 Totals	.258	66	248	34	64	11	2	3	30	23	40	0	2	.324	.355	.679	1	0
2024	Jersey Shore (A+)	.284	90	317	49	90	19	3	3	41	52	52	3	0	.386	.391	.777	2	0
	Career Totals	.267	301	1059	146	283	50	9	12	129	154	174	13	11	.364	.365	.729	10	1



TOMMY MCCOLLUM

Right Handed Pitcher

B-T: R-R

HT: 6-5; WT: 260

OPENING DAY AGE: 25

BORN: June 8, 1999 in Atlanta, GA

HOW OBTAINED: Free Agent (2021)

SCHOOL: Wingate (NC)

CAREER TRANSACTIONS

- Signed by the Philadelphia Phillies as an undrafted free agent on July 20, 2021, out of Wingate University (NC).

2024

- Spent entire season with Reading (AA), appearing in 42 games
- Went a perfect 10-for-10 in save opportunities, leading the team and setting a career high
- Posted a 2.25 ERA (2 ER, 8.0 IP) over seven April appearances, a 0.90 ERA (1 ER, 10.0 IP) across nine June outings, and a 2.70 mark (3 ER, 10.0 IP) over eight August games
- Held LHH to .213/.327/.281 (.608) slash line... RHH hit .326 against
- Opposing hitters were limited to .188 (13-69) when pitching with a lead, compared to .323 (30-93) when pitching while trailing
- Only win of season Apr. 19 at Binghamton, with two innings pitched
- Matched season high in IP (2.0) and set career-high with six strikeouts on Sept. 5 vs Erie

2023

- Split season between Jersey Shore (A+) and Reading (AA)
- On Development List from Aug. 30 through end of season
- First Double-A win Aug. 19 vs Somerset and first Double-A save Aug. 24 at Harrisburg
- Began Reading tenure with four-straight scoreless outings from July 27 to Aug. 4
- Promoted to Reading (AA) on July 26
- Had 14.4 strikeouts per nine innings pitched with Jersey Shore
- Did not allow earned run in final eight High-A games and last 12-of-13 outings
- Tied for third in Phillies organization with eight saves
- Other Phillies organizational ranks were third in strikeouts per nine (13.6), seventh in ERA (2.64) and eighth in WHIP (1.17)

2022

- Spent entire season with Clearwater (A)
- Struck out 44.1% of total batters faced
- Ranked second on team in ERA (minimum 30 IP)
- Did not allow an earned run in 19-of-23 games
- On IL from July 1-end of season with left-ankle fracture
- Opponents hit .143 against him during season
- Participated in the Florida Instructional League after the season

2021

- Began professional career with Clearwater (A)
- Participated in Florida Instructional League after the season

COLLEGE

- Pitched at Division-II Wingate in North Carolina from 2019-21
- Limited opponents to just .196 average over collegiate career
- Won National Championship in 2021
- Pitched for Hyannis Harbor Hawks of Cape Cod Baseball League in 2019 and '21; was on same 2021 Hyannis team as Andrew Baker and Griff McGarry
- Pitched for Carolina Vipers in Southern Collegiate Baseball League in 2020

HIGH SCHOOL/PERSONEL

- Shares a birth date with Griff McGarry
- Parents are Tom and Sarah McCollum
- Majored in Accounting at Wingate
- Favorite athlete as Gerit Cole and favorite sports team as Atlanta Braves
- Most memorable sports moment was pitching in the Cape Cod League
- Favorite sport other than baseball is golf

CAREER HIGHS

IP (Start): N/A SO: 6 (9/5/24, REA vs ERI)
IP (Relief): 2.1 (x2, Last 9/19/21, CLR at DUN) BB: 3 (x6, Last 7/2/24, REA at SOM)
ER: 5 (5/17/24, REA at RIC) Hits: 5 (9/1/24, REA at SOM)

TOMMY MCCOLLUM'S CAREER STATISTICS

YEAR	CLUB	W	L	ERA	G	GS	CG	SH	SV	SVO	IP	H	R	ER	HR	HB	BB	SO	WP	BK	AVG
2021	Clearwater (A)	0	0	6.39	9	0	0	0	1	1	12.2	9	9	9	1	2	16	15	2	0	.196
2022	Clearwater (A)	1	0	1.45	23	0	0	0	5	5	31.0	11	6	5	3	3	16	52	2	1	.111
2023	Jersey Shore (A+)	0	0	2.31	34	0	0	0	7	8	35.0	17	10	9	0	1	23	56	2	0	.143
2023	Reading (AA)	1	0	3.86	10	0	0	0	1	1	9.1	3	4	4	0	3	9	11	4	0	.100
2023	2023 Totals	1	0	2.64	44	0	0	0	8	9	44.1	20	14	13	0	4	32	67	6	0	.134
2024	Reading (AA)	1	4	5.09	42	0	0	0	10	10	46.0	49	29	26	4	3	26	50	4	0	.271
	Career Totals	3	4	3.56	118	0	0	0	24	25	134.0	89	58	53	8	12	90	184	14	1	.187



GRIFF MCGARRY

Right Handed Pitcher

B-T: R-R

HT: 6-2; WT: 190

OPENING DAY AGE: 25

BORN: June 8, 1999 in San Francisco, CA

HOW OBTAINED: Fifth Round (2021)

SCHOOL: Virginia

CAREER TRANSACTIONS

- Selected by the Philadelphia Phillies in the fifth round (145th overall) of the 2021 draft out of Virginia. Signed with Phillies on July 16, 2021.

2024

- Was a non-roster invitee to Major League spring training for the second-straight season
- Spent season with Lehigh Valley (AAA) and made one rehab appearance for Jersey Shore (A+)
- Pitched exclusively in relief for the first time in his career
- Averaged 11.74 SO/9.0 IP (40 SO, 30.2 IP) with Lehigh Valley

2023

- Was a non-roster invitee to Major League spring training
- Began the season on the IL at Reading (AA) with a left oblique strain
- Made one rehab appearance for Clearwater (A) on May 5 before being activated and assigned to Reading on May 11
- Over a period of eight starts from June through July, posted a 2.37 ERA (10 ER, 38.0 IP) with 54 strikeouts (12.79 SO/9.0 IP)
- Named Eastern League Pitcher of the Month for July after posting a 2.01 ERA (5 ER, 22.1 IP) with 32 strikeouts and a .135 OPP AVG in four starts
- Faced 88 hitters in July and permitted only one XBH (.176 SLG)
- Promoted to Lehigh Valley on Aug. 4 where he spent the remainder of the season

2022

- Ranked T-3rd among Phillies minor leaguers in strikeouts (130) and 8th in innings (87.1)
- Began season with Jersey Shore (A+)
- Struck out 82 of the 195 batters he faced (42.1%) with Jersey Shore
- Promoted to Reading on July 2
- Was on the minor league IL, 7/7-22, with a right index finger blister
- Promoted to Lehigh Valley on Sept. 5 for the remainder of the season
- With Lehigh Valley, pitched exclusively in relief after starting 19-of-20 games at the previous two levels
- Overall, posted a 3.71 ERA (36 ER, 87.1 IP) and 130 SO (13.40 SO/9.0 IP) between the three levels
- Following the season, was named the No. 3 prospect in the Phillies system by Baseball America

2021

- Began professional career with Clearwater (A)
- Promoted to Jersey Shore (A+) on Sept. 2
- Overall, struck out 43 of the 100 batters he faced (43.0%)
- Combined to limit LHH to a .050 AVG (1-20) and zero extra-base hits
- Following the season, was rated as having the best changeup in the Phillies system by Baseball America
- Participated in the Florida Instructional League after the season

COLLEGE

- 2021 graduate of University of Virginia with a degree in American Studies
- In his four year collegiate career, averaged 12.49 SO/9.0 IP (186 SO, 134.0 IP)

HIGH SCHOOL/PERSONEL

- Full name is Griffin Thomas McGarry
- 2017 graduate of Menlo School (CA)
- Video editing is one of his hobbies

CAREER HIGHS

IP (Start): 7.0 (7/21/23, REA at ALT)

SO: 13 (6/22/22, JS at BRK)

IP (Relief): 2.2 (8/15/21, CLR at TAM)

BB: 6 (x3, Last 8/15/23, LHV vs JAX)

ER: 8 (8/9/23, LHV at ROC)

Hits: 7 (8/9/23, LHV at ROC)

GRIFF MCGARRY'S CAREER STATISTICS

YEAR	CLUB	W	L	ERA	G	GS	CG	SH	SV	SVO	IP	H	R	ER	HR	HB	BB	SO	WP	BK	AVG
2021	Clearwater (A)	0	0	3.27	5	1	0	0	1	1	11.0	6	4	4	0	0	7	22	2	0	.154
2021	Jersey Shore (A+)	1	0	2.70	3	3	0	0	0	0	13.1	7	4	4	0	0	7	21	1	0	.152
2021	2021 Totals	1	0	2.96	8	4	0	0	1	1	24.1	13	8	8	0	0	14	43	3	0	.153
2022	Jersey Shore (A+)	3	3	3.86	12	12	0	0	0	0	46.2	33	20	20	6	4	24	82	4	0	.199
2022	Reading (AA)	1	3	2.20	8	7	0	0	0	0	32.2	13	10	8	1	4	20	39	4	1	.123
2022	Lehigh Valley (AAA)	0	2	9.00	7	0	0	0	0	1	8.0	7	8	8	2	0	9	9	1	0	.250
2022	2022 Totals	4	8	3.71	27	19	0	0	0	1	87.1	53	38	36	9	8	53	130	9	1	.177
2023	Clearwater (A)	0	0	9.00	1	1	0	0	0	0	1.0	1	1	1	1	0	0	2	0	0	.250
2023	Reading (AA)	1	1	3.13	13	13	0	0	0	0	54.2	31	23	19	4	2	36	74	4	0	.163
2023	Lehigh Valley (AAA)	0	2	41.54	3	3	0	0	0	0	4.1	8	20	20	0	1	14	5	2	0	.400
2023	2023 Totals	1	3	6.00	17	17	0	0	0	0	60.0	40	44	40	5	3	50	81	6	0	.187
2024	Jersey Shore (A+)	0	0	0.00	1	0	0	0	0	0	1.0	0	0	0	0	0	0	2	0	0	.000
2024	Lehigh Valley (AAA)	2	1	4.70	29	0	0	0	1	1	30.2	23	17	16	3	1	36	40	6	0	.217
2024	2024 Totals	2	1	4.55	30	0	0	0	1	1	31.2	23	17	16	3	1	36	42	6	0	.211
	Career Totals	8	12	4.43	82	40	0	0	2	3	203.1	129	107	100	17	12	153	296	24	1	.182



CHRISTIAN MCGOWAN

Right Handed Pitcher

B-T: R-R

HT: 6-0; WT: 205

OPENING DAY AGE: 25

BORN: March 7, 2000 in Denison, TX

HOW OBTAINED: Seventh Round (2021)

SCHOOL: Eastern Oklahoma Junior College (OK)

CAREER TRANSACTIONS

- Selected by the Philadelphia Phillies in the seventh round (205th overall) of the 2021 draft out of Eastern Oklahoma State Junior College. Signed with the Phillies on July 17, 2021.

2024

- Pitched majority of season with Reading (AA), making 11 appearances and nine starts
- Had multiple stints on the 7-day IL: May 9-July 25 and Sept. 5-13, first stint included rehab assignments with FCL-Phillies (ROK) and Clearwater (A)
- Over two April appearances, had a 2.45 ERA (2 ER, 7.1 IP)
- Posted a 3.18 ERA (4 ER, 11.1 IP) over first three appearances, and 6.92 ERA (20 ER, 26.0 IP) across last nine outings
- Held RHH to .224 average (19-85)
- Limited opposing hitters to a .167 (7-42) average in first inning and .184 (7-38) mark in the second innings of games
- Held opponents to a .159/.296/.295 (.591 OPS) slash line with RISP
- Opposing hitters hit .217 (10-46) against with two outs
- In Double-A debut, Apr. 18 at Binghamton, retired the first eight batters he faced
- Career-high four walks Apr. 24 vs Somerset, also walked four May 1 at Portland
- Surrendered career highs in hits (6) and homers (2) in loss July 31 vs Hartford
- Gave up career-high seven runs in 1.1 IP Aug. 7 at Akron
- Pitched for Glendale in Arizona Fall League after season

2023

- Was on the IL due to right-elbow surgery from the beginning of the season until Aug. 11, which included rehab assignments with the FCL-Phillies (ROK) and Clearwater (A)
- Promoted from Jersey Shore (A+) to Lehigh Valley (AAA) on Sept. 20
- Pitched for Scottsdale in the Arizona Fall League, being named a league All-Star

2022

- Opened the season with Jersey Shore (A+), making two starts before being placed on the IL on Apr. 21 with a right-elbow sprain
- Missed remainder of the season after having season-ending Tommy John Surgery

2021

- In first professional season, pitched for FCL-Phillies (ROK) and Clearwater (A)
- Participated in the Florida Instructional League after the season

COLLEGE

- Attended Eastern Oklahoma State College from 2018-21
- In final collegiate season, went 9-0 with a 2.55 ERA, with 109 strikeouts in 74 innings pitched
- Totaled a 16-4 record in college career with 226 punchouts, 3.98 ERA and 1.47 WHIP
- Pitched for Strasburg Express in the Valley League during the summer of 2019
- Played for the Waterloo Bucks of the Northwoods League in the summer of 2020

CAREER HIGHS

IP (Start): 4.0 (x6, Last 8/21/24, REA at BNG) SO: 6 (9/6/23, JS at HV)

IP (Relief): 3.1 (7/31/24, REA vs HFD)

BB: 4 (x2, Last 5/1/24, REA at POR)

ER: 7 (8/7/24, REA at AKR)

Hits: 6 (x2, 8/28/24, REA at SOM)

CHRISTIAN MCGOWAN'S CAREER STATISTICS

YEAR	CLUB	W	L	ERA	G	GS	CG	SH	SV	SVO	IP	H	R	ER	HR	HB	BB	SO	WP	BK	AVG
2021	FCL-Phillies (ROK)	0	0	0.00	1	1	0	0	0	0	1.0	0	0	0	0	0	0	3	1	0	.000
2021	Clearwater (A)	0	0	0.00	3	0	0	0	0	0	4.0	2	0	0	0	0	1	5	0	0	.154
2021	2021 Totals	0	0	0.00	4	1	0	0	0	0	5.0	2	0	0	0	0	1	8	1	0	.118
2022	Jersey Shore (A+)	0	1	4.91	2	2	0	0	0	0	7.1	8	4	4	1	0	2	7	0	0	.320
2022	FCL-Phillies (ROK)	0	0	3.60	2	2	0	0	0	0	5.0	2	2	2	0	1	0	6	0	0	.118
2023	Clearwater (A)	0	1	18.00	1	1	0	0	0	0	2.0	5	4	4	1	0	2	2	0	0	.455
2023	Jersey Shore (A+)	0	0	2.81	5	5	0	0	0	0	16.0	15	6	5	0	1	5	17	2	0	.259
2023	Lehigh Valley (AAA)	0	0	0.00	1	1	0	0	0	0	2.2	2	0	0	0	0	3	3	0	0	.222
2023	2023 Totals	0	1	3.86	9	9	0	0	0	0	25.2	24	12	11	1	2	10	28	2	0	.253
2024	FCL-Phillies (ROK)	0	0	0.00	2	1	0	0	0	0	3.0	2	0	0	0	0	1	4	0	0	.222
2024	Clearwater (A)	0	0	0.00	1	1	0	0	0	0	3.0	1	0	0	0	0	1	4	1	0	.091
2024	Reading (AA)	0	4	6.29	11	9	0	0	0	0	34.1	38	27	24	6	5	21	39	6	1	.271
2024	2024 Totals	0	4	5.36	14	11	0	0	0	0	40.1	41	27	24	6	5	23	47	7	1	.256
	Career Totals	0	6	4.48	29	23	0	0	0	0	78.1	75	43	39	8	7	36	90	10	1	.253



PAUL MCINTOSH

Catcher

B-T: R-R

HT: 5-11; WT: 220

OPENING DAY AGE: 27

BORN: November 20, 1997 in Atlanta, GA

HOW OBTAINED: Trade (2024)

SCHOOL: West Virginia

CAREER TRANSACTIONS

- Signed by the Miami Marlins as an undrafted free agent out of West Virginia on July 24, 2021
- Traded to the Philadelphia Phillies, along with Jesus Luzardo, on December 22, 2024, in exchange for Emaarion Boyd and Starlyn Caba

2024

- Spent entire season with Pensacola (AA) in the Marlins system, appearing in 117 games
- Invited to major league spring training by the Marlins
- Over 21 day games, slashed .303/.398/.421 (.819 OPS) (88 PA)
- Across 21 games in June, posted a .324/.402/.549 (.951 OPS) slash line, with four doubles, four home runs and 13 RBI (82 PA)
- Slashed .341/.364/.488 (.852 OPS) with three doubles, one home run and six RBI over 11 September contests
- Hit .277 (26-94) vs LHP and .238 (77-324) against RHP
- Posted six multi-run games, including three runs on July 31 at Chattanooga and a season-high four runs Apr. 7 vs Mississippi
- Compiled 29 multi-hit games, including a trio of three-hit games and a season-best four hits May 16 at Montgomery
- Slugged two home runs Aug. 31 vs Mississippi
- Posted 13 multi-RBI games, including five three-RBI games and a four-RBI contest July 31 at Chattanooga
- Had a season-best eight-game hit streak from June 7-16 (14-32/.438)
- Made majority of appearances (47 games) at catcher, posting a .993 fielding percentage (3 E/403 TC), along with just two passed ball and throwing out 23% of attempted base stealers
- Also made appearances in LF (34 games) and DH (37)
- Finished the season with career-highs in games, at bats, hits and RBI

2023

- Split the season between three levels in the Marlins system, appearing in 77 games
- Invited by Marlins to major league spring training
- Began season with Pensacola (AA)
- On 7-day IL from May 9-June 20, which included rehab assignment with Jupiter (A)
- Promoted to Jacksonville (AAA) on June 20 and assigned back to Pensacola on Aug. 15 for remainder of season
- Played 14 games for Peoria in Arizona Fall League after the season
- On 4/30 at MTG: 5-6, 2R, 2B, HR and 4 RBI

2022

- Spent entire season with Pensacola (AA), playing in 90 games
- On 7-day IL from Aug. 6-16 and Sept. 15-end of season
- Posted two four-hit games on the season: June 7 at Birmingham and Sept. 8 at Tennessee
- Appeared in 69 games at catcher, along with one game at 1B and 20 contests at DH

2021

- Began professional career with FCL-Marlins (ROK)
- Made pro debut Aug. 11 at FCL-Nationals
- Promoted to Jupiter (A) on Aug. 12 for remainder of season
- Posted two hits, run, home run and five RBI in Jupiter debut Aug. 15 at Daytona Beach
- Appeared in 10 games at catcher, 10 at DH, three in LF and one at 1B

COLLEGE

- Played at West Virginia from 2019-21
- Appeared in 17 games for West Virginia Black Bears of MLB Draft League during the summer of 2021
- Began college career in 2018 at Motlow State CC in Tennessee
- Posted an .824 OPS with 17 XBH and 26 RBI over 45 games in final collegiate season in 2021
- Named Preseason All-Big 12 prior to 2020 season
- All-Big 12 Second Team following 2019 sophomore season
- Led team with 10 home runs in 2019, including one vs Texas A&M in NCAA Tournament on June 2
- Hit .331 (.510 OBP) with 16 home runs over 55 games at Motlow State CC as freshman in 2018
- Drafted by Los Angeles Angels in 34th round (1,021st overall) of 2018 draft, but did not sign

HIGH SCHOOL/PERSONEL

- Attended Dade Christian High School and played for Richard Cook
- Two-time Rawlings-Perfect Game Honorable Mention All-American
- Earned Florida All-Region Second Team honors in 2017 and honorable mention accolades in 2016
- Played football for two seasons in high school
- Parents are Toddrick and Marjorie McIntosh
- Has one brother and sister
- Majored in sport management at West Virginia

CAREER HIGHS

Hits: 5 (4/30/23, PNS at MTG)

RBI: 5 (8/15/21, JUP at DBT)

Runs: 4 (4/7/24, PNS vs MIS)

SB: 2 (4/29/22, PNS at BLX)

HR: 2 (x2, Last 8/31/24, PNS vs MIS)

Strikeouts: 4 (5/8/22, PNS at MIS)

PAUL MCINTOSH'S CAREER STATISTICS

YEAR	CLUB	AVG	G	AB	R	H	2B	3B	HR	RBI	BB	SO	SB	CS	OBP	SLG	OPS	HBP	SAC
2021	FCL-Marlins (ROK)	.000	1	1	0	0	0	0	0	0	0	0	0	0	.500	.000	.500	1	0
2021	Jupiter (A)	.253	23	75	14	19	6	2	6	20	15	20	0	0	.394	.627	1.021	3	0
2021	2021 Totals	.250	24	76	14	19	6	2	6	20	15	20	0	0	.396	.618	1.014	4	0
2022	Pensacola (AA)	.258	90	318	66	82	25	1	13	51	55	75	10	5	.379	.465	.844	8	0
2023	Jupiter (A)	.238	11	42	4	10	5	0	1	7	7	19	0	0	.347	.429	.776	0	0
2023	Pensacola (AA)	.255	38	137	24	35	2	0	8	26	23	34	3	2	.373	.445	.818	4	0
2023	Jacksonville (AAA)	.230	28	100	17	23	0	0	5	13	13	32	0	0	.333	.380	.713	3	0
2023	2023 Totals	.244	77	279	45	68	7	0	14	46	43	85	3	2	.355	.419	.774	7	0
2024	Pensacola (AA)	.246	117	418	50	103	18	2	12	55	50	95	8	3	.340	.385	.725	10	0
	Career Totals	.249	308	1091	175	272	56	5	45	172	163	275	21	10	.359	.434	.793	29	0



AIDAN MILLER

Shortstop

B-T: R-R

HT: 6-1; WT: 205

OPENING DAY AGE: 20

BORN: June 9, 2004 in Dunedin, FL

HOW OBTAINED: 1st Round (2024)

SCHOOL: Mitchell High School (New Port Richey, FL)

CAREER TRANSACTIONS

- Selected by the Philadelphia Phillies in the first round (27th overall) of the 2023 draft out of Mitchell High School in New Port Richey, Florida. Signed with the Phillies on July 18, 2023.

2024

- Began season with Clearwater (A), and also played for Jersey Shore (A+) and Reading (AA)
- Promoted to Jersey Shore on June 11 and to Reading on Sept. 3
- Selected to play in the All-Star Futures game in Arlington, Texas
- Posted identical .309 batting averages in April and May for Clearwater; while putting up 10 doubles, 16 RBI and a 1.066 OPS over 19 May games
- Slashed .299/.370/.536 (.906 OPS), with three home runs, 13 extra-base hits and 16 RBI over 25 August games with Jersey Shore. Was named South Atlantic League Player of the Month of August
- Posted a .303/.459/.513 (.972 OPS) slash line against LHP, but hit eight-of-11 home runs against RHP
- Didn't hit below third spot in batting order all season
- With RISP, compiled a .327/.454/.529 (.983 OPS) slash line, with 45 RBI and 14 extra-base hits; with RISP + 2 Outs, hit .375 (12-32)
- Put up 13 multi-run games, which included a four-RBI contest on Apr. 17 at Dunedin
- Posted 23 multi-hit games, which included two four-hit games (Apr. 17 at DUN and May 8 at TAM), and also a five-hit game Sept. 1 vs Hudson Valley, in what was his final game with Jersey Shore
- Had three games with two doubles (May 3 at LAK, May 8 at TAM and May 17 vs DBT)
- Homered on back-to-back days Aug. 15-16 vs Winston-Salem
- Had 17 multi-RBI contests, which included two games with four RBI (May 8 at TAM and May 29 vs LAK)
- Swiped a season-high two bases Apr. 9 vs Fort Myers
- Base hit and RBI in Double-A debut Sept. 3 vs Erie
- Hit, RBI and first Double-A run Sept. 4 vs Erie
- Had a four-game hitting streak to begin Double-A tenure Sept. 3-6
- Played only shortstop in the field, appearing in 90 games and committing 20 errors in 770.2 innings and 335 total chances (.940%)
- Participated in Phillies High Performance Camp after season
- Ranked as Phillies No. 1 Prospect by MLB Pipeline after season

2023

- Began pro career with FCL-Phillies (ROK)
- Made pro debut July 27 vs FCL-Tigers and had three hits (2 doubles)
- Promoted to Clearwater (A) on Aug. 24
- Reached base in 19-of-20 games with Threshers
- Slashed .348/.360/.565 (.925 OPS) in six playoff games

HIGH SCHOOL/PERSONEL

- Signed with the Phillies above slot value at \$3.1 million
- Played at JW Mitchell High School in Florida
- Was named MVP of 2022 Perfect Game All-American Classic
- Was committed to play collegiately at Arkansas
- Played for USA Baseball in U-15 and U-18 World Cup
- Awarded Perfect Game USA's Jackie Robinson Award
- Missed start of senior season due to broken hamate bone

CAREER HIGHS

Hits: 5 (9/1/24, JS vs HV)

Runs: 4 (4/17/24, CLR at DUN)

HR: 1 (9/1/24, JS vs HV)

RBI: 4 (x2, Last 5/29/24, CLR vs LAK)

SB: 2 (4/9/24, CLR vs FTM)

Strikeouts: 3 (x4, Last 7/31/24, JS at HV)

AIDAN MILLER'S CAREER STATISTICS

YEAR	CLUB	AVG	G	AB	R	H	2B	3B	HR	RBI	BB	SO	SB	CS	OBP	SLG	OPS	HBP	SAC
2023	FCL-Phillies (ROK)	.414	10	29	6	12	2	0	0	2	6	5	0	0	.528	.483	1.011	1	0
2023	Clearwater (A)	.216	10	37	4	8	1	1	0	0	6	10	4	1	.341	.297	.638	1	0
2023	2023 Totals	.303	20	66	10	20	3	1	0	2	12	15	4	1	.425	.379	.804	2	0
2024	Clearwater (A)	.275	39	149	28	41	16	0	5	26	26	39	10	1	.401	.483	.884	6	0
2024	Jersey Shore (A+)	.258	58	225	35	58	12	6	6	32	30	57	12	4	.353	.444	.797	3	0
2024	Reading (AA)	.190	5	21	1	4	0	0	0	2	0	4	1	0	.227	.190	.417	1	0
2024	2024 Totals	.261	102	395	64	103	28	6	11	60	56	100	23	5	.366	.446	.812	10	0
	Career Totals	.267	122	461	74	123	31	7	11	62	68	115	27	6	.375	.436	.811	12	0



ROBERT MOORE

Second Base/Shortstop

B-T: S-R

HT: 5-7; WT: 170

OPENING DAY AGE: 23

BORN: March 31, 2022 in Leawood, KS

HOW OBTAINED: Trade (2022)

SCHOOL: Arkansas

CAREER TRANSACTIONS

- Selected by the Milwaukee Brewers in the CB-B Round (72nd overall) of the 2022 draft out of the University of Arkansas. Signed with the Brewers on Aug. 1, 2022
- Traded to the Philadelphia Phillies, along with Hendry Mendez, for Oliver Dunn on Nov. 14, 2023, from the Milwaukee Brewers

2024

- Spent entire season with Reading (AA), appearing in 107 games
- Opened season as Phillies No. 26 Prospect (MLB Pipeline)
- Hit .268 (53-198) over 56 home games, compared to a .210 average (38-181) across 51 road contests
- Over nine September games, slashed .364/.432/.394 (.826 OPS)
- Hit .258 (84-325) with all nine home runs and 39-of-41 RBI vs RHP/as LHH, compared to .130 (7-52) vs LHP/as RHH
- Posted a .400/.525/.733 (1.258 OPS) slash line over 11 games and 40 PA as the ninth hitter in the lineup
- Posted a .288 average and .824 OPS in 190 PA's against relief pitchers, compared to a .204 average and .583 OPS in 245 PA's vs starters
- Compiled nine multi-run games
- Posted 24 multi-hit games, which included a trio of three-hit contests (July 14 vs AKR, Aug. 7 at AKR and Sept. 8 vs ERI)
- Had a season-high two doubles May 15 at RIC and June 7 vs HBG
- Hit two home runs, along with a grand slam June 1 at HFD, where he also scored two runs, had five RBI and stole two bases
- Posted nine multi-RBI games, including a season-high five RBI June 1 at Hartford
- Stole a season-best two bases June 1 at Hartford and July 14 vs Akron
- Appeared in 45 games at second base and 61 contests at shortstop
- In 373 innings at second base, had just one error and a .994 fielding percentage (178 total chances)
- Awarded as Fightin Phils' Pepsi Stolen Base Leader at end of season
- Paced the team in doubles with 20
- Led the team and was second in Eastern League in caught stealings with 11
- Had a bases-loaded walk-off walk May 8 vs Hartford
- Hit first home run of season on May 25, which was his first homer since Aug. 23, 2023, with Wisconsin in the Brewers organization
- Nine-game hit streak from Apr. 9-21 and 12-game on-base streak from Apr. 9-24
- Career-high three errors Apr. 30 at Portland

2023

- Spent season with Wisconsin (A+) in Brewers organization
- Made 71 starts as second base, 43 at shortstop and 11 at third base
- Earned 114 hits and 62 RBI

2022

- Began professional career with ACL-Brewers Blue (ROK)
- Transferred to ACL-Brewers Gold (ROK) on Aug. 2 and back to blue on Aug. 5
- Promoted to Carolina (A) on Aug. 9

COLLEGE

- Played at Arkansas from 2020-22
- In junior year, first Razorback to win a Gold Glove Award from ABCA/Rawlings
- Named to 2022 SEC All-Defensive Team, committing only two errors in 264 total chances (.992%)
- Had a 31-game on-base streak in 2022
- Baseball America Freshman All-American Second-Team in 2021
- In 2021, named to All-SEC First Team, Newcomer All-SEC Team, SEC Defensive Team and Fayetteville Regional All-Tournament Team
- First in program history to earn Freshman All-American in multiple seasons
- Collegiate Baseball Newspaper Freshman All-American in 2020
- Early enrollee at Arkansas in 2020, starting 16 games
- Teammates with former R-Phil Casey Martin in 2020 at Arkansas

HIGH SCHOOL/PERSONEL

- Ranked as No. 1 Player in Kansas and No. 20 in Nation by Perfect Game
- Competed in 2019 Perfect Game All-American Classic
- Played for 15U USA National Team in summer of 2018
- Played in first-ever High School All-Star Home during MLB's All-Star Weekend in Cleveland in 2019
- Member of USA Baseball's National Development Team
- Father, Dayton Moore, was previously the Kansas City Royals President of Baseball Operations from 2006-22; currently is the Senior Advisor of Baseball Operations for the Texas Rangers

CAREER HIGHS

Hits: 4 (8/26/23, WIS vs QC)

Runs: 3 (8/26/23, WIS vs QC)

HR: 2 (6/1/24, REA at HFD)

RBI: 5 (6/1/24, REA at HFD)

SB: 2 (x4, Last 7/14/24, REA vs AKR)

Strikeouts: 3 (x12, Last 8/30/24, REA at SOM)

ROBERT MOORE'S CAREER STATISTICS

YEAR	CLUB	AVG	G	AB	R	H	2B	3B	HR	RBI	BB	SO	SB	CS	OBP	SLG	OPS	HBP	SAC
2022	ACL-Brewers (ROK)	.250	1	4	2	1	0	0	0	1	1	1	1	0	.400	.250	.650	0	0
2022	ACL-Brewers (ROK)	.091	3	11	1	1	1	0	0	1	1	1	0	0	.231	.182	.413	1	0
2022	Carolina (A)	.264	27	110	14	29	8	0	3	14	13	28	6	2	.352	.418	.770	2	0
2022	ACL Totals	.133	4	15	3	2	1	0	0	2	2	2	1	0	.278	.200	.478	1	0
2022	2022 Totals	.248	31	125	17	31	9	0	3	16	15	30	7	2	.343	.392	.735	3	0
2023	Wisconsin (A+)	.233	123	490	68	114	33	3	8	62	55	108	26	13	.321	.361	.682	11	2
2024	Reading (AA)	.240	107	379	48	91	20	0	9	41	39	73	19	11	.323	.364	.687	9	5
	Career Totals	.237	261	994	133	236	62	3	20	119	109	211	52	26	.325	.366	.691	23	7



WESLEY MOORE

Left Handed Pitcher

B-T: L-L

HT: 6-2; WT: 200

OPENING DAY AGE: 25

BORN: September 5, 1999 in Surrey, BC, Canada

HOW OBTAINED: Free Agent (2022)

SCHOOL: Kansas State

CAREER TRANSACTIONS

- Signed by the Philadelphia Phillies as an undrafted free agent on November 9, 2022 out of Kansas State

2024

- Began season with Jersey Shore (A+), making nine appearances
- Promoted to Reading (AA) on May 7, made 16 appearances with Fightin Phils over remainder of season
- On 7-day IL from May 19 to July 30, which included rehab appearance with Jersey Shore, where he appeared in three games
- Across seven April outings, posted a 1.13 ERA (1 ER, 8.0 IP)
- Did not allow an earned run over four September appearances (5.0 IP)
- Held LHH to .231 (9-39) and RHH to .227 (15-66)
- Limited opponents to .185/.254/.308 (.562 OPS) with bases empty
- Had 18 strikeouts over 10.1 IP with Jersey Shore (15.67 SO/9.0 IP)
- Struck out the side in Double-A debut May 7 vs Hartford
- Double-A high two innings of scoreless baseball Sept. 3 vs ERI
- Finished season with five-straight scoreless outings and one hit allowed over final six innings pitched
- Pitched in Arizona Fall League after the season

2023

- Began professional career with Clearwater (A)
- Named Phillies Minor League Pitcher of the Month for May, allowing only two-earned runs in 13.2 IP and striking out 22-of-59 batters faced (37%)
- Promoted to Jersey Shore (A+) June 12
- On IL with left thoracic spine strain from Sept. 3-19
- Amongst Phillies minor leaguers with at least 50-innings pitched, ranked first in ERA and opposint average, second in strikeouts per nine innings pitched and third in strikeout percentage

COLLEGE

- Spent two seasons at California State University Northridge, appearing in 32 games
- Took a no-hitter into the eighth inning before finishing game with two-hit shutout in 2019
- Transferred to Kansas State in 2020, but did not appear in any games due to NCAA transfer rules
- In 2021, made two relief appearances before getting injured
- In 2022, appeared in 10 games with 6.50 ERA, 33 strikeouts and 25 walks
- Struck out a season-high eight batters against Creighton
- Graduated from Kansas State in 2022
- Initially intended to return to Kansas State in 2023, but was ruled out of eligibility in fall of 2022

HIGH SCHOOL/PERSONAL

- Attended Vauxhall High School in Vauxhall, Alberta, Canada
- Named to Team Canada Junior National Team and pitched in the 18U World Junior Cup
- Appeared in three games and compiled a 1-1 record with a 4.76 ERA

CAREER HIGHS

IP (Start): N/A

SO: 6 (5/4/23, CLR vs LAK)

IP (Relief): 2.0 (x12, Last 9/3/24, REA vs ERI)

BB: 4 (8/9/24, REA at AKR)

ER: 4 (8/9/24, REA at AKR)

Hits: 4 (5/11/24, REA vs HFD)

WESLEY MOORE'S CAREER STATISTICS

YEAR	CLUB	W	L	ERA	G	GS	CG	SH	SV	SVO	IP	H	R	ER	HR	HB	BB	SO	WP	BK	AVG
2023	Clearwater (A)	4	0	0.72	17	0	0	0	2	6	25.0	14	7	2	0	4	12	39	7	0	.157
2023	Jersey Shore (A+)	0	1	1.91	25	0	0	0	3	4	28.1	20	7	6	3	3	15	40	0	1	.194
2023	2023 Totals	4	1	1.35	42	0	0	0	5	10	53.1	34	14	8	3	7	27	79	7	1	.177
2024	Jersey Shore (A+)	0	0	2.70	12	0	0	0	1	1	13.1	10	4	4	1	1	3	18	0	0	.204
2024	Reading (AA)	0	0	5.65	16	0	0	0	0	2	14.1	14	9	9	2	2	7	15	1	0	.250
2024	2024 Totals	0	0	4.23	28	0	0	0	1	3	27.2	24	13	13	3	3	10	33	1	0	.229
	Career Totals	4	1	2.33	70	0	0	0	6	13	81.0	58	27	21	6	10	37	112	8	1	.195



GABE MOSSER

Right Handed Pitcher

B-T: R-R

HT: 6-4; WT: 185

OPENING DAY AGE: 28

BORN: June 8, 1996 in Allentown, PA

HOW OBTAINED: Free Agent (2024)

SCHOOL: Shippensburg

CAREER TRANSACTIONS

- Selected by the San Diego Padres in the 27th round (801st overall) of the 2018 draft out of Shippensburg. Signed with the Padres on June 14, 2018.

2024

- Spent season with El Paso (AAA) in the San Diego organization
- Led all Padres minor leaguers in IP, was tied for lead in starts and ranked seventh in strikeouts
- Pitched for Peoria in the Arizona Fall League after the season

2023

- Pitched for San Antonio (AA)
- Wwas on the IL (right-elbow surgery) from beginning of season to July 5
- Made rehab assignments with ACL-Padres (ROK) and Lake Elsinore (A)

2022

- Began the season with San Antonio before being placed on the IL (right-elbow surgery) on May 12 and missing the remainder of the season

2021

- Spent the entire year with Fort Wayne (A)
- Ranked second on club in starts and T-4th in strikeouts
- Was on IL (right elbow strain) from July 17 to Aug. 12

2020

- Did not pitch as season was cancelled due to COVID-19 Pandemic

2019

- Began season with Fort Wayne
- Transferred to Lake Elsinore on July 6

2018

- Began professional career with Tri-City (A)
- Made his pro debut on June 18 at Salem-Keizer and pitched a perfect inning of relief
- Was transferred to Fort Wayne on Aug. 22
- Combined for a 1.70 ERA (8 ER, 42.1 IP) and a 1.04 WHIP in his 19 relief appearances between both clubs

COLLEGE

- Pitched at Shippensburg University from 2015-18
- Posted a 2.62 ERA in 2017 and followed with a 3.28 ERA as senior in 2018
- Pitched for Alexandria in Cal Ripken League and Brewster in Cape Code League during summer of 2015
- Pitched for Waynesboro in Valley League during summer of 2017
- Named PSAC Eastern Division Freshman of the Year in 2015

HIGH SCHOOL/PERSONAL

- Earned two varsity letters at Parkland High School
- Named to 2014 All-State First Team
- Named 2014 Morning Call Player of the Year
- Hold single-seaasn records in wins and strikeouts and high school career records for shutouts, ERA and strikeouts
- Full name is Gabriel Michael Mosser
- Parents are Craig and Teresa Mosser
- Majored in supply chain management at Shippensburg
- Has one sister, Kayla

CAREER HIGHS

IP (Start): 7.0 (x4, Last 8/22/24, ELP at OKC) SO: 9 (x2, Last 7/30/24, ELP vs OKC)

IP (Relief): 5.0 (x2, Last 5/19/21, FW vs LAN) BB: 4 (x6, Last 9/3/24, ELP at RNO)

ER: 8 (7/24/24, ELP at SL) Hits: 11 (6/25/19, FW vs SB)

GABE MOSSER'S CAREER STATISTICS

YEAR	CLUB	W	L	ERA	G	GS	CG	SH	SV	SVO	IP	H	R	ER	HR	HB	BB	SO	WP	BK	AVG
2018	Tri-City (A Short)	2	1	2.37	16	0	0	0	1	1	30.1	26	8	8	3	0	7	41	1	1	.230
2018	Fort Wayne (A Full)	1	1	0.00	3	0	0	0	0	0	12.0	8	1	0	0	0	3	18	0	0	.182
2018	2018 Totals	3	2	1.70	19	0	0	0	1	1	42.1	34	9	8	3	0	10	59	1	1	.217
2019	Fort Wayne (A Full)	4	5	4.25	14	14	0	0	0	0	72.0	80	42	34	4	3	12	76	4	1	.275
2019	Lake Elsinore (A Adv)	3	0	4.00	8	5	0	0	0	0	36.0	40	20	16	5	1	13	34	1	0	.286
2019	2019 Totals	7	5	4.17	22	19	0	0	0	0	108.0	120	62	50	0	4	25	110	5	1	.278
2021	Fort Wayne (A+)	4	8	4.39	21	14	0	0	0	0	80.0	80	42	39	7	4	23	72	7	1	.261
2022	San Antonio (AA)	0	1	4.94	5	5	0	0	0	0	23.2	27	14	13	4	1	8	12	1	0	.293
2023	ACL-Padres (ROK)	2	0	3.00	6	2	0	0	0	0	12.0	16	8	4	1	0	2	19	0	0	.302
2023	Lake Elsinore (A)	0	1	8.10	1	1	0	0	0	0	3.1	5	4	3	0	0	3	3	0	0	.333
2023	San Antonio (AA)	1	4	4.97	10	9	0	0	0	0	38.0	43	26	21	10	2	15	31	3	0	.285
2023	2023 Totals	3	5	4.73	17	12	0	0	0	0	53.1	64	38	28	11	2	20	53	3	0	.292
2024	El Paso (AAA)	7	7	5.40	28	26	0	0	0	0	133.1	146	83	80	15	4	48	103	2	1	.279
	Career Totals	24	28	4.45	112	76	0	0	1	1	440.2	471	248	218	49	15	134	409	19	4	.272



ANDRICK NAVA

Catcher

B-T: S-R

HT: 5-11; WT: 175

OPENING DAY AGE: 23

BORN: October 6, 2021 in Cabimas, Venezuela

HOW OBTAINED: International Free Agent (2018)

SCHOOL: N/A

CAREER TRANSACTIONS

- Signed by the Philadelphia Phillies as an international free agent on July 2, 2018 out of Venezuela

2024

- Began season with Jersey Shore (A+), playing in 39 games
- Promoted to Reading (AA) on June 11, appearing in 22 games
- On 7-day IL from July 13-August 15, which included rehab assignment with Jersey Shore
- Across 14 May games, posted a .349/.415/.512 (.927 OPS) slash line with four doubles, one home run and seven RBI
- Went five-for-16 (.313) over four September games
- Posted a .324/.385/.465 (.850 OPS) slash line when batting with two outs
- Hit .307 over first 36 games of season, and .193 over final 24 contests
- Season-high three runs May 24 at Aberdeen, had three multi-run games
- Had 11 multi-hit games, including three three-hit contests
- Posted seven multi-RBI games, including two three-RBI contests
- Played 43 games at catcher, and posted a .989 fielding percentage over 372.0 innings and threw out 18-78 would-be base stealers (23.1%); also played three contests at first base and had no errors
- Three hits and home run May 28 vs Brooklyn and Apr. 6 vs Aberdeen
- First Double-A hit in first start June 13 vs Portland
- Pitched in loss July 9 vs Akron (1.0 IP, 1 ER)
- Played for Zulia in Venezuelan Winter League after season

2023

- Spent entire season with Jersey Shore (A+), setting a career-high in games played with 64
- Two hits and home run Aug. 31 vs Aberdeen and Aug. 27 at Wilmington
- Three hits and three RBI June 9 vs Hudson Valley
- Homered and drove in four runs May 17 vs Wilmington
- Played for Adelaide in Australian Baseball League after season

2022

- Began season with Jersey Shore (A+), transferred to Clearwater (A) on June 6
- On IL with right-thumb contusion from June 30-July 6
- Transferred back to Jersey Shore on Aug. 5
- Hit three of his four home runs for the season in July

2021

- On the IL for entire season with right-shoulder labrum sprain
- Appeared in three games with FCL-Phillies (ROK) on rehab assignment in July

2020

- Did not play as season was cancelled due to COVID-19 Pandemic
- Participated in the Florida Instructional League

2019

- Led all Phillies short-season minor leaguers (minimum 150 at bats) with a .333 batting average
- Ranked sixth in the Gulf Coast League in average and hits, and was tied for 10th in games played
- Began professional career with GCL-Phillies West (ROK)
- Recorded a 15-game hitting streak from July 13 through Aug. 2, ranking as the longest hitting streak in the Gulf Coast League
- Participated in the Florida Instructional League after the season
- Following the season, was named the number six prospect from the Gulf Coast League by Baseball America

CAREER HIGHS

Hits: 3 (x8, Last 5/28/24, JS vs BRK)

RBI: 4 (x2, Last 5/17/23, JS vs WIL)

Runs: 4 (7/17/19, G-PHW vs F-TIE)

SB: 1 (x2, Last 4/13/22, JS at BRK)

HR: 1 (x11, Last 6/9/24, JS at GBO)

Strikeouts: 4 (7/30/24, JS at HV)

ANDRICK NAVA'S CAREER STATISTICS

YEAR	CLUB	AVG	G	AB	R	H	2B	3B	HR	RBI	BB	SO	SB	CS	OBP	SLG	OPS	HBP	SAC
2019	GCL-Phillies (ROK)	.314	44	156	25	49	6	0	1	20	8	20	1	1	.349	.372	.721	1	0
2021	FCL-Phillies (ROK)	.333	3	6	0	2	1	0	0	0	0	2	0	0	.333	.500	.500	0	0
2022	Clearwater (A)	.237	32	114	12	27	3	0	4	19	10	25	0	0	.298	.368	.368	0	0
2022	Jersey Shore (A+)	.243	22	70	8	17	4	1	0	8	10	13	1	0	.329	.329	.329	0	0
2022	2022 Totals	.239	54	184	20	44	7	1	4	27	20	38	1	0	.311	.353	.353	0	0
2023	Jersey Shore (A+)	.221	64	208	16	46	10	0	3	27	34	45	0	1	.333	.313	.313	2	0
2024	Jersey Shore (A+)	.281	39	135	16	38	9	1	3	25	16	31	0	0	.353	.430	.430	1	0
2024	Reading (AA)	.210	22	62	3	13	1	0	0	3	11	9	0	1	.338	.226	.226	1	0
2024	2024 Totals	.259	61	197	19	51	10	1	3	28	27	40	0	1	.348	.365	.365	2	0
	Career Totals	.256	226	751	80	192	34	2	11	102	89	145	2	3	.335	.350	.350	5	0



DANTE NORI

Outfielder

B-T: L-L

HT: 5-10; WT: 190

OPENING DAY AGE: 20

BORN: October 7, 2004 in Toronto, Ontario, Canada

HOW OBTAINED: First Round (2024)

SCHOOL: Northville High School (Michigan)

CAREER TRANSACTIONS

- Selected by the Philadelphia Phillies in the first round (27th overall) of the 2024 draft out of Northville High School in Michigan. Signed with the Phillies on July 23, 2024.

2024

- Spent first professional season with Clearwater (A), playing in 14 games after being selected in first round of draft
- Made pro debut Aug. 13 vs Tampa, having a hit, run and two RBI
- Collected at least one hit and one run in each of his first three professional games
- Had three-straight two-hit games from Aug. 24-28, going 6-14 (.429) over that stretch
- Posted a season-best four-game hit streak from Aug. 24-31 (.438)
- Had at least one hit in nine of the 14 games he played in
- Posted one multi-run games, a season-high two runs Aug. 18 vs Tampa
- Finished his first pro season with three multi-hit games, all two hits
- First professional extra-base hit, and only XBH on season, was a triple Aug. 14 vs Tampa
- Compiled two multi-RBI games, both with two RBI on Aug. 13 vs Tampa and Aug. 27 at Fort Myers
- Walked a season-high three times Aug. 31 at Fort Myers, also had four two-walk games; combined to draw at least one walk in 10-of-14 games played in
- Had just 14 strikeouts in 66 plate appearances; and posted more walks (16) than strikeouts (14) in rookie season
- Went four-for-six on the base paths as a base stealer
- Posted a .455 average (5-11) in three away games
- Combined to slash .375/.545/.375 (.920 OPS) against LHP (11 PA)
- With RISP, slashed .500/.682/.500 (1.182 OPS), with nine RBI (22 PA)
- Went four-for-10 (.400) when batting with two outs
- Appeared in games in CF (12), LF (1) and DH (1)
- Had a perfect fielding percentage over 19 total chances and added one outfield assist
- Finished the season ranked as the Phillies No. 6 Prospect, accoring to MLB Pipeline

HIGH SCHOOL/PERSONAL

- Born in Toronto, Ontario, Canada
- Attended Northville High School in Northville, Michigan
- Signed with the Phillies for \$2.5 million
- Dad, Micah Nori, is a coach for the Minnesota Timberwolves
- Has a sister, Mia
- Grandson of Fred Nori, who was an assistant coach at Indiana and recruited Kyle Schwarber to the Hoosiers
- Won a Division 1 Championship during spring of 2024 as a senior in high school
- Formerly was a Mississippi State commit

CAREER HIGHS

Hits: 2 (x3, Last 8/28/24, CLR at FTM)

RBI: 2 (x2, Last 8/27/24, CLR at FTM)

Runs: 2 (8/18/24, CLR vs TAM)

SB: 1 (x4, Last 8/28/24, CLR at FTM)

HR: N/A

Strikeouts: 2 (x4, Last 8/24/24, CLR vs DUN)

DANTE NORI'S CAREER STATISTICS

YEAR	CLUB	AVG	G	AB	R	H	2B	3B	HR	RBI	BB	SO	SB	CS	OBP	SLG	OPS	HBP	SAC
2024	Clearwater (A)	.240	14	50	10	12	0	1	0	9	16	14	4	2	.424	.280	.704	0	0
	Career Totals	.240	14	50	10	12	0	1	0	9	16	14	4	2	.424	.280	.704	0	0



MITCH NEUNBORN

Right Handed Pitcher

B-T: R-R

HT: 6-0; WT: 190

OPENING DAY AGE: 27

BORN: June 27, 1997 in Johannesburg, South Africa

HOW OBTAINED: Free Agent (2023)

SCHOOL: North Iowa Community College (IA)

CAREER TRANSACTIONS

- Signed by the Philadelphia Phillies as an International Free Agent on June 5, 2023.

2024

- Began season with Reading (AA), made 14 appearances before being sent to Jersey Shore (A+) on June 1
- Made 14 appearances with Jersey Shore, all starts, posting a 2.39 ERA
- Promoted back to Reading on Sept. 12, made one start with Reading to finish season
- Had multiple stints on the Development List: Apr. 8-16, Aug. 31-Sept. 6 and Sept. 13-end of season
- Posted a 2.35 ERA over 12 home appearances, compared to a 3.74 ERA over 17 road outings
- Compiled a 1.84 ERA (3 ER, 14. 2 IP) over four June starts
- Had a 0.98 ERA (3 ER, 27.2 IP) across five August starts
- Posted a 2.32 ERA (19 ER, 73.2 IP) over 15 starts, compared to 6.62 ERA (13 ER, 17.2 IP) across 14 relief appearances
- Had a 4.40 ERA (14 ER, 28.2 IP) over first 17 outings, then a 2.59 ERA (18 ER, 62.2 IP) over final 12 appearances
- Held RHH to .205/.289/.292 (.581 OPS) slash line
- Limited opposing hitters to an under .200 average in the first three innings of games (.143 first inning, .130 second inning and .197 third inning)
- Went a season and career-high 6.2 IP on Aug. 16 vs Winston Salem, while earning a win
- Struck out season-high eight batters on three occasions, most recently in final Jersey Shore start on Sept. 6 at Aberdeen in a no-decision
- Stretch of 10-straight decisions from June 25-Aug. 29, going 5-5
- Won three-straight starts from July 10-26
- In first start back with Reading and final one of season on Sept. 12 at Harrisburg, earned win (1 R, 3 H, 5 SO, 6.0 IP)
- Named to Team Australia Roster for Premiere12 Tournament
- Played for Adelaide Giants in Australians Baseball League in winter

2023

- Pitched for Austalia in World Baseball Classic
- Began professional career with Jersey Shore (A+) in June
- Named South Atlantic League Pitcher of the Week (Aug. 28-Sept. 3), striking out 10 over 5.0 IP on Aug. 31 vs Aberdeen
- His .172 average against was best on team
- Made sixth-most starts on Jersey Shore

- Made one postseason start
- Pitched for Scottsdale in Arizona Fall League

2022

- Spent winter pitching for Adelaide Giants on Australian Baseball League
- Made 13 relief appearances and went 3-0, with 2.25 ERA
- Struck out 40 over 28-innings pitched and issued 17 walks
- Struck out 12.9 hitters per nine innings and had a 2.35 SO/BB

2021

- Did not pitch

2020

- Spent winter with Adelaide in Australian Baseball League, going 3-2, with a 1.75 ERA over five games (all starts)
- Earned a decision in every game he appeared in
- Tossed 25.2 IP and picked up 29 strikeouts and just six walks
- 10.2 SO/9.0 IP and 4.83 SO/BB

2019

- Pitched for Perth Heat in Australian Baseball League, going 0-1, with 1.86 ERA over four appearances and one start
- Nine strikeouts over 9.2 IP (8.4 SO/9.0 IP)
- Did not issue any walks and surrendered eight hits and two ER

COLLEGE

- Attended North Iowa Community College in 2017 as freshman and was only a hitter
- Appeared in 47 games, 157 at-bats, 52 hits, 39 RBI, 27 walks, 59 strikeouts and a .331/.435/.662 (1.097 OPS) slash line
- Pitched for Medford Rogues of Great West League in Oregon during summer of 2018, making two appearances and pitching a total of two innings (2 SO, 2 H, 1 ER)

CAREER HIGHS

IP (Start): 6.2 (8/16/24, JS vs WS) SO: 10 (8/31/23, JS vs ABD)
IP (Relief): 2.0 (x4, Last 5/11/24, REA vs HFD) BB: 5 (4/6/24, REA at BOW)
ER: 5 (x3, Last 4/6/24, REA at BOW) Hits: 8 (8/9/24, JS at WIL)

MITCH NEUNBORN'S CAREER STATISTICS

YEAR	CLUB	W	L	ERA	G	GS	CG	SH	SV	SVO	IP	H	R	ER	HR	HB	BB	SO	WP	BK	AVG
2023	Jersey Shore (A+)	3	4	3.38	16	10	0	0	0	1	42.2	26	16	16	3	3	14	54	4	3	.172
2024	Jersey Shore (A+)	5	5	2.39	14	14	0	0	0	0	67.2	50	26	18	5	3	24	70	3	4	.203
2024	Reading (AA)	2	1	5.32	15	1	0	0	0	1	23.2	28	22	14	2	1	18	26	4	1	.283
2024	2024 Totals	7	6	3.15	29	15	0	0	0	1	91.1	78	48	32	7	4	42	96	7	5	.226
	Career Totals	10	10	3.22	45	25	0	0	0	2	134.0	104	64	48	10	7	56	150	11	8	.210



MICAH OTTENBREIT

Right Handed Pitcher

B-T: R-R

HT: 6-4; WT: 190

OPENING DAY AGE: 21

BORN: May 7, 2003 in Dearborn, MI

HOW OBTAINED: Fourth Round (2021)

SCHOOL: Trenton High School (MI)

CAREER TRANSACTIONS

- Selected by the Philadelphia Phillies in the fourth round (114th overall) of the 2021 draft out of Trenton High School in Michigan. Signed with the Phillies on July 17, 2021.

2024

- Spent entire season with Clearwater (A), making 19 appearances, all of which were starts
- Had two stints on the Development List: Aug. 16-24 and Aug. 27 to end of season
- Had a 4.20 ERA (21 ER, 45.0 IP) over nine home starts, compared to a 5.51 ERA (30 ER, 49.0 IP) across 10 road appearances
- Over three April starts, went 1-0 with a 2.03 ERA (4 ER, 13.1 IP), while striking out 18 hitters and surrendering just 10 hits
- Posted a 2.59 ERA (7 ER, 24.1 IP) across four August starts
- Limited LHH to a .211 average (36-171)
- When pitching with a lead, opposing hitters were held to a .206 average (28-136)
- Opposing hitters had a slash line of .204/.323/.296 (.619 OPS) when batting with two outs (108 AB)
- Went a season-high 7.0 IP May 21 at St. Lucie (4 H, 2 ER, 6 SO)
- Allowed no runs over 6.2 IP Aug. 8 at Lakeland, and struck out five
- Tossed 6.0 IP on three occasions: June 29 vs Bradenton, Aug. 1 vs Jupiter and Aug. 24 vs Dunedin
- Went 5.0 IP of no-hit ball Apr. 17 at Dunedin, while striking out six, was named Florida State League Pitcher of the Week following start
- Struck out a season-best eight hitters over 6.0 IP Aug. 24 vs Dunedin
- Had seven strikeouts on three occasions: Apr. 24 vs Bradenton (4.2 IP), May 29 vs Lakeland (4.0 IP) and June 12 vs Tampa (4.0 IP)
- Finished the season with career highs in every major statistical category

2023

- Missed the entire season (right elbow surgery)
- Had a rehab assignment with FCL-Phillies (ROK)

2022

- Pitched in two games for Clearwater (A)
- Placed on IL (right elbow sprain) on May 10 and missed remainder of the season

2021

- Began professional career with the FCL-Phillies (ROK)
- Participated in the Florida Instructional League after the season

HIGH SCHOOL/PERSONAL

- 2021 graduate of Trenton High School in Michigan
- During his senior season, posted a 0.64 ERA and had 94 strikeouts in 54.2 IP (15.48 SO/9.0 IP)

CAREER HIGHS

IP (Start): 7.0 (5/21/24, CLR at SLU)

IP (Relief): 2.0 (9/17/21, F-PHI at F-BLU)

ER: 6 (x2, Last 5/7/24, CLR at TAM)

SO: 8 (8/24/24, CLR vs DUN)

BB: 4 (x2, Last 8/15/24, CLR vs TAM)

Hits: 8 (6/12/24, CLR vs TAM)

MICAH OTTENBREIT'S CAREER STATISTICS

YEAR	CLUB	W	L	ERA	G	GS	CG	SH	SV	SVO	IP	H	R	ER	HR	HB	BB	SO	WP	BK	AVG
2021	FCL-Phillies (ROK)	1	0	4.50	5	0	0	0	0	1	6.0	6	3	3	0	0	3	4	0	0	.273
2022	Clearwater (A)	0	1	7.94	2	2	0	0	0	0	5.2	6	5	5	1	1	5	4	0	1	.273
2023	FCL-Phillies (ROK)	0	0	11.57	2	2	0	0	0	0	2.1	3	3	3	0	2	2	0	0	1	.333
2024	Clearwater (A)	3	9	4.88	19	19	0	0	0	0	94.0	88	53	51	8	9	41	99	6	1	.246
	Career Totals	4	10	5.17	28	23	0	0	0	1	108.0	103	64	62	9	12	51	107	6	3	.251



AVERY OWUSU-ASIEDU

Outfielder

B-T: R-R

HT: 6-4; **WT:** 230

OPENING DAY AGE: 21

BORN: June 16, 2003 in Saskatoon, SK, Canada

HOW OBTAINED: Ninth Round (2023)

SCHOOL: Southern Illinois-Edwardsville

CAREER TRANSACTIONS

- Selected by the Philadelphia Phillies in the ninth round (283rd overall) of the 2023 draft out of Southern Illinois-Edwardsville. Signed with the Phillies on July 18, 2023.

2024

- Spent first full season with Clearwater (A), appearing in 98 games
- In the second inning of games, hit .308 (12-39), with two doubles, one home run and six RBI
- Posted seven multi-run games, all which he scored two runs
- Had eight multi-hit games, all having two hits
- Slugged first home run of season Apr. 16 at Dunedin
- Compiled two multi-RBI games, including a season-high three RBI Sept. 8 vs St. Lucie
- On Sept. 9 vs St. Lucie, had two hits, one run, home run and three RBI
- Walked a season-best three times Apr. 17 at Dunedin
- Posted a season-high two stolen bases twice, Aug. 13 and 15 vs Tampa
- Began season on three-game hit streak (5-14), including two hits in two of first three games
- Appeared in games at all three outfield positions, but played majority of games in CF (84), while also appearing at LF (9) and RF (4)
- Committed just two errors over 194 total chances (.990%), while adding five outfield assists

2023

- Began his professional career with the FCL-Phillies (ROK)
- Made his pro debut July 27 vs FCL-Tigers and collected two doubles
- Hit first career home run in final game of season on Aug. 22 vs FCL-Blue Jays
- Career-high three hits Aug. 21 at FCL-Tigers

COLLEGE

- Played at Southern Illinois Edwards from 2021-23
- Played for Normal CornBelters in the Prospect Leafye during the summer of 2021
- Appeared in 40 games for the Elizabethton River Riders in the Appalachian League throughout the summer of 2022
- Spent summer of 2023 with the Lakeshore Chinooks of the Northwoods League
- Finished collegiate career with 27 home runs, which ranked sixth in SIUE's Division I history
- Ranked 10th in school's D-1 history with 104 career RBI and fourth with 30 career steals
- Second Team All-Ohio Valley Conference selection in 2023
- In 2023, finished second on team and tied for sixth in OVC with 15 home runs
- Appeared in 49 games in 2022 and hit .260
- Played in 43 games as a freshman in 2021, hitting .235

HIGH SCHOOL/PERSONAL

- Was a three-sport standout at Waukesha West High School, where he played basketball, baseball and soccer
- National Honor Society member
- Originally from England
- Also lived in Canada

CAREER HIGHS

Hits: 3 (8/21/23, F-PHI at F-TIG)

Runs: 2 (x8, Last 8/18/24, CLR vs TAM)

HR: 1 (x10, Last 9/8/24, CLR vs SLU)

RBI: 4 (x2, Last 6/4/24, CLR at BRD)

SB: 2 (x3, Last 8/15/24, CLR vs TAM)

Strikeouts: 4 (x2, Last 6/4/24, CLR at BRD)

AVERY OWUSU-ASIEDU'S CAREER STATISTICS

YEAR	CLUB	AVG	G	AB	R	H	2B	3B	HR	RBI	BB	SO	SB	CS	OBP	SLG	OPS	HBP	SAC
2023	FCL-Phillies (ROK)	.217	13	46	8	10	3	0	1	14	7	10	2	0	.327	.348	.675	1	0
2024	Clearwater (A)	.192	98	312	46	60	11	2	9	27	37	129	17	3	.287	.327	.614	5	1
	Career Totals	.196	111	358	54	70	14	2	10	41	44	139	19	3	.292	.330	.622	6	1



ANDREW PAINTER

Right Handed Pitcher

B-T: R-R

HT: 6-7; WT: 215

OPENING DAY AGE: 21

BORN: April 10, 2003 in Pompano Beach, FL

HOW OBTAINED: 1st Round (2021)

SCHOOL: Calvary Christian (FL)

CAREER TRANSACTIONS

- Selected by the Philadelphia Phillies in the first round (13th overall) of the 2021 draft out of Calvary Christian High School in Florida.

2024

- Did not pitch as he spent season recovering from Tommy John Surgery
- Pitched for Glendale in Arizona Fall League, went 2-0, with 2.30 ERA over six starts. Struck out 18 over 15.2 IP (10.3 SO/9.0 IP)
- Named Arizona Fall League Pitcher of the Year and to All-AFL Team

2023

- Went to Major League spring training as a non-roster invitee, making one start and pitching two innings
- Missed entire season (right elbow surgery)
- Underwent successful right elbow ulnar collateral ligament reconstruction with ulnar nerve transposition surgery on July 25
- Following season, was named No. 1 Prospect in Phillies Minor League system by Baseball America and rated as having the best fastball in the Phillies system

2022

- Named Paul Owens Award winner as the best pitcher in the Phillies minor league system
- Named Baseball America Minor League Pitcher of the Year and MLB Pipeline Pitcher of the Year
- Rated as having the best slider and control in Phillies system by Baseball America
- Selected as an MiLB.com Organization All-Star
- Led all Phillies minor leaguers in strikeouts (155), ERA (1.56, min: 50.0 IP) and WHIP (0.89, min: 50.0 IP)
- Was T-1st in CG (1) and SHO (1) and fourth in starts (22) and IP (103.2)
- Was first Phillies minor leaguer with a sub-1.60 ERA and at least 145 strikeouts since Cole Hamels in 2003
- Began season with Clearwater (A)
- Struck out 14 batters on Apr. 23 vs Tampa
- Promoted to Jersey Shore (A+) on June 6
- Tossed a shutout (7.0 IP) on Aug. 6 vs Hudson Valley
- Promoted to Reading (AA) on Aug. 21
- Struck out 38.7% of batters he faced (401) and walked only 6.2% (25)
- Averaged 13.46 SO/9.0 IP (103.2 IP)
- Following the season, was named the top prospect in Phillies minor league system by Baseball America and No. 1 pitching prospect in baseball by MLB.com

2021

- Following the season, was named the No. 2 prospect in the Phillies minor league system by Baseball America
- Began professional career with FCL-Phillies (ROK)
- Participated in the Florida Instructional League after the season

HIGH SCHOOL/PERSONAL

- 2021 graduate of Calvary Christian Academy (FL)
- Named 2021 Gatorade Florida Baseball Player of the Year and selected as a Baseball America High School All-American after going 6-1, with a 0.31 ERA while holding opponents to a .119 average during his senior season. Also struck out 93 batters over 47 innings (13.9 SO/7.0 IP)
- Committed to University of Florida during freshman year in 2018
- Played for USA Baseball 15U National Team in Panama in summer after freshman year, where he earned gold medal and was named to All-World team
- As sophomore in 2019, went 7-2 with a 1.43 ERA over 52.2 IP, leading Calvary Christian to 4A state championship
- Summer after sophomore year, was named to Under Armour All-America Baseball Game at Wrigley Field, being one-of-two juniors selected
- In 2020, his junior year, gave up one run and struck out 33 batters over 15.0 IP before season was cancelled due to COVID-19 pandemic

CAREER HIGHS

IP (Start): 7.0 (x3, Last 9/3/22, REA at HFD) SO: 14 (4/23/22, CLR vs TAM)
 IP (Relief): N/A BB: 5 (5/21/22, CLR vs FTM)
 ER: 5 (9/16/22, REA at ALT) Hits: 8 (9/3/22, REA at HFD)

ANDREW PAINTER'S CAREER STATISTICS

YEAR	CLUB	W	L	ERA	G	GS	CG	SH	SV	SVO	IP	H	R	ER	HR	HB	BB	SO	WP	BK	AVG
2021	FCL-Phillies (ROK)	0	0	0.00	4	4	0	0	0	0	6.0	4	0	0	0	0	0	12	0	0	.190
2022	Clearwater (A)	1	1	1.40	9	9	0	0	0	0	38.2	17	10	6	0	1	16	69	4	1	.130
2022	Jersey Shore (A+)	3	0	0.98	8	8	1	1	0	0	36.2	25	7	4	2	1	7	49	1	0	.185
2022	Reading (AA)	2	1	2.54	5	5	0	0	0	0	28.1	25	8	8	3	2	2	37	0	0	.238
2022	2022 Totals	6	2	1.56	22	22	1	1	0	0	103.2	67	25	18	5	4	25	155	5	1	.181
	Career Totals	6	2	1.48	26	26	1	1	0	0	109.2	71	25	18	5	4	25	167	5	1	.181



WEN-HUI PAN

Right Handed Pitcher

B-T: R-R

HT: 6-3; WT: 220

OPENING DAY AGE: 22

BORN: September 19, 2002 in Hualien, Taiwan

HOW OBTAINED: International Free Agent (2023)

SCHOOL: N/A

CAREER TRANSACTIONS

- Signed by the Philadelphia Phillies as an International Free Agent on January 15, 2023 out of Taiwan

2024

- Spent majority of season with Jersey Shore (A+), making 14 appearances
- Placed on 60-day IL prior to start of season and made rehab assignments with FCL-Phillies (ROK) and Clearwater (A)
- Activated off 60-day IL on July 19 and remained with Jersey Shore for remainder of season
- Made season debut June 21 vs FCL-Tigers (1.0 IP, 1 ER, 1 SO)
- First appearance with Jersey Shore on season was July 20 at Brooklyn (2.0 IP, 1 H, 0 ER, 2 SO)
- Did not allow an earned run in final six outings from Aug. 17-Sept. 4 and only surrendered one hit in stretch (7.0 IP)
- Tossed a season-high three innings July 4 at Dunedin; struck out season-best five hitters in the same game
- Compiled a 2.25 ERA (3 ER, 12.0 IP) over eight home games and a 2.08 ERA (4 ER, 17.1 IP) across 10 road appearances
- Across eight August outings, posted a 1.50 ERA (2 ER, 12.0 IP)
- In 13 games as a reliever, had a 0.95 ERA (2 ER, 19.0 IP) and a 0.95 WHIP, while opposing hitters hit .185 against
- Limited RHH to a .146/.260/.220 (.480 OPS) slash line in 41 AB
- Wish RISP, opponents slashed .185/.273/.185 (.458 OPS) with no home runs and seven RBI
- Finished season with a career-low ERA and WHIP, along with opponent's average
- Selected to play for Glendale in Arizona Fall League after season, but didn't make any appearances

2023

- Began professional career with Clearwater (A)
- In first 15 appearances (one start) with Clearwater, went 2-0 with a 1.54 ERA (6 ER, 35.0 IP), 41 SO, 11 BB and a 0.80 WHIP while limiting opponents to a .143 AVG (17-119)
- Was named a Florida State League Postseason All-Star and Baseball America Low-Class A All-Star
- His 3.67 SO/BB ratio and 33.8% SO rate (88-268) were the fourth-best amongst Phillies minor leaguers (50.0 IP)
- Was promoted to Jersey Shore (A+) on Aug. 21
- Rated as having the best changeup in the Phillies system, according to Baseball America
- Tossed a career-high four innings in a start on May 3 vs Lakeland (2 H, 0 ER, 4 SO)
- Had career-high seven strikeouts July 5 vs Palm Beach

CAREER HIGHS

IP (Start): 4.0 (5/3/23, CLR vs LAK)

SO: 7 (7/5/23, CLR vs PMB)

IP (Relief): 3.0 (x6, Last 7/5/23, CLR vs PMB)

BB: 3 (5/28/23, CLR at SLU)

ER: 5 (7/18/23, CLR vs TAM)

Hits: 5 (7/12/24, CLR at PMB)

WEN-HUI PAN'S CAREER STATISTICS

YEAR	CLUB	W	L	ERA	G	GS	CG	SH	SV	SVO	IP	H	R	ER	HR	HB	BB	SO	WP	BK	AVG
2023	Clearwater (A)	4	1	2.81	27	1	0	0	7	9	57.2	31	19	18	2	4	19	81	5	2	.154
2023	Jersey Shore (A+)	0	0	15.00	6	0	0	0	0	2	6.0	13	10	10	1	0	5	7	0	1	.419
2023	2023 Totals	4	1	3.96	33	1	0	0	7	11	63.2	44	29	28	3	4	24	88	5	3	.190
2024	FCL-Phillies (ROK)	0	0	9.00	1	1	0	0	0	0	1.0	3	1	1	0	0	0	1	0	0	.429
2024	Clearwater (A)	0	1	3.68	3	3	0	0	0	0	7.1	6	3	3	0	1	2	12	0	0	.222
2024	Jersey Shore (A+)	0	1	1.29	14	1	0	0	1	1	21.0	13	5	3	0	2	7	22	1	0	.183
2024	2024 Totals	0	2	2.15	18	5	0	0	1	1	29.1	22	9	7	0	3	9	35	1	0	.210
2024	Career Totals	4	3	3.39	51	6	0	0	8	12	93.0	66	38	35	3	7	33	123	6	3	.196



LEANDRO PINEDA

First Base/Outfielder

B-T: L-L

HT: 6-3; **WT:** 165

OPENING DAY AGE: 22

BORN: June 4, 2002 in Valencia, Venezuela

HOW OBTAINED: International Free Agent (2018)

SCHOOL: N/A

CAREER TRANSACTIONS

- Signed by the Philadelphia Phillies as an international free agent on July 6, 2018 out of Venezuela

2024

- Began season with Jersey Shore (A+), appearing in 78 games
- Promoted to Reading (AA) on July 16
- Placed on 60-day IL Aug. 6 with torn right UCL in thumb and missed remainder of season after requiring surgery
- Posted a .271 average (46-170) over 46 home games, compared to a .250 mark (41-164) across 44 road contests
- Across 25 May games, slashed .330/.404/.462 (.866 OPS) with three doubles, three homers and 19 RBI in 104 plate appearances
- Hit .266 (77-289) vs RHP, compared to .222 (10-45) against LHP
- Had a .296 average (67-226) in first 60 games of season, compared to .185 mark (20-108) mark in final 30 games he played in
- Nine multi-run games, including two games with three runs (May 18 at HV and June 9 at GBO)
- Had 23 multi-hit games, which included two three-hit games and a season-high four hits June 1 vs Brooklyn
- Posted 12 multi-RBI contests, including four three-hit games and a season-best four RBI June 1 vs Brooklyn
- Appeared in games at 1B (30), DH (11), RF (48) and LF (4), committing six total errors in (.979 fielding percentage)
- Reached base in each of his first-five games with Reading, posting a slash line of .368/.429/.737 (1.166 bOPS) with a 2B, 2 HR and 4 RBI
- Posted a 15-game hitting streak from May 25-June 11 (.338)
- Home runs in back-to-back games on May 18 and 19 at HV
- 13-game hitting streak from Apr. 27-May 12 (.429)
- Two hits in Double-A debut July 19 at Portland
- First Double-A home run July 20 at Portland
- Played for Navegantel del Magallanes in Venezuelan Winter League after the season

2023

- Spent season with Jersey Shore (A+)
- Led team in games played and RBI, T-1st in doubles and at bats, T-2nd in hits, 3rd in runs, total bases homers and walks, T-3rd in triples
- Appeared in three postseason games

2022

- Spent majority of season with Clearwater (A)
- Promoted to Jersey Shore (A+) on Aug. 25
- Recorded a nine-game and 10-game on-base streak in June

2021

- Spent season with FCL-Phillies (ROK)
- Appeared in 33 games and hit .130 with one home run

2020

- Did not play as season was cancelled due to COVID-19 Pandemic

2019

- Began professional career with DSL-Phillies (ROK)
- Hit .184 with one home run and 19 RBI in debut season

CAREER HIGHS

Hits: 4 (x3, Last 6/1/24, JS vs BRK)

RBI: 4 (x3, Last 6/1/24, JS vs BRK)

Runs: 3 (x7, Last 6/9/24, JS at GBO)

SB: 2 (7/2/23, JS at BRK)

HR: 2 (5/2/23, JS at HIC)

Strikeouts: 5 (8/16/22, CLR at DBT)

LEANDRO PINEDA'S CAREER STATISTICS

YEAR	CLUB	AVG	G	AB	R	H	2B	3B	HR	RBI	BB	SO	SB	CS	OBP	SLG	OPS	HBP	SAC
2019	DSL-Phillies (ROK)	.184	61	190	22	35	4	0	1	19	22	40	4	4	.286	.221	.507	6	3
2021	FCL-Phillies (ROK)	.130	33	69	14	9	3	0	1	9	20	23	3	3	.333	.217	.550	2	0
2022	Clearwater (A)	.219	73	256	34	56	16	6	3	29	32	78	5	3	.311	.363	.674	5	0
2022	Jersey Shore (A+)	.150	16	60	9	9	3	1	0	5	7	19	0	0	.257	.233	.490	2	0
2022	2022 Totals	.206	89	316	43	65	19	7	3	34	39	97	5	3	.301	.339	.640	7	0
2023	Jersey Shore (A+)	.243	107	370	52	90	20	3	9	67	48	102	6	2	.339	.386	.725	8	0
2024	Jersey Shore (A+)	.260	78	292	39	76	11	2	8	45	23	70	3	2	.327	.394	.721	8	0
2024	Reading (AA)	.262	12	42	6	11	3	0	3	7	5	5	0	0	.354	.548	.902	1	0
2024	2024 Totals	.260	90	334	45	87	14	2	11	52	28	75	3	2	.331	.413	.744	9	0
	Career Totals	.224	380	1279	176	286	60	12	25	181	157	337	21	14	.319	.348	.667	32	3



ELIO PRADO

Outfielder

B-T: R-R

HT: 6-0; WT: 160

OPENING DAY AGE: 23

BORN: November 29, 2001 in Caracas, Venezuela

HOW OBTAINED: Rule Five Draft (2024)

SCHOOL: N/A

CAREER TRANSACTIONS

- Signed by the Boston Red Sox as an international free agent on July 2, 2018
- Traded to the Baltimore Orioles, along with Noelberth Romero, on July 13, 2019 in exchange for Andrew Cashner
- Selected by the Philadelphia Phillies in the minor league phase of the Rule Five Draft on December 11, 2024

2024

- Spent season with Aberdeen (A+) in the Orioles system, appearing in 76 games
- On the 7-day IL from June 29 through August 6
- Posted a .268 average (34-127) over 36 road games, compared to a .180 average (24-133) in 40 home contests
- Had five multi-run games, including three runs on May 19 at Wilmington and a career-high four runs June 16 vs Hickory
- Compiled 16 multi-hit games, including a season-best three hits May 19 at Wilmington
- Season-high two doubles Apr. 23 vs Jersey Shore
- Slugged three of his four season home runs in May
- Posted six multi-RBI games, including a season-best four RBI twice: Apr. 23 vs Jersey Shore and May 9 vs Hudson Valley
- Stole a season-high two bases three times: May 27 vs Hudson Valley, June 12 vs Hickory and Aug. 29 at Wilmington
- Posted an eight-game hitting streak from June 7-16 (11-26/.423)
- Compiled three-straight two hits games from Aug. 27-29 (6-11)
- Appeared in games in all three outfield positions: LF (14), CF (17) and RF (28), committing just two errors over 97 total chances (.979%), along with four-outfield assists; also appeared in 16 games at DH

2023

- Split the season between Delmarva (A) and Aberdeen (A+)
- Promoted to Aberdeen on July 14
- Played for Caracas in Venezuelan Winter League after the season
- On Aug. 17 vs Wilmington, had two runs, three hits and two doubles
- Appeared in games in LF (14), CF (57), RF (22) and DH (12)

2022

- Spent entire season with Delmarva (A), playing in 66 games
- On 7-day IL twice: Apr. 8-May 24 and June 9-21
- Made season-debut on May 24 at Charleston
- Hit lone home run of season July 12 at Carolina
- Appeared in games at all three outfield positions and DH

2021

- Missed entire season

2020

- Did not play as season was cancelled due to COVID-19 Pandemic

2019

- Began professional career with DSL-Red Sox 2 (ROK)
- Traded to Orioles on July 13 and assigned to DSL-Orioles 1 (ROK)
- Made pro debut June 1 at DSL-Guardians, scoring two runs, adding a hit, double and RBI
- First game with DSL-Orioles 1 was July 16 at DSL-White Sox, where he had a hit
- Career-high four hits July 29 vs DSL-Padres
- Career-best six RBI on June 4, in third-career game, vs DSL-Dodgers Shoemaker
- Played majority of games in CF (39), but also appeared in LF (9) and DH (3)

CAREER HIGHS

Hits: 4 (7/29/19, D-OR1 vs D-PAD)

Runs: 4 (6/16/24, ABD vs HIC)

HR: 1 (x20, Last 8/6/24, ABD at HIC)

RBI: 6 (6/4/19, D-RS2 vs D-DOS)

SB: 2 (x3, Last 8/29/24, ABD at WIL)

Strikeouts: 3 (x14, Last 6/2/24, ABD at HV)

ELIO PRADO'S CAREER STATISTICS

YEAR	CLUB	AVG	G	AB	R	H	2B	3B	HR	RBI	BB	SO	SB	CS	OBP	SLG	OPS	HBP	SAC
2019	DSL-Red Sox (ROK)	.301	34	123	27	37	5	0	3	26	20	21	9	5	.401	.415	.816	2	2
2019	DSL-Orioles (ROK)	.298	26	94	13	28	7	0	0	12	10	15	3	5	.405	.372	.777	7	1
2019	2019 Totals	.300	60	217	40	65	12	0	3	38	30	36	12	10	.403	.396	.799	9	3
2022	Delmarva (A)	.197	66	234	27	46	6	2	1	25	38	63	3	2	.335	.252	.587	10	0
2023	Delmarva (A)	.251	65	239	41	60	8	2	7	27	32	46	7	7	.354	.389	.743	7	0
2023	Aberdeen (A+)	.239	41	142	21	34	7	2	5	13	12	37	6	2	.323	.423	.746	6	1
2023	2023 Totals	.247	106	381	62	94	15	4	12	40	44	83	13	9	.342	.402	.744	13	1
2024	Aberdeen (A+)	.223	76	260	32	58	11	2	4	31	40	65	19	9	.332	.327	.659	3	0
	Career Totals	.241	308	1092	161	263	44	8	20	134	153	247	47	30	.350	.351	.701	35	4



ALEX RAO

Right Handed Pitcher

B-T: R-R

HT: 6-4; **WT:** 230

OPENING DAY AGE: 25

BORN: October 25, 1999 in Hobe Sound, FL

HOW OBTAINED: Eighth Round (2022)

SCHOOL: Notre Dame

CAREER TRANSACTIONS

- Selected by the Philadelphia Phillies in the eighth round (242nd overall) of the 2022 draft out of Notre Dame. Signed with the Phillies on July 25, 2022

2024

- Spent entire season with Jersey Shore (A+), limited to just 12 games
- Placed on the 7-day IL June 8 and transferred to full-season IL on June 25
- Held RHH to .231/.463/.231 (.694 OPS) slash line in 26 at bats
- Opposing hitters posted a .214 average (3-14) with two outs
- Posted a season-high 1.2 IP May 14 at Hudson Valley
- Posted a scoreless inning in season debut on Apr. 7 vs Aberdeen (0 H, 1 SO)
- Had a season-best two strikeouts five times in 12 appearances

2023

- Spent season with Clearwater (A)
- Was on IL (right forearm strain) from June 2 to Aug. 24, which included a rehab assignment with FCL-Phillies (ROK)
- Posted five-straight scoreless appearances (7.1 IP) from May 24-Aug. 25
- Career-high six strikeouts Apr. 27 vs St. Lucie (3.0 IP)
- Appeared in one postseason game

2022

- Began professional career with FCL-Phillies
- Made his pro debut on Aug. 20 at FCL-Tigers
- Pitch in two games for Clearwater (A)
- Was on the IL (sciatic nerve irritation) from Aug. 31 through the end of the season
- Appeared in one postseason game
- Participated in Florida Instructional League after the season

COLLEGE

- Pitched at Notre Dame from 2019-22
- Played for Duluth in Northwoods League in summer of 2019
- Pitched for Harwich in Cape Cod Baseball League in summer of 2021
- Made 25 appearances as senior for Fighting Irish in 2022
- Second on team in appearances and saves, and third on team in strikeouts in 2022
- Earned win over No. 1 Tennessee in 2022 Super Regionals, tossing 3.2 IP of relief on June 10, 2022
- Posted a 3.16 ERA over 15 appearances as junior in 2021
- Set career high with eight strikeouts against No. 14 Georgia Tech on Apr. 10, 2021
- Made four starts in COVID-shortened 2020 season as sophomore
- Five appearances as freshman in 2019

HIGH SCHOOL/PERSONAL

- Graduated from Oxbridge Academy in 2018
- Intended to major in business at Notre Dame
- Earned four varsity letters in baseball and one in football
- Finished career with 2.92 ERA and 167 strikeouts, while posting a 2.08 ERA as a senior
- Parents are Edward and Susan Rao
- Has older brother, Edward

CAREER HIGHS

IP (Start): 3.0 (x3, Last 5/4/23, CLR vs LAK)

SO: 6 (4/27/23, CLR vs SLU)

IP (Relief): 2.0 (x3, Last 6/1/23, CLR vs DUN)

BB: 3 (x4, Last 5/30/24, JS vs BRK)

ER: 5 (5/14/23, CLR at DUN)

Hits: 5 (4/27/23, CLR vs SLU)

ALEX RAO'S CAREER STATISTICS

YEAR	CLUB	W	L	ERA	G	GS	CG	SH	SV	SVO	IP	H	R	ER	HR	HB	BB	SO	WP	BK	AVG
2022	FCL-Phillies (ROK)	0	0	0.00	1	0	0	0	0	0	1.0	0	1	0	0	0	1	0	1	0	.000
2022	Clearwater (A)	0	0	0.00	2	0	0	0	0	0	2.0	0	0	0	0	0	0	1	0	0	.000
2022	2022 Totals	0	0	0.00	3	0	0	0	0	0	3.0	0	1	0	0	0	1	1	1	0	.000
2023	FCL-Phillies (ROK)	1	0	0.00	1	0	0	0	0	0	1.0	0	0	0	0	0	0	0	0	0	.000
2023	Clearwater (A)	0	3	6.00	15	6	0	0	0	0	27.0	28	20	18	2	4	14	33	4	0	.275
2023	2023 Totals	1	3	5.79	16	6	0	0	0	0	28.0	28	20	18	2	4	14	33	4	0	.267
2024	Jersey Shore (A+)	0	1	11.12	12	0	0	0	0	0	11.1	13	16	14	0	1	18	14	6	0	.310
	Career Totals	1	4	6.80	31	6	0	0	0	0	42.1	41	37	32	2	5	33	48	11	0	.261



FELIX REYES

Outfielder

B-T: R-R

HT: 6-4; **WT:** 195

OPENING DAY AGE: 24

BORN: March 26, 2001 in Bani, Dominican Republic

HOW OBTAINED: Free Agent (2020)

SCHOOL: N/A

CAREER TRANSACTIONS

- Signed by the Philadelphia Phillies as an international free agent on February 22, 2020 out of the Dominican Republic

2024

- Spent entire season with Jersey Shore (A+), appearing in 85 games
- On Development List from May 29 to June 12
- Across 43 road games, had a .285 average (49-172), which compared to a .196 average (30-153) over 42 home contests
- Over 15 August games, slashed .295/.313/.443 (.756 OPS), with three doubles, two home runs and 10 RBI
- Hit .260 (71-273) against RHP, compared to .154 (8-52) vs LHP
- After hitting .212 (33-156) over the first half of the season (41 games), posted a .272 average (46-169) over the second half of the year (44 games)
- Posted five mutli-run games, all with two runs scored
- Had 17 multi-hit games, which included four three-hit games and a four-hit game on Aug. 25 at Brooklyn
- Compiled eight multi-RBI games, which featured a trio of three-RBI games and a four-RBI contest June 22 at Brooklyn
- Appeared in 45 games at first base and 27 games at third base, comitted just three errors over 323 total chances at first base (.991%)
- Posted career-highs in games, hits and doubles

2023

- Spent majority of season with Clearwater (A)
- Promoted to Jersey Shore (A+) on Aug. 25
- Between both levels, hit .319 (23-72) vs LHP
- Had career-high six RBI Aug. 8 at Tampa, along with three hits and home run
- Played for Leones in Columbian Winter League after the season

2022

- Began season with Clearwater (A)
- Transferred to FCL-Phillies (ROK) on May 6
- Posted a slash line of .310/.328/.517 in 18 July games (61 PA)
- Defensively, made starts at 1st base (20), RF (10) and LF (3)

2021

- Made professional debut with FCL-Phillies (ROK)
- His first pro home run was a grand slam on July 15 vs FCL-Blue Jays
- Promoted to Clearwater on Aug. 3
- Defensively made starts at 1st base (9) and in RF (18) and LF (1)

2020

- Did not play as season was cancelled due to COVID-19 Pandemic

CAREER HIGHS

Hits: 4 (8/25/24, JS at BRK)

RBI: 6 (8/8/23, CLR at TAM)

Runs: 3 (x2, Last 7/8/22, F-PHI at F-TIG)

SB: 2 (x4, Last 7/25/22, F-PHI vs F-YAN)

HR: 1 (x26, Last 8/24/24, JS at BRK)

Strikeouts: 4 (x2, Last 6/14/22, F-PHI at F-BLU)

FELIX REYES' CAREER STATISTICS

YEAR	CLUB	AVG	G	AB	R	H	2B	3B	HR	RBI	BB	SO	SB	CS	OBP	SLG	OPS	HBP	SAC
2021	FCL-Phillies (ROK)	.294	7	17	4	5	1	0	2	9	1	2	0	1	.400	.706	1.106	2	0
2021	Clearwater (A)	.206	30	97	12	20	4	1	1	7	7	27	6	2	.294	.299	.593	5	0
2021	2021 Totals	.219	37	114	16	25	5	1	3	16	8	29	6	3	.310	.360	.670	7	0
2022	FCL-Phillies (ROK)	.241	42	137	26	33	6	1	4	26	4	31	2	2	.266	.387	.653	1	0
2022	Clearwater (A)	.163	14	49	6	8	1	1	1	5	5	18	1	1	.241	.286	.527	0	0
2022	2022 Totals	.220	56	186	32	41	7	2	5	31	9	49	3	3	.259	.360	.619	1	0
2023	Clearwater (A)	.264	67	250	28	66	9	1	9	62	17	30	6	3	.310	.416	.726	3	0
2023	Jersey Shore (A+)	.257	10	35	2	9	0	0	1	6	1	4	0	0	.282	.343	.625	1	0
2023	2023 Totals	.263	77	285	30	75	9	1	10	68	18	34	6	3	.307	.407	.714	4	0
2024	Jersey Shore (A+)	.243	85	325	42	79	19	0	8	50	19	61	3	0	.280	.375	.655	1	0
	Career Totals	.242	255	910	120	220	40	4	26	165	54	173	18	9	.288	.380	.668	13	0



CALEB RICKETTS

Catcher

B-T: L-R

HT: 6-3; WT: 225

OPENING DAY AGE: 24

BORN: May 10, 2000 in Newport Beach, CA

HOW OBTAINED: Seventh Round (2022)

SCHOOL: San Diego

CAREER TRANSACTIONS

- Selected by the Philadelphia Phillies in the seventh round (212th overall) of the 2022 draft out of San Diego. Signed with the Phillies on July 25, 2022

2024

- Spent season with Reading (AA), playing in 75 games
- Had three stints on the injured list: May 5-12, June 12-25 and September 6-end of season
- Hit .259 (35-135) over 39 home games with seven home runs and 22 RBI; while hitting .176 (22-125) with no home runs and nine RBI across 36 road contests
- Posted a .756 OPS in April and .786 OPS in May
- Slashed .391/.481/.522 (1.003 OPS) vs LHP, while hitting .203 vs RHP; six-of-seven home runs cam against RHP
- Posted a .279 (34-122) average over first 35 games of season, then a .167 (23-138) mark over final 40 games of campaign
- Had six multi-run games
- Posted 13 multi-hit games, including a three-hit contest on Apr. 25 vs Somerset, also had a season-high two doubles in game
- Launched season-best two home runs June 6 vs Harrisburg, also first multi-home run game of career
- Compiled six multi-RBI games, including two three-RBI contests (May 26 vs BNG and June 6 vs HBG)
- Over 71 games and 593.1 innings at catcher, posted a .994 fielding percentage (4 errors in 668 total chances)
- Threw out 19% of base stealers (22-114)
- Finished season ranked as Phillies No. 24 prospect (MLB Pipeline)
- Four-game hit streak from Apr. 19-25 (.500)
- Threw out a career-high three base runners on May 23
- Only triple of season Aug. 20 at Binghamton

2023

- Started season with Clearwater (A)
- Second-most RBI in Florida State League in April with 17
- Promoted to Jersey Shore (A+) on May 9
- On IL from June 4-August 4 with right-wrist inflammation, made rehab assignments with Clearwater and FSL-Phillies (ROK)
- Hit game-winning two-run home run in eighth inning vs Hudson Valley in first playoff game on Sept. 12
- First BlueClaws home run and three runs May 24 at Aberdeen
- Eight mutli-RBI games in 20 Clearwater appearances

- Played for Scottsdale in the Arizona Fall League after the season

2022

- Began professional career with Clearwater (A)
- Had four htis in pro debut Aug. 2 at Tampa
- Started career with seven-game hitting streak
- Recorded a .994 fielding percentage in 17 games at catcher (166 total chances)
- Participated in the Florida Instructional League after the season

COLLEGE

- 2022 graduate of University of San Diego
- Named 2022 West Coast Conference Player of the Year
- Named All-WCC First Team in final collegiate season, where he posted a slash line of .318/.382/.382 with 13 doubles, 16 home runs and 55 RBI
- Other 2022 accolades: Collegiate Baseball All-American, 2022 WCC Tournament Most Outstanding Player, 2022 Buster Posey Award Semifinalist
- 2021 All-WCC Preseason Team
- Had 23-game on-base streak in 2022
- Injured in mid-April of 2019 and missed rest of season
- Played for Victoria HarbourCats in British Columbia in West Coast League in summer of 2018
- Played for St. Cloud Rox of Northwoods League in summer of 2021

HIGH SCHOOL/PERSONAL

- 2018 graduate of Orange Lutheran High School in California
- Voted as team captain his senior year
- Helped lead team to two National High School Invitational Championships in 2017 and '18
- Parents are Jodie and David Ricketts
- Has one younger brother, Ben
- In his free time, enjoys going to the beach and playing spike ball
- Born on May 10, 2022

CAREER HIGHS

Hits: 4 (x2, Last 4/20/23, CLR at TAM)

RBI: 3 (x6, Last 6/6/24, REA vs HBG)

Runs: 3 (5/24/23, JS at ABD)

SB: 2 (5/28/23, JS at ABD)

HR: 2 (6/6/24, REA vs HBG)

Strikeouts: 4 (x3, Last 9/1/23, JS vs ABD)

CALEB RICKETT'S CAREER STATISTICS

YEAR	CLUB	AVG	G	AB	R	H	2B	3B	HR	RBI	BB	SO	SB	CS	OBP	SLG	OPS	HBP	SAC
2022	Clearwater (A)	.259	22	81	13	21	0	0	3	10	11	30	0	0	.362	.370	.732	2	0
2023	FCL-Phillies (ROK)	.222	3	9	0	2	1	0	0	2	2	1	0	0	.364	.333	.697	0	0
2023	Clearwater (A)	.368	23	95	16	35	10	2	1	23	3	13	2	2	.390	.547	.937	1	0
2023	Jersey Shore (A+)	.218	44	170	21	37	1	2	3	25	15	35	4	2	.287	.300	.587	2	0
2023	2023 Totals	.270	70	274	37	74	12	4	4	50	20	49	6	4	.324	.387	.711	3	0
2024	Reading (AA)	.219	75	260	40	57	8	1	7	31	32	61	1	0	.331	.338	.669	13	0
	Career Totals	.247	167	615	90	152	20	5	14	91	63	140	7	4	.332	.364	.696	18	0



BRYAN RINCON

Infielder

B-T: S-R

HT: 5-11; WT: 185

OPENING DAY AGE: 21

BORN: February 8, 2004

HOW OBTAINED: 14th Round (2022)

SCHOOL: Shaler Area High School (PA)

CAREER TRANSACTIONS

- Selected by the Philadelphia Phillies in the 14th round (422nd overall) of the 2022 draft out of Shaler Area High School in Pittsburgh, PA

2024

- Spent majority of season with Jersey Shore (A+), but was limited to 33 games with BlueClaws
- Placed on the 7-day IL on May 20 and transferred to the 60-day IL on Aug. 1; was sent on rehab to Clearwater (A) on Aug. 22 and was activated by Jersey Shore on Aug. 27
- Over 11 May games, slashed .275/.370/.550 (.920 OPS), with five doubles, two home runs, 10 RBI and 4-4 in stolen bases (46 PA)
- Was 4-11 (.364) over three games in September
- Posted a .267 average (4-15) vs LHP and a .189 average (20-106) against RHP
- Hit .265 (9-34) with RISP, including two home runs and 14 RBI, along with a .333 average (4-12) when hitting with RISP + 2 Outs
- Had six multi-run games, including a season-high three runs Apr. 27 at Aberdeen
- Posted five multi-hit games (all with two hits)
- Season-best two doubles twice: May 4 vs Bowling Green and May 18 at Hudson Valley
- His only two home runs of the season came on back-to-back days: May 15-16 at Hudson Valley
- Compiled four multi-RBI games, including a season-high three runs driven in on May 16 at Hudson Valley
- Was perfect in stolen bases on the season, going eight-for-eight
- Played every game at shortstop (28 games/27 starts)
- Played for Glendale in the Arizona Fall League after the season

2023

- Spent majority of the season with Clearwater (A)
- Was named Florida State League Player of the Week, May 15-21
- Had the fourth-most walks (68) among Phillies minor leaguers
- Promoted to Jersey Shore (A+) on Aug. 14
- Started every game at SS and had a .970 fielding percentage, committing only 11 errors in 371 chances
- Posted a .914 OPS in 21 May games (88 PA)
- Played in three postseason games
- Following the season, was named the No. 7 Prospect, the best defensive infielder and as having the best infield arm in the Phillies system by Baseball America

2022

- Began his professional career with the FCL-Phillies (ROK)
- Made his pro debut Aug. 2 at FCL-Yankees
- Stole three bases on Aug. 9
- Participated in the Florida Instructional League after the season

HIGH SCHOOL/PERSONAL

- 2022 graduate of Shaler Area High School in Pittsburgh, PA

CAREER HIGHS

Hits: 3 (8/26/23, JS at WIL)

RBI: 3 (x5, Last 5/16/24, JS at HV)

Runs: 3 (x3, Last 4/27/24, JS at ABD)

SB: 3 (8/9/22, F-PHI at F-YAN)

HR: 1 (x12, Last 5/16/24, JS at HV)

Strikeouts: 3 (x8, Last 5/5/24, JS vs BG)

BRYAN RINCON'S CAREER STATISTICS

YEAR	CLUB	AVG	G	AB	R	H	2B	3B	HR	RBI	BB	SO	SB	CS	OBP	SLG	OPS	HBP	SAC
2022	FCL-Phillies (ROK)	.176	12	34	7	6	2	0	2	9	6	7	4	0	.317	.412	.729	1	1
2023	Clearwater (A)	.228	81	276	49	63	13	1	8	45	59	63	23	10	.369	.370	.739	6	1
2023	Jersey Shore (A+)	.258	18	62	13	16	4	0	0	7	9	13	4	4	.364	.323	.687	3	0
2023	2023 Totals	.234	99	338	62	79	17	1	8	52	68	76	27	14	.368	.361	.729	9	1
2024	Clearwater (A)	.143	2	7	1	1	0	0	0	0	1	2	0	0	.250	.143	.393	0	0
2024	Jersey Shore (A+)	.202	33	114	25	23	9	0	2	15	23	44	8	0	.336	.333	.669	1	0
2024	2024 Totals	.198	35	121	26	24	9	0	2	15	24	46	8	0	.331	.322	.653	1	0
	Career Totals	.221	146	493	95	109	28	1	12	76	98	129	39	14	.356	.355	.711	11	2



GABRIEL RINCONES JR.

Outfielder

B-T: L-R

HT: 6-3; **WT:** 225

OPENING DAY AGE: 24

BORN: March 3, 2001 in Boynton Beach, FL

HOW OBTAINED: Third Round (2022)

SCHOOL: Florida Atlantic

CAREER TRANSACTIONS

- Selected by the Philadelphia Phillies in the third round (93rd overall) of the 2022 draft out of Florida Atlantic University. Signed with the Phillies on July 25, 2022

2024

- Spent majority of season with Reading (AA), playing in 59 games
- On IL from Apr. 25-July 19 with thumb injury, made rehab appearance with FCL-Phillies (ROK)
- Across 13 April games, slashed .300/.417/.600 (1.017 OPS), with three doubles, four home runs and five RBI
- Hit .263 vs RHP, compared to .189 against LHP
- In the first inning of games, posted a .305 average (18-59)
- Posted 14 multi-hit games, including a season-best three hits a trio of times
- Had nine multi-RBI games, along with two three-RBI contests
- Compiled three multi-steal games, featuring a season-high three steals July 23 at New Hampshire
- Appeared in 45 games in RF and eight at DH
- Played for Glendale in Arizona Fall League after season
- Led Reading in stolen bases with 20, over just 59 games; along with posting team-best .487 slugging percentage
- Named an outfield Eastern League All-Star following the season
- Finished season ranked as Phillies No. 11 Prospect (MLB Pipeline)
- Hit a 452-foot home run in season-opener on Apr. 5 at Bowie; had home run in second-straight game on Apr. 6 at Bowie
- Had season-high four walks Apr. 9 vs Portland
- Compiled a 17-game on-base streak from Apr. 5 to July 25, having a .392 OBP and .959 OPS over the streak, with five homers and nine RBI
- In Aug. 10 doubleheader at Akron, went five-for-eight, with four runs, two doubles, two home runs and four RBI; also homered in three-straight games from Aug. 9-10
- A part of back-to-back home runs with Otto Kemp and Trevor Schwicke on Aug. 17 vs New Hampshire
- Homered in first at bat off IL July 20 at Portland
- Also had a 17-game on-base streak to finish season from Aug. 25 to Sept. 15
- From return off IL on July 19 through end of season, held the following Eastern League rankings: 7th SLG (.454), 2nd 2B (12), T-4th XBH (20), 4th TB (79), 1st SB (16) and T-2nd CS (6)

2023

- Began season with Clearwater (A)
- Named Phillies Minor League Player of April, batting .268/.409/.521 (.930 OPS), with 19 hits, six doubles, four homers, 10 RBI, 14 walks and 13 stolen bases
- Named Florida State League Player of the Week Apr. 24-30
- Promoted to Jersey Shore (A+) on June 12
- Amongst all Phillies Minor Leaguers, ranked T-1st in doubles (31), 2nd in runs (81), T-3rd in stolen bases (32), 7th in walks (61) and 10th in RBI (60)
- Played in three postseason games with Jersey Shore
- Played for Scottsdale in Arizona Fall League after season, and named an AFL All-Star and participated in Home Run Derby

2022

- Missed entire season with right shoulder tear
- Named No. 7 prospect in Phillies system by Baseball America Following season

COLLEGE

- Attended Florida Atlantic and St. Petersburg College
- In final collegiate season at FAU, slashed .346/.451/.658 (1.109 OPS), with 17 doubles, 19 homers and 69 RBI in 58 games
- Led FAU with 19 home runs in 2022 as sophomore
- Named 2022 Conference USA Newcomer of the Year and earned C-USA First Team All-Conference
- Originally selected by San Diego in 19th round of 2021 draft, but did not sign
- Played for Great Britain in 2021 European Championships
- Named amongst top Florida Junior College Players and First Team All-American with St. Petersburg College in 2021
- Hit .415 with 43 RBI, and school-record 36-game hitting streak in 2021
- Hit .432 as true freshman in 2020

HIGH SCHOOL/PERSONAL

- Played at HB Plant High School for Coach Dennis Braun
- Dad is Gabriel Rincones Sr., who pitched professionally for Seattle Marines and Rosiris DeBourg
- Born in Boynton Beach, Florida
- Grew up in Venezuela and Scotland

CAREER HIGHS

Hits: 4 (8/20/23, JS vs ASH)

Runs: 4 (8/12/23, JS at HV)

HR: 2 (8/12/23, JS at HV)


RBI: 3 (x6, Last 9/14/24, REA at HBG)

SB: 3 (7/23/24, REA at NH)

Strikeouts: 4 (x3, Last 8/6/24, REA at AKR)

GABRIEL RINCONES JR'S CAREER STATISTICS

YEAR	CLUB	AVG	G	AB	R	H	2B	3B	HR	RBI	BB	SO	SB	CS	OBP	SLG	OPS	HBP	SAC
2023	Clearwater (A)	.264	48	178	31	47	13	2	5	21	28	55	24	3	.388	.444	.832	8	0
2023	Jersey Shore (A+)	.238	72	281	50	67	18	1	10	39	33	79	8	3	.326	.416	.742	4	0
2023	2023 Totals	.248	120	459	81	114	31	3	15	60	61	134	32	6	.351	.427	.778	12	0
2024	FCL-Phillies (ROK)	.167	9	30	6	5	1	0	0	3	4	8	3	0	.278	.200	.478	1	0
2024	Reading (AA)	.263	59	224	35	59	15	1	11	29	30	66	20	7	.357	.487	.844	3	0
2024	2024 Totals	.252	68	254	41	64	16	1	11	32	34	74	23	7	.347	.453	.800	4	0
	Career Totals	.250	188	713	122	178	47	4	26	92	95	208	55	13	.349	.436	.785	16	0



COLE ROBERTS

Infielder

B-T: R-R

HT: 5-9; WT: 170

OPENING DAY AGE: 24

BORN: October 9, 2000 in Encinitas, CA

HOW OBTAINED: Free Agent (2025)

SCHOOL: Loyola-Marymount

CAREER TRANSACTIONS

- Signed by the Arizona Diamondbacks as an undrafted free agent on July 17, 2023; released by Arizona on July 19, 2024
- Signed by the Philadelphia Phillies as a minor league free agent on January 31, 2025

2024

- Began season with Visalia (A) in the Diamondbacks system, playing in 30 games
- Promoted to Hillsborough (A+) on June 22, where he played in 10 games before being released on July 19 by Arizona
- Also had brief stint with Hillsborough from Apr. 10-16
- Posted one multi-run game, a season-high two runs June 9 at Rancho Cucamonga
- Had five multi-hit games, all with two base knocks
- Compiled three games with multi-RBI, all with two runs driven in
- Season-best three-game hit streak from June 9-16 (5-11/.455)
- Appeared in 18 games at second base and 14 in left field, compiling three outfield assists
- Signed with and played for Washington Wild Things in Frontier League after being released. hit .222 over 14 games

2023

- Began professional career between ACL-Diamondbacks Red (ROK) and ACL-Diamondback Black (ROK)
- Made pro debut July 19 at ACL-Royals, going one-for-three with one run scored
- Started career with 10-game hit streak from July 19-Aug. 4 (12-25/480)
- Had a hit in 17-of-19 games played
- Slugged first career home run July 27 at ACL-Guardians
- Played four games in left field and made 15 appearances at second base
- Played for RA12 in the Puerto Rican Winter League after the season, hitting .180 over 18 games

COLLEGE

- Played for Loyola Marymount from 2020-23
- Spent summer of 2019 with Portland in West Coast League, 2020 with Bismarck in the Northwoods League and 2022 with Yarmouth-Dennis in the Cape Cod Baseball League
- Posted a .221 average over 49 games in senior season of 2022
- As a junior in 2022, hit .265 with a .641 OPS across 55 games
- Appeared in 44 games with 34 starts as a sophomore in 2021
- Began his collegiate career with 16 games as freshman in the COVID-shortened 2020 season

HIGH SCHOOL/PERSONAL

- Was a 2019 graduate of Sante Fe Christian High School in Cardiff, CA
- Played under coach Lance Roenicke and was a three-year varsity letter winner
- Named Second Team All- League as a senior in 2019
- Played in 33 games and hit .287 with 23 runs, 31 hits and 11 RBI his senior season
- Drafted in the 38th round by San Diego in 2019, but did not sign
- Named 2019 Rawlings Perfect Game Preseason California Region All-American Honorable Mention
- Participated in the 2018 Ways to Play West Powered by MLB and PG and the 2018 PG Fall National Championship (upperclassmen), Protected by G-Form
- Full name is Cole David Roberts
- Parents are Tricia and Dave Roberts
- Dad, Dave, played college baseball at UCLA and is currently the manager of the Los Angeles Dodgers
- Has one sister, Emme

CAREER HIGHS

Hits: 3 (x2, Last 8/10/23, A-DBR vs A-ATH) RBI: 2 (x5, Last 5/3/24, VIS at STK)

Runs: 2 (x3, Last 6/9/24, VIS at RC) SB: 1 (x13, Last 7/4/24, HIL at EUG)

HR: 1 (x2, Last 8/21/23, A-DBR at A-ANG) Strikeouts: 3 (6/11/24, VIS vs MOD)

COLE ROBERTS' CAREER STATISTICS

YEAR	CLUB	AVG	G	AB	R	H	2B	3B	HR	RBI	BB	SO	SB	CS	OBP	SLG	OPS	HBP	SAC
2023	ACL-DBacks (ROK)	.375	3	8	3	3	0	0	0	0	2	3	0	0	.500	.375	.875	0	0
2023	ACL-DBacks (ROK)	.404	16	47	11	19	3	0	2	11	7	4	4	1	.466	.596	1.062	1	0
2023	2023 Totals	.400	19	55	14	22	3	0	2	11	9	7	4	1	.471	.564	1.035	1	0
2024	Visalia (A)	.198	30	86	13	17	3	2	0	7	9	22	8	2	.274	.279	.553	0	1
2024	Hillsboro (A+)	.192	10	26	5	5	0	0	0	5	7	7	1	0	.353	.192	.545	0	0
2024	2024 Totals	.196	40	112	18	22	3	2	0	12	16	29	9	2	.295	.259	.554	0	1
	Career Totals	.263	59	167	32	44	6	2	2	23	25	36	13	3	.355	.359	.714	1	1



JOSE RODRIGUEZ

Infielder

B-T: R-R

HT: 5-11; WT: 200

OPENING DAY AGE: 23

BORN: May 13, 2001 in Valverde, Dominican Republic

HOW OBTAINED: Trade (2024)

SCHOOL: N/A

CAREER TRANSACTIONS

- Signed by the Chicago White Sox as an international free agent on February 13, 2018, out of the Dominican Republic
- Selected to the Chicago White Sox 40-man roster on Nov. 15, 2022
- Designated for assignment by the Chicago White Sox on Apr. 4, 2024
- Traded to the Philadelphia Phillies on Apr. 5, 2024 for cash

2024

- Traded to Phillies on Apr. 5 from Chicago White Sox and optioned to Reading (AA)
- Appeared in 38 games for Reading before being suspended for one-year due to gambling violations
- Slashed .319/.393/.5843 (.976 OPS), with four home runs, 10 extra-base hits and 14 RBI Over 20 home games; hit .213 across 18 road contests
- Posted a .347/.375/.547 (.922 OPS) slash line with 10 extra-base hits, two home runs and 10 RBI across 19 May games
- Had seven multi-run games, including a season-high three run May 4 at Portland
- Posted 11 multi-hit games, including a trio of three-hit contests (Apr. 10 vs POR, May 25 vs BNG and May 26 vs BNG)
- Season-best two doubles on May 7 vs Hartford
- Compiled five multi-RBI games, including season-high three RBI May 11 vs Hartford
- Stole a season-best two bases Apr. 16 at Binghamton
- Appeared in nine games at shortstop and 28 games at second base
- Was on 11-game hitting streak from May 16- June 2, which was his final game before suspension; posted a .400/.413/.578 (.991 OPS) slash line over streak

2023

- Split season between Birmingham (AA) and Charlotte (AAA), also made one appearance with Chicago White Sox
- Ranked amongst White Sox organizational leaders in: homers (2nd), steals (3rd), total bases (4th), hits (5th), run (5th), XBH (6th) and RBI (T-6th)
- Recorded multi-homer games on May 21 and June 17
- Recalled from Birmingham on June 19 and made MLB debut as pinch runner on June 20, scoring game-tying run in eighth inning
- Optioned back to Birmingham on June 26
- Promoted to Charlotte on Sept. 1
- Entered season ranked as White Sox No. 6 Prospect

2022

- Spent entire season with Birmingham (AA)
- Ranked amongst Southern League leaders in steals, triples, hits, average, RBI, runs scored and total bases over 104 games
- Hit .348 with RISP
- Had 11-game hitting streak from July 7-22
- Suffered season-ending left-hand fracture on Aug. 20
- Homered in five-straight games from Aug. 12-17
- Entered season as White Sox No. 3 Prospect

2021

- Split season between Kannapolis (A), Winston-Salem (A+) and Birmingham (AA)
- Led White Sox organization in runs scored, total bases and stolen bases; while also ranking amongst organizational leaders in triples, doubles, extra-base hits, average and home runs
- Was successful on 73.2% of stolen base attempts
- Had hit in 18 of last 20 games, hitting .341 over stretch
- Played for Glendale in Arizona Fall League following the season

2020

- Did not play as season was cancelled due to COVID-19 Pandemic

2019

- Spent entire season with ACL-White Sox (ROK)
- Hit .293, with nine homers and 19 XBH over 44 games

2018

- Made professional debut with DSL-White Sox (ROK)
- Named to DSL All-Star Team

HIGH SCHOOL/PERSONAL

- Married to Rafaelina M. Vargas
- Attended Cenape High School in Santiago, Dominican Republic
- Signed for \$50,000 by White Sox
- Quickly established himself as best prospect in White Sox 2018 International Class

CAREER HIGHS

Hits: 5 (8/25/19, A-WSX at A-PA2)

RBI: 5 (x2, Last 8/9/23, BIR at MTG)

Runs: 4 (7/21/21, KAN at FAY)

SB: 3 (x4, Last 7/27/22, BIR at TNS)

HR: 2 (x3, Last 9/17/23, CLT vs NAS)

Strikeouts: 4 (x3, Last 8/25/23, BIR at RCT)

JOSE RODRIGUEZ' CAREER STATISTICS

YEAR	CLUB	AVG	G	AB	R	H	2B	3B	HR	RBI	BB	SO	SB	CS	OBP	SLG	OPS	HBP	SAC
2018	DSL-White Sox (ROK)	.291	60	227	31	66	13	3	2	23	9	29	16	4	.318	.401	.719	1	1
2019	ACL-White Sox (ROK)	.293	44	188	28	55	7	3	9	31	9	45	7	1	.328	.505	.833	1	2
2021	Kannapolis (A)	.283	78	336	58	95	22	4	9	32	21	57	20	5	.328	.452	.780	2	0
2021	Winston-Salem (A+)	.361	29	119	19	43	4	1	5	19	5	13	10	5	.381	.538	.919	0	0
2021	Birmingham (AA)	.214	4	14	2	3	1	0	0	0	2	0	1	1	.214	.286	.500	0	0
2021	2021 Totals	.301	111	469	79	141	27	5	14	51	26	72	30	11	.338	.469	.807	2	0
2022	Birmingham (AA)	.280	104	440	75	123	21	6	11	68	38	66	40	10	.340	.430	.770	3	1
2023	Birmingham (AA)	.264	87	382	63	101	17	0	18	54	18	95	28	6	.297	.450	.747	1	0
2023	Charlotte (AAA)	.253	19	87	11	22	2	0	3	8	2	13	3	3	.270	.379	.649	0	0
2023	Chicago (AL)	.000	1	0	1	0	0	0	0	0	0	0	0	0	.000	.000	.000	0	0
2023	2023 Totals	.262	106	469	74	123	19	0	21	62	20	108	31	9	.292	.437	.729	1	0
2024	Reading (AA)	.265	38	147	30	39	9	1	4	18	13	21	12	2	.329	.422	.751	2	0
	Career Totals	.282	463	1940	317	547	96	61	61	253	115	341	136	37	.324	.444	.768	10	4



LUKE RUSSO

Left Handed Pitcher

B-T: L-R

HT: 6-4; WT: 199

OPENING DAY AGE: 24

BORN: February 21, 2001 in Howell, MI

HOW OBTAINED: 16th Round (2023)

SCHOOL: Eastern Michigan

CAREER TRANSACTIONS

- Selected by the Philadelphia Phillies in the 16th round (493rd overall) of the 2023 draft out of Eastern Michigan. Signed with the Phillies on July 18, 2023

2024

- Split first professional season between Clearwater (A) and Jersey Shore (A+)
- Made pro debut Apr. 9 vs Fort Myers (5.0 IP, 2 H, 2 ER, 1 BB, 9 SO)
- Promoted to Jersey Shore on July 16
- Earned win in BlueClaws debut on July 24 vs Aberdeen (5.0 IP, 1 H, 1 ER, 1 BB, 3 SO)
- Over four April starts, posted a 2.50 ERA (5 ER, 18.0 IP), while striking out 25 hitters (12.5 SO/9.0 IP)
- In two games as a reliever, surrendered six-earned runs over 6.2 IP (8.10 ERA), which compared to a 4.09 ERA in 20 starts (43 ER, 94.2 IP)
- Held RHH to a .229/.307/.411 (.718 OPS) slash line over 175 at bats
- Limited opposing hitters to a .167 average (12-72) in the first inning of games
- With two outs, hitters posted a .188 average (22-117) against
- Career-high 7.0 IP June 26 vs Bradenton (3 H, 1 ER, 2 BB, 9 SO)
- Went six-shutout innings Sept. 5 at Aberdeen (4 H, 6 SO)
- Struck out career-best 10 hitters July 2 vs Dunedin; also registered nine strikeouts on three occasions
- Posted seven-or-more strikeouts in nine-of-22 appearances
- Finished season with consecutive scoreless outings over 11.0 IP
- Completed campaign with 11.1 SO/9.0 IP ratio and a 3.05 SO/BB ratio
- When factoring out 7 ER allowed on July 2 vs Dunedin, posted a 3.92 ERA in other 21 appearances (42 ER, 96.1 IP)

2023

- Did not pitch after signing with Phillies in July

COLLEGE

- Pitched for Eastern Michigan from 2020-23
- Played for Greeneville Flyboys in Appalachian League in summer of 2021
- In 2023, finished third in program history for strikeouts in a single-season with 107 punchouts
- Set career-highs in wins (6), appearances (17), starts (11), saves (2), innings pitched (78.0) and strikeouts (107) in 2023; his 107 strikeouts led the MAC Conference
- In 2023, finished the season ranked top five in the conferences in opponent batting average, innings pitched, strikeouts, strikeouts looking, wins, hits allowed, walks allowed and doubles allowed
- Named MAC Scholar Athlete of the Week on Apr. 20, 2022
- Against Miami on Apr. 11, 2022, he had 11 strikeouts in 5.0 IP, including a stretch of nine-straight strikeouts. His 11 strikeouts tied for the second-most at EMU since 1999
- Appeared in nine games in 2021
- Did not appear in a game in 2020 prior to cancellation due to COVID-19

HIGH SCHOOL/PERSONAL

- Three-time letterwinner and one-time captain as a member of the Howell High School Baseball Program
- Was all-district, all-region and all-state Dream Team selection during prep school career
- Named MVP of 2019 MHSBCA All-Star game, an annual event that honors best high school players in Michigan
- Full name is Luke Charles RUSSO
- Parents are John and Lisa Russo
- Has one brother, Logan
- Majored in business at Eastern Michigan

CAREER HIGHS

IP (Start): 7.0 (6/26/24, CLR vs BRD)

SO: 10 (7/2/24, CLR vs DUN)

IP (Relief): 5.0 (8/17/24, JS vs WS)

BB: 4 (x2, Last 9/5/24, JS at ABD)

ER: 7 (7/2/24, CLR vs DUN)

Hits: 9 (7/2/24, CLR vs DUN)

LUKE RUSSO'S CAREER STATISTICS

YEAR	CLUB	W	L	ERA	G	GS	CG	SH	SV	SVO	IP	H	R	ER	HR	HB	BB	SO	WP	BK	AVG
2024	Clearwater (A)	4	3	5.13	15	14	0	0	0	0	66.2	67	39	38	6	5	26	88	5	4	.260
2024	Jersey Shore (A+)	4	2	2.86	7	6	0	0	0	0	34.2	24	13	11	1	3	15	37	4	0	.203
2024	2024 Totals	8	5	4.35	22	20	0	0	0	0	101.1	91	52	49	7	8	41	125	9	4	.242
	Career Totals	8	5	4.35	22	20	0	0	0	0	101.1	91	52	49	7	8	41	125	9	4	.242



ANDREW SCHULTZ

Right Handed Pitcher

B-T: R-R

HT: 6-4; WT: 195

OPENING DAY AGE: 27

BORN: July 31, 1997 in Alpharetta, GA

HOW OBTAINED: Sixth Round (2019)

SCHOOL: Tennessee

CAREER TRANSACTIONS

- Drafted by the Philadelphia Phillies in the 6th Round (180th Overall) of the 2019 MLB Draft out of the University of Tennessee
- Signed with the Phillies on June 23, 2019

2024

- Spent majority of season with Reading (AA), promoted to Lehigh Valley (AAA) on Sept. 19
- On 7-day IL from Apr. 13-30, made rehab appearance with Clearwater (A)
- First win of season May 19 at Richmond
- Posted 1.00 ERA in June (1 ER, 9.0 IP), with seven-of-eight June appearances being scoreless
- Posted 2.53 ERA (6 ER, 21.1 IP) in away games, compared to 7.45 ERA (16 ER, 19.1 IP) in home contests
- 1.29 ERA (1 ER, 7.0 IP) and four saves in July
- Held RHH to .200/.360/.250 (.610) OPS slash line
- Made Triple-A debut Sept. 20 vs Worcester, allowing two runs in 0.2 IP
- Appeared in three spring training games with Phillies, not allowing an earned run in three appearances and 1.1 IP

2023

- Spent entire season with Reading (AA)
- On Development List from Aug. 31 through end of season
- Matched season-high with three strikeouts Aug. 5 at Hartford
- First win of season, and minor league career, Aug. 3 at Hartford
- On Development List from July 19 to Aug. 2
- Had 2.86 ERA from May 12 through end of season, was 13.94 ERA from start of season through May 12
- Posted 9.8 strikeouts per nine innings and 1.37 strikeout-to-walk

2022

- Split season between Jersey Shore (A+) and Reading, promoted on August 5
- Combined to hold RHH to .182 average (20-110)
- 12.5 strikeout per nine ratio and 1.82 strikeouts-to-walk ratio
- 2.54 ERA with Reading to finish season was lowest ERA with single team at any point of professional career

2021

- Missed entire season recovering from right-elbow surgery

2020

- Did not pitch as season was cancelled due to COVID-19 Pandemic

2019

- Began professional career with GCL-Phillies East (ROK) and was promoted to Lakewood (A) after one appearance
- Placed on Injured List with right-shoulder inflammation on August 19 and missed remainder of season
- Participated in the Florida Instructional League after the season

COLLEGE

- Spent 2017-19 at Tennessee
- Went 3-1, with 3.24 ERA over 25 innings in final season, 2019
- 18 games as sophomore in 2018, pitching eight innings
- 17 games as freshman in 2017, posting 3.31 ERA
- Summer of 2017 with Valley Blue Sox in New England Collegiate Baseball League (NECBL)
- Summer of 2018 with Brewster Whitecaps in Cape Cod Collegiate Baseball League (CCBL)

HIGH SCHOOL/PERSONEL

- Four-year letterman at Greater Atlanta Christian School in Norcross, Georgia
- Named No. 22 RHP in Baseball America's Top-500 Prospects entering the 2016 MLB Draft
- No. 4 RHP and No. 114 overall player in Georgia during his senior season
- Went 7-2, with 2.40 ERA over 58 innings pitched and 85 strikeouts as senior
- Hit .369 with four homers and 20 RBI as senior in high school
- Played three years of varsity football
- Parents are Tracy and Stan Schultz
- Brother is Patrick Schultz
- Mom, Tracy, graduated from Tennessee

CAREER HIGHS

IP (Start): N/A

IP (Relief): 2.1 (4/20/23, REA at POR)

ER: 5 (8/4/24, REA vs HFD)

SO: 4 (x5, Last 9/5/24, REA vs ERI)

BB: 4 (x2, Last 9/20/24, LHV vs WOR)

Hits: 4 (x3, Last 6/22/23, REA at POR)

ANDREW SCHULTZ' CAREER STATISTICS

YEAR	CLUB	W	L	ERA	G	GS	CG	SH	SV	SVO	IP	H	R	ER	HR	HB	BB	SO	WP	BK	AVG
2019	GCL-Phillies (ROK)	0	0	0.00	1	0	0	0	0	0	1.0	1	0	0	0	0	0	0	0	0	.333
2019	Lakewood (A)	0	2	7.20	11	0	0	0	0	3	10.0	11	11	8	1	2	9	15	4	1	.262
2019	2019 Totals	0	2	6.55	12	0	0	0	0	3	11.0	12	11	8	1	2	9	15	4	1	.267
2022	Jersey Shore (A+)	0	3	4.80	31	0	0	0	1	3	30.0	23	19	16	3	4	20	48	13	0	.204
2022	Reading (AA)	0	0	2.45	14	0	0	0	0	0	14.2	13	6	4	0	3	14	14	2	0	.232
2022	2022 Totals	0	3	4.03	45	0	0	0	1	3	44.2	36	25	20	3	7	34	62	15	0	.213
2023	Reading (AA)	1	3	5.97	34	0	0	0	0	1	37.2	35	30	25	3	4	30	41	7	0	.254
2024	Clearwater (A)	0	0	0.00	1	0	0	0	0	0	1.0	0	0	0	0	0	0	3	0	0	.000
2024	Reading (AA)	1	3	4.87	40	0	0	0	6	7	40.2	36	24	22	2	7	25	52	7	1	.237
2024	Lehigh Valley (AAA)	0	1	27.00	1	0	0	0	0	0	0.2	1	2	2	1	0	4	1	0	0	.333
2024	2024 Totals	1	4	5.10	42	0	0	0	6	7	42.1	37	26	24	3	7	29	56	7	1	.234
	Career Totals	2	12	5.11	133	0	0	0	7	14	135.2	120	92	77	10	20	102	174	33	2	.235



CASEY STEWARD

Right Handed Pitcher

B-T: R-R

HT: 6-5; WT: 260

OPENING DAY AGE: 23

BORN: August 2, 2001 in Wichita, Kansas

HOW OBTAINED: 19th Round (2023)

SCHOOL: Washburn (KS)

CAREER TRANSACTIONS

- Selected by the Philadelphia Phillies in the 19th round (583rd overall) of the 2023 draft out of Washburn University (KS). Signed with the Phillies on July 18, 2023

2024

- Split season between Clearwater (A) and Jersey Shore (A+)
- Promoted to Jersey Shore on June 27
- Allowed one run over five innings in BlueClaws debut on June 27 vs Greensboro, while picking up season-high nine strikeouts
- Over 10 home games (nine starts), posted a 2.63 ERA (51.1 IP, 15 ER)
- Across four April games and three starts, had a 1.10 ERA (2 ER, 16.1 IP)
- Had a strong July, posting a 2.82 ERA over four starts (7 ER, 22.1 IP)
- Limited RHH to a .208 average (36-173) and LHH were held to a .223 average (45-202)
- With RISP, opposing hitters slashed .211/.305/.289 (.594 OPS), with one home run and 29 RBI
- Opposing hitters were held to a .151 average (16-106) when batting with two outs
- Went seven-shutout innings on July 23 vs Aberdeen (3 H, 1 BB, 4 SO); also went six innings July 11 vs Hudson Valley (3 H, 1 ER, 5 SO)
- Posted seven-or-more strikeouts in seven-of-22 outings on season

2023

- Began professional career with FCL-Phillies (ROK)
- Made pro debut Aug. 19 vs FCL-Tigers (1.0 IP, 0 H, 0 ER)
- Promoted to Clearwater (A) on Aug. 25
- First appearance with Threshers Aug. 25 at Lakeland (1.0 IP, 1 H, 0 ER, 1 SO)

COLLEGE

- Pitched at Washburn University (KS) from 2020-23
- Spent summer of 2022 with State College Spikes of MLB Draft League, making three appearances out of bullpen
- Named to All-MIAA Second Team in 2023, where he led the MIAA and finished ranked 12th in NCAA Division II with 110 strikeouts, which also tied Washburn's single-season strikeout record
- In 2023, finished fifth in MIAA in ERA, four in opposing average, third in IP (led team)
- In 2023, carried a no-hitter into ninth inning against Northeastern State in MIAA Tournament before leaving game
- Earned MIAA Pitcher of the Week honors twice in 2023 and was NCBWA Central Region Pitcher of the Week once
- Named All-MIAA Second Team in 2022
- His 16 starts in 2022 were most in a single-season in Washburn history
- Made 10 relief appearances in first season of action in 2021
- Sat out 2020 season and redshirted

HIGH SCHOOL/PERSONEL

- Was a three-year member of Wichita East baseball team
- Parents are Corey and Katie Steward
- Has two brothers, Corey Jr. and Calvin; and two sisters, Carly and Cassidy
- Twin brother, Calvin, is member of Ichabod baseball team
- Majored in Kineiology

CAREER HIGHS

IP (Start): 7.0 (7/23/24, JS vs ABD) SO: 9 (6/27/24, JS vs GBO)
IP (Relief): 3.0 (6/11/24, CLR vs TAM) BB: 6 (9/3/24, JS at ABD)
ER: 5 (x2, Last 8/13/24, JS vs WS) Hits: 7 (8/13/24, JS vs WS)

CASEY STEWARD'S CAREER STATISTICS

YEAR	CLUB	W	L	ERA	G	GS	CG	SH	SV	SVO	IP	H	R	ER	HR	HB	BB	SO	WP	BK	AVG
2023	FCL-Phillies (ROK)	0	0	0.00	2	0	0	0	0	0	2.0	0	0	0	0	0	1	2	0	0	.000
2023	Clearwater (A)	0	0	4.50	3	0	0	0	0	0	4.0	2	2	2	0	0	10	3	4	0	.154
2023	2023 Totals	0	0	3.00	5	0	0	0	0	0	6.0	2	2	2	0	0	11	5	4	0	.105
2024	Clearwater (A)	4	2	3.38	12	10	0	0	0	0	50.2	42	23	19	4	6	19	52	1	1	.226
2024	Jersey Shore (A+)	4	3	3.46	10	10	0	0	0	0	52.0	39	22	20	1	4	31	49	0	1	.206
2024	2024 Totals	8	5	3.42	22	20	0	0	0	0	102.2	81	45	39	5	10	50	101	1	2	.216
	Career Totals	8	5	3.40	27	20	0	0	0	0	108.2	83	47	41	5	10	61	106	5	2	.211



EDUARDO TAIT

Catcher

B-T: L-R

HT: 6-0; WT: 175

OPENING DAY AGE: 18

BORN: August 27, 2006 in Panama City, Panama

HOW OBTAINED: International Free Agent (2023)

SCHOOL: N/A

CAREER TRANSACTIONS

- Signed by the Philadelphia Phillies as an international free agent on January 15, 2023 out of Panama.

2024

- Began the season with the FCL-Phillies (ROK), where he posted a .321 batting average over 51 games
- Promoted to Clearwater (A) on July 23, where he played 28 games over the remainder of the season with the Threshers
- Slashed .336/.393/.568 (.961 OPS) with 10 doubles, eight home runs and 39 RBI across 42 home games between the two levels
- Across 56 days games, hit .330 (67-203), with a .913 OPS, along with eight home runs and 56 RBI
- Over 19 games in June, slashed .314/.383/.629 (1.012 OPS), with five doubles, one triple, five home runs and 22 RBI (81 PA)
- Followed up in July by slashing .403/.419/.612 (1.031 OPS) over 20 games, along with five doubles, three home runs and 18 RBI (74 PA)
- Against RHP, compiled a slash line of .319/.362/.513 (.875 OPS), with 17 doubles, one triple, nine home runs and 64 RBI (268 PA)
- Posted a .363 average (37-102) with RISP, along with eight doubles, four home runs, 62 RBI and a .927 OPS (117 PA)
- Hit .235 (36-153) in the 44 games he appeared in at catcher and .378 (51-135) over 35 games as a designated hitter
- Had 25 multi-hit games, including three-hit games and a season-high four hits on June 21 vs FCL-Tigers
- Had hits in 54-of-79 total games (68%)
- Hit a season-high two doubles three times: June 21 vs FCL-Tigers, July 6 at FCL-Yankees and July 15 vs FCL-Yankees
- Had his lone triple of the season on June 6 at FCL-Tigers
- Slugged a season-best two home runs June 12 vs FCL-Yankees
- Posted 18 multi-RBI contests, including four three-RBI games, a four-RBI game (June 21 vs FCL-Tigers), a five-RBI game (June 10 vs FCL-Yankees) and a season-high six RBI May 16 at FCL-Yankees
- Compiled seven multi-run games, including a three run game June 21 vs FCL-Tigers and a season-high four runs July 15 vs FCL-Yankees
- Posted a six-game hitting streak from May 24-31 (.346 average)
- Had a stretch of three-straight games with three hits from July 4-8 (.818 average)
- Had four-straight two hit games from Aug. 25-31 and two hits in five-of-six games from Aug. 25-Sept. 5
- Season-best seven-game hit streak Aug. 24-Sept. 5 (.400 average)

- Appeared in 44 games at catcher, committing five errors over 423 total chances (.988%), along with eight passed balls across 350.1 innings
- Threw out 31% (22-71) of attempted base stealers
- Also appeared in 35 games at DH
- Named FCL Player of the Month for June
- After the season, was named a FCL Post-Season All-Star and a Baseball America Rookie All-Star

2023

- Began his pro career with DSL-Phillies Red (ROK) and was named a DSL-midseason All-Star
- Earned Phillies Minor League Hitter of the Month for July, slashing .340/.417/.566 (.983 OPS) in 16 games (60 PA)
- On DSL-Phillies Red, ranked 1st in AVG (min. 100 AB), hits, TB (67), 2B, RBI, SLG and OPS, T-1st in HR, 2nd in runs and T-3rd in 3B
- Transferred to DSL-Phillies White (ROK) on Aug. 20
- Reached base in 19 of his first 20 games (6/10-7/10), posting a 1.007 OPS (82 PA) in that stretch
- Following the season, was named the No. 9 Prospect in the Phillies system by Baseball America

CAREER HIGHS

Hits: 4 (6/21/24, F-PHI vs F-TIG)

RBI: 6 (5/16/24, F-PHI at F-YAN)

Runs: 4 (7/15/24, F-PHI vs F-YAN)

SB: 1 (x9, Last 7/18/24, F-PHI vs F-TIG)

HR: 2 (6/10/24, F-PHI vs F-YAN)

Strikeouts: 3 (8/22/24, CLR vs DUN)

EDUARDO TAIT'S CAREER STATISTICS

YEAR	CLUB	AVG	G	AB	R	H	2B	3B	HR	RBI	BB	SO	SB	CS	OBP	SLG	OPS	HBP	SAC
2023	DSL-Phillies (ROK)	.331	35	121	25	40	12	3	3	27	9	24	3	2	.396	.554	.950	4	0
2023	DSL-Phillies (ROK)	.346	9	26	3	9	0	0	0	9	3	7	1	0	.419	.346	.765	1	0
2023	2023 Totals	.333	44	147	28	49	12	3	3	36	12	31	4	2	.400	.517	.917	5	0
2024	FCL-Phillies (ROK)	.321	51	184	29	59	13	1	6	49	13	31	5	0	.377	.500	.877	8	0
2024	Clearwater (A)	.268	28	104	13	28	5	0	5	24	8	33	0	0	.316	.462	.778	0	0
2024	2024 Totals	.302	79	288	42	87	18	1	11	73	21	64	5	0	.356	.486	.842	8	0
	Career Totals	.313	123	435	70	136	30	4	14	109	33	95	9	2	.371	.497	.868	13	0



CARSON TAYLOR

First Baseman

B-T: L-R

HT: 6-0; **WT:** 205

OPENING DAY AGE: 25

BORN: June 2, 1999 in Atlanta, GA

HOW OBTAINED: Rule Five Draft (2023)

SCHOOL: Virginia Tech

CAREER TRANSACTIONS

- Drafted by the Los Angeles Dodgers in the fourth round (130th overall) of the 2020 draft. Signed on June 21, 2020.
- Selected by the Philadelphia Phillies in the minor league phase of the Rule Five Draft on December 6, 2023

2024

- Spent entire season with Reading (AA), promoted to Lehigh Valley (AAA) on Sept. 17 at conclusion of R-Phils' season
- Career year in first year with Phillies, posing career highs in hits, triples, home runs, RBI, walks and OPS.
- Named Fightin Phils Team MVP and Eastern League All-Star (1B)
- In first home game at FirstEnergy Stadium Apr. 9 vs Portland, hit two home runs, including game-winner in eighth inning
- Named Phillies Minor League Hitter of the Month of April, after slashing .354/.426/.708 (1.134 OPS) with four homers and 18 RBI
- Posted career-high five RBI on May 4 at Portland
- Hit .316 (6-19) over six games with Lehigh Valley in September
- Led Fightin Phils in OBP, OPS, hits, HR, RBI and BB
- In Eastern League, ranked ninth in AVG, third in RBI, 4th in OBP, 5th in SLG, 2nd in OPS, 3rd in BB and 8th in total bases.
- Slashed .308/.427/.510 (.937 OPS) in home games, hitting 10-of-16 home runs at FirstEnergy Stadium; compared to .249 on road
- Slashed .298/.409/.496 (.905 OPS) vs RHP, hit .119 vs LHP
- Slashed .366/.473/.598 (1.071 OPS) with five home runs and 59 RBI with runners in scoring position

2023

- Spent season with Tulsa (AA) in Dodgers' organization
- On injured list from July 22 through August 3

2022

- Spent season with Tulsa (AA)
- Cause 475.2 innings defensively and posted a .990 fielding percentage over 580 chances
- On injured list three separate times: May 3-12, August 5-11 and September 7-25

2021

- Began his professional career with Great Lakes (A+)
- Made pro debut on May 4 vs Dayton
- On Injured List from June 24 through July 5

- After the season, played for Glendale Desert Dogs in Arizona Fall League, appearing in 11 games and hitting .297 with two home runs and six RBI

2020

- Did not play as season was cancelled due to COVID-19 Pandemic

COLLEGE

- Spent 2019 and '20 with Virginia Tech
- Named 2020 Collegiate Baseball All-American as a Third Team Catch, also named 2020 VaSID All-State Player of the Year and 2020 VaSID All-State First-Team Catcher
- Named to 2020 Buster Posey National Collegiate Catcher of the Year Watch List
- In just his second collegiate game, tied a Virginia Tech and ACC record when four-of-five hits versus Manhattan went for doubles (one two other players at Virginia Tech and eight ACC players in total have accomplished the feat)
- Name listed on five school records (most chances game, most put-outs by catcher in game, most assists in game by catcher, single-season fielding percentage of 1.000 in 2020 and career .998 fielding percentage)
- Spent 2018 with Bethesda Big Train in Cal Ripken Summer League and 2019 with Yarmouth-Dennis Red Sox in Cape Cod Baseball League

HIGH SCHOOL/PERSONEL

- Two years at Hyde Park School and two years at Greater Atlanta Christian School
- Two-time Perfect Game honorable mention All American and first team all-state after junior and senior seasons
- Named to Atlanta Braves High School All-Star team
- Only player in school history to not strike out in a single season
- One season of football at Hyde Park, as middle linebacker and wide receiver
- Born June 2, 1999, in Atlanta, Georgia
- Parents are Jeff and Ashley Taylor, has younger sister, Lexy
- Grandfather Jim McDonald played basketball at Kentucky (1959-62)
- Has fiance, Abby

CAREER HIGHS

Hits: 4 (x2, Last 6/21/24, REA at NH)

RBI: 5 (5/4/24, REA at POR)

Runs: 3 (x4, Last 8/26/23, TUL at NWA)

SB: 2 (x2, Last 7/23/24, REA at NH)

HR: 2 (x3, Last 4/9/24, REA vs POR)

Strikeouts: 4 (8/9/23, TUL vs AMA)

CARSON TAYLOR'S CAREER STATISTICS

YEAR	CLUB	AVG	G	AB	R	H	2B	3B	HR	RBI	BB	SO	SB	CS	OBP	SLG	OPS	HBP	SAC
2021	Great Lakes (A+)	.278	79	291	52	81	16	1	9	54	45	63	1	0	.371	.433	.804	1	0
2022	Tulsa (AA)	.253	76	269	31	68	11	0	4	23	29	67	0	0	.333	.338	.671	4	0
2023	Tulsa (AA)	.221	77	249	35	55	5	1	10	26	31	64	1	0	.310	.369	.679	1	0
2024	Reading (AA)	.277	109	372	53	103	16	3	16	75	67	96	5	1	.389	.465	.854	5	0
2024	Lehigh Valley (AAA)	.316	6	19	4	6	0	0	0	2	6	2	0	0	.519	.316	.835	2	0
2024	2024 Totals	.279	115	391	56	109	16	3	16	77	73	98	5	1	.396	.458	.854	7	0
	Career Totals	.261	347	1200	175	313	48	5	39	180	178	292	7	1	.359	.407	.766	13	0



JARED THOMAS

Catcher

B-T: L-R

HT: 5-10; WT: 185

OPENING DAY AGE: 24

BORN: December 3, 2000 in Anaheim, CA

HOW OBTAINED: 15th Round, 2023

SCHOOL: Loyola Marymount

CAREER TRANSACTIONS

- Drafted by the Philadelphia Phillies in the 15th round (463rd overall) of the 2023 draft out of Loyola Marymount. Signed on July 18, 2023.

2024

- Split season between Clearwater (A), Jersey Shore (A+) and Lehigh Valley (AAA), spending majority of season with Threshers
- Assigned to Jersey Shore to begin season, but sent on rehab assignment to Clearwater on April 27. Was assigned to Clearwater on May 17
- Promoted to Jersey Shore on Aug. 6 and to Lehigh Valley Sept. 7
- Slashed .273/.333/.273 (.606 OPS) over seven games with Jersey Shore and .286/.375/.286 (.661 OPS) across four games with Lehigh Valley
- Over 36 games (261.2 innings) at catcher, had .997 fielding percentage and just one errors over 316 total chances
- Combined to go three-for-38 (8%) in throwing out stolen base attempts
- Posted six multi-hit games, including season-high three hits on July 4 at Dunedin
- Had three multi-RBI games, including season-best three RBI May 11 at Tampa

2023

- Began professional career with Florida Complex League Phillies (ROK). Appeared in 11 games
- Promoted to Clearwater (A) on Sept. 1. Played in three games
- Registered first professional RBI Aug. 15 vs FCL-Blue Jays, had two runs driven in Aug. 19 vs FCL-Tigers
- Had first professional hit Aug. 4 at FCL-Tigers

COLLEGE

- Began collegiate career in 2020 at Miami (FL), appearing in 11 games and hitting .188
- Returned to Hurricanes in 2021, appearing in 19 contests and posting an OPS of .700
- Transferred to Loyola Marymount for 2022 and '23 seasons
- In 2022, appeared in 36 contests, slashing .306/.394/.472 (.866 OPS), with six home runs and 22 RBI
- In final collegiate season in 2023, slashed .305/.399/.433 (.832 OPS) over 49 games, while adding four home runs and 35 RBI
- Spent summer of 2021 with Santa Barbara of California Collegiate League

HIGH SCHOOL/PERSONEL

- Four-year varsity starter, playing three seasons at Canwell Sacred Heart of Mary High School and his senior year at Orange Lutheran High School
- Two-time team captain
- Earned three first-team all-league honors
- Helped teams to four league titles and Orange Lutheran to a NHSI championship in 2019
- Parents are Jim and Teri Thomas
- Has one brother, Zach, who plays baseball at Dixie State University
- Majored in business

CAREER HIGHS

Hits: 3 (7/4/24, CLR at DUN)

Runs: 2 (9/7/23, CLR at PMB)

HR: 1 (x2, Last 7/4/24, CLR at DUN)

RBI: 3 (5/11/24, CLR at TAM)

SB: 1 (x4, Last 8/23/24, JS at BRK)

Strikeouts: 3 (x2, Last 9/15/24, LHV at SWB)

JARED THOMAS' CAREER STATISTICS

YEAR	CLUB	AVG	G	AB	R	H	2B	3B	HR	RBI	BB	SO	SB	CS	OBP	SLG	OPS	HBP	SAC
2023	FCL-Phillies (ROK)	.167	11	18	0	3	2	0	0	3	7	6	0	0	.444	.278	.722	2	0
2023	Clearwater (A)	.143	3	7	3	1	0	0	0	0	3	2	0	0	.456	.143	.598	1	0
2023	2023 Totals	.160	14	25	3	4	2	0	0	3	10	8	0	0	.447	.240	.687	3	0
2024	Clearwater (A)	.188	39	117	8	22	3	0	2	13	18	23	3	2	.309	.265	.574	3	1
2024	Jersey Shore (A+)	.273	7	22	2	6	0	0	0	1	2	6	1	0	.333	.273	.606	0	0
2024	Lehigh Valley (AAA)	.286	4	7	2	2	0	0	0	0	1	5	0	0	.375	.286	.661	0	0
2024	2024 Totals	.205	50	146	12	30	3	0	2	14	21	34	4	2	.316	.267	.583	3	1
2024	Career Totals	.199	64	171	15	34	5	0	2	17	31	42	4	2	.340	.263	.603	6	1



PAXTON THOMPSON

Right Handed Pitcher

B-T: R-R

HT: 6-1; WT: 205

OPENING DAY AGE: 25

BORN: October 5, 1999 in St. Michael, MN

HOW OBTAINED: Free Agent (2023)

SCHOOL: Charlotte

CAREER TRANSACTIONS

- Signed by the Philadelphia Phillies as an undrafted free agent on August 4, 2023, out of the University of Charlotte

2024

- Split season between Clearwater (A) and Jersey Shore (A+), making 35-combined relief appearances
- Promoted to Jersey Shore on July 1, where he finished season
- Posted a 2.70 ERA (7 ER, 23.1 IP) over 18 home appearances and a 2.77 ERA (8 ER, 26.0 IP) across 17 road outings
- Did not allow an earned run over six July appearances (10.0 IP), while striking out 12 hitters and allowing just five hits
- In the second half of the season (18 games) posted a 1.80 ERA (5 ER, 25.0 IP)
- Held RHH to a .186/.245/.247 (.492 OPS) slash line, with just one home run and seven RBI over 97 at bats
- Opposing hitters posted a .244 average (11-45) with RISP
- With two outs, hitters had a .211 average (12-57)
- Tossed two-scorless innings in Jersey Shore debut July 3 at Wilmington (2 H, 2 SO)
- Did not allow an earned run over nine-straight outings from June 29 to August 11 (13.0 IP)
- Finished the season not allowing an earned run in five of final six appearances
- Struck out a season-high four batters on three occasions: May 19 vs Daytona Beach, July 30 at Hudson Valley and Aug. 15 vs Winston-Salem
- Went 2.0 IP on 14 occasions

2023

- Made his pro debut on Aug. 22 with FCL-Phillies (ROK)
- Promoted to Clearwater (A) on Aug. 24

COLLEGE

- Pitched collegiately at Bradley (2019), Mary (2020), Parkland College (2021) and UNC-Charlotte (2022-23)
- Made summer ball stops at Upper Valley in the NECBL (2019) and Forest City in Coastal Plain League (2022)
- Appeared in seven games as freshman at Bradley, posting a 2.35 ERA; then pitched in three games for Mary in COVID-shortened 2020 season
- Named to 2023 Conference USA All-Tournament Team
- Appeared in 22 games with four starts, leading qualified pitchers in ERA and had a team-high eight wins
- Second on team with 69 strikeouts and third with 64.0 IP
- Pitched in 2023 NCAA Tournament against Tennessee and Clemson
- Pitched in eight games and made one starts in 2022

HIGH SCHOOL/PERSONEL

- Three-year letterwinner at St. Michael-Albertville and helped Knights to a Regional Championship
- Two-time All-Conference selection and All-State Tournament Team selection
- Parents are Megan and Stee Thompson
- Has sister, Alaina
- Was a finance major at UNC-Charlotte

CAREER HIGHS

IP (Start): N/A

SO: 4 (x4, Last 8/15/24, JS vs WS)

IP (Relief): 2.0 (x14, Last 9/1/24, JS vs HV)

BB: 3 (7/25/24, JS vs ABD)

ER: 4 (9/1/23, CLR vs FTM)

Hits: 5 (x2, Last 5/5/24, CLR at LAK)

PAXTON THOMPSON'S CAREER STATISTICS

YEAR	CLUB	W	L	ERA	G	GS	CG	SH	SV	SVO	IP	H	R	ER	HR	HB	BB	SO	WP	BK	AVG
2023	FCL-Phillies (ROK)	0	0	0.00	1	0	0	0	0	0	1.0	0	0	0	0	0	0	2	0	0	.000
2023	Clearwater (A)	0	0	7.71	4	0	0	0	0	0	4.2	7	4	4	2	0	2	8	1	0	.350
2023	2023 Totals	0	0	6.35	5	0	0	0	0	0	5.2	7	4	4	2	0	2	10	1	0	.292
2024	Clearwater (A)	1	2	3.62	19	0	0	0	1	1	27.1	26	11	11	2	1	9	30	3	1	.257
2024	Jersey Shore (A+)	2	0	1.64	16	0	0	0	2	3	22.0	15	5	4	2	0	6	23	1	0	.195
2024	2024 Totals	3	2	2.74	35	0	0	0	3	4	49.1	41	16	15	4	1	15	53	4	1	.230
	Career Totals	3	2	3.11	40	0	0	0	3	4	55.0	48	20	19	6	1	17	63	5	1	.238



BRAYDON TUCKER

Right Handed Pitcher

B-T: L-R

HT: 6-3; WT: 205

OPENING DAY AGE: 25

BORN: July 19, 1999 in Terre Haute, IN

HOW OBTAINED: Free Agent (2023)

SCHOOL: Lipscomb

CAREER TRANSACTIONS

- Signed by the Philadelphia Phillies as an undrafted free agent on July 19, 2023, out of Lipscomb

2024

- Began season with Clearwater (A), making 15 appearances and nine starts
- On 7-day IL from May 31-June 11
- Promoted to Jersey Shore (A+) on July 16
- On Development List from Aug. 25-Sept. 1
- Across 10 home games, posted a 4-1 record and 2.22 ERA (11 ER, 44.2 IP)
- Over four June starts, posted a 2.12 ERA (4 ER, 17.0 IP)
- Had a 1.69 ERA over two September Starts (2 ER, 10.2 IP)
- Posted a 7-3 record and 3.16 ERA (30 ER, 85.1 IP) over his 17 starts, and boasted an impressive 2.18 ERA (5 ER, 20.2 IP) in six relief appearances
- In second half of the season, had a 2.82 ERA (19 ER, 60.2 IP) across 12 games and 10 starts
- Limited RHH to a .216/.286/.279 (.565 OPS) slash line with 1 home run and 17 RBI over 190 at bats
- With two outs, opposing hitters posted a .186 average (21-113)
- Tossed 2.1 IP of scoreless ball in season-debut Apr. 5 at Bradenton
- In second start with Jersey Shore on July 28 vs Aberdeen, allowed one run on three hits over six innings (5 SO)
- Posted six-shutout innings in win Aug. 18 vs Winston-Salem (3 H, 4 SO)
- Season-best seven-shutout innings in final start of season Sept. 7 at Aberdeen (6 H, 1 BB, 8 SO)
- Went six-or-more innings in three of final four starts on season
- Won three-straight starts from Aug. 11-24 and went 4-1 over final-five outings of the season
- Named Florida State League Pitcher of the Week on July 14 after tossing six-scoreless and hitless inning July 13 at Palm Beach (6 SO)

2023

- Began professional career with FCL-Phillies (ROK)
- Promoted to Clearwater (A) on Sept. 2
- Appeared in one postseason game

COLLEGE

- Pitched at Indiana from 2019-22 and transferred to Lipscomb for 2023 season
- Made summer ball appearances for Terre Haute of Prospect League (2019), Macon of Coastal Plain League (2020), Holly Springs of Coastal Plain League (2021) and Kokomo of Northwoods League (2022)
- Compiled a stellar 7-1 record and 3.97 ERA over 17 games and 16 starts in 2023 with Lipscomb; struck out 98 hitters over 93.0 IP (9.5 SO/9.0 IP)
- Tossed 20 games and made four starts with Hoosiers in 2022
- Named Big Ten Pitcher of the Week Apr. 13, 2021, after throwing final-four innings scoreless to collect first career save against Illinois, while not allowing a hit
- Made 11 appearances as a reliever in 2021
- Started four games for Indiana as sophomore in COVID-shortened 2020 season
- Made five appearances out of the bullpen in freshman season of 2019

HIGH SCHOOL/PERSONEL

- Played for head coach Craig Trout at Northview High School, where he was a four-year letter winner
- Rated as No. 7 overall prospect and No. 5 RHP in Indiana by Perfect Game
- Helped Knights to Indiana High School Athletic Association Class 3A state championship as a sophomore
- Tabbed honorable mention All-Central Region by Perfect Game as a senior
- Two-time high honorable mention Underclass All-American per Perfect Game
- Two-time All-State honoree
- Named district pitcher of the year as a senior
- Compiled a 35-6 overall record on the mound with 306 strikeouts; hit .400 in prep career with 15 home runs
- Owens school record for strikeouts in a game with 20
- Also lettered three times in basketball
- Parents are Tammy and Jim Tucket
- Brother, Dakota Smith, lettered in football at Rose-Hulman

CAREER HIGHS

IP (Start): 7.0 (9/7/24, JS at ABD)

SO: 8 (9/7/24, JS at ABD)

IP (Relief): 6.0 (7/13/24, CLR at PMB)

BB: 3 (x2, Last 7/28/24, JS vs ABD)

ER: 5 (8/4/24, JS at HV)

Hits: 8 (9/1/24, JS vs HV)

PAXTON THOMPSON'S CAREER STATISTICS

YEAR	CLUB	W	L	ERA	G	GS	CG	SH	SV	SVO	IP	H	R	ER	HR	HB	BB	SO	WP	BK	AVG
2023	FCL-Phillies (ROK)	0	0	13.50	2	1	0	0	0	0	2.0	3	3	3	0	1	1	1	0	0	.375
2023	Clearwater (A)	0	0	3.00	2	0	0	0	0	0	3.0	3	1	1	0	0	2	2	0	0	.273
2023	2023 Totals	0	0	7.20	4	1	0	0	0	0	5.0	6	4	4	0	1	3	3	0	0	.316
2024	Clearwater (A)	5	2	2.94	15	9	0	0	0	1	64.1	53	21	21	3	7	13	62	2	1	.226
2024	Jersey Shore (A+)	4	2	3.02	8	8	0	0	0	0	41.2	37	14	14	2	2	13	42	2	0	.243
2024	2024 Totals	9	4	2.97	23	17	0	0	0	1	106.0	90	35	35	5	9	26	104	4	1	.233
	Career Totals	9	4	3.16	27	18	0	0	0	1	111.0	96	39	39	5	10	29	107	4	1	.237



LUIS VERDUGO

Infielder

B-T: R-R

HT: 6-2; WT: 160

OPENING DAY AGE: 24

BORN: October 12, 2000 in La Paz, Baja California Sur, Mexico

HOW OBTAINED: Free Agent (2024)

SCHOOL: N/A

CAREER TRANSACTIONS

- Signed by the Chicago Cubs as an international free agent on July 2, 2017 out of Mexico
- Signed by the Philadelphia Phillies as a minor league free agent on December 12, 2024

2024

- Spent entire season with Tennessee (AA) in the Cubs system, appearing in 109 games, which was a career-high in games played
- Posted a .281 average (56-199) over 53 road games, compared to a .233 average (48-206) across 56 home contests
- Over 19 games in May, slashed .338/.365/.451 (.816 OPS), with six doubles, one triple and five RBI (74 PA)
- Posted a .356/.409/.433 (.842 OPS) over 26 August games, with eight doubles and 20 RBI
- Had nearly identical splits, hitting .255 (24-94) vs LHP and .257 (80-311) against RHP
- With RISP, slashed .319/.360/.378 (.738 OPS), with 38 RBI (119 AB)
- Posted three multi-run games, scoring two runs in each
- Compiled 23 multi-hit games, including seven three-hit games and a season-high four hits on Aug. 30 at Rocket City
- Season-best two doubles Aug. 30 at Rocket City
- Had eight multi-RBI games, including a season-best three RBI three times: June 6 vs BIR, Aug. 3 at MIS and Aug. 15 at BIR
- Posted a season-best 19-game hitting streak from Aug. 16-Sept. 7 (28-93/.301)
- Made appearances at all four infield positions: 1B (14 games), 2B (19), 3B (72) and SS (2), along with two games at DH; committed 10 errors over 359 total chances (.972%)
- Played for Tomateros de Culiacan in the Mexican Pacific Winter League after the season

2023

- Split season between South Bend (A+) and Tennessee (AA), playing in a combined 78 games
- Began season with Tennessee, then was assigned to South Bend on May 30, where he remained for rest of the season
- Played for Tomateros de Culiacan in the Mexican Pacific Winter League after the season
- On Sept. 6 vs Quad City, had four runs, five hit, two doubles, home run and five RBI
- Played majority of games at 3B, but also appeared at other IF spots

- Named Midwest League Player of the Month of September after posting a slash line of .469/.541/.813 (1.354 OPS), with eight runs, five doubles, two home runs and seven RBI over nine games (37 PA)
- Named Midwest League Player of the Week on Sept. 10, after slashing .522/.593/1.000 (1.593 OPS), with eight runs, five doubles, two home runs and seven RBI over six games (27 PA)

2022

- Spent season with South Bend (A+), appearing in 107 games
- Had three games with season-high two doubles: May 3 vs PEO, June 28 at BEL and June 29 at BEL
- On June 26 vs Peoria, had three runs, three hits, double, home run and four RBI
- Played 105 games at 3B, along with one start each at 2B and DH

2021

- Spent season with Myrtle Beach (A), playing in 62 games
- On 7-day IL from May 22 to June 2, along with being on 7-day IL from Aug. 12 through end of season, being activated on Oct. 4
- On July 29 vs Augusta, had two runs, three hits, two doubles and one RBI
- Played majority of games at 3B (51), along with appearances at 2B (4), SS (7) and DH (2)

2020

- Did not play as season was cancelled due to COVID-19 Pandemic
- Played for Tomateros de Culiacan in the Mexican Pacific Winter League

2019

- Spent season with ACL-Cubs (ROK), playing in 53 games and hitting .305
- On Aug. 7 at ACL-Giants Brown, had five hits, two runs and one RBI, along with a stolen base
- Career-high two home runs Aug. 24 at ACL-Padres 1
- Appeared in 38 games at SS, 15 at 3B and one at DH

2018

- Began professional career with ACL-Cubs (ROK), appearing in 47 games in first pro season
- Made pro debut June 18 vs ACL-Reds, having a hit and run
- Posted three hits, two runs and a double June 21 at ACL-Reds
- Appeared in games at SS (40), 3B (10) and DH (1)

CAREER HIGHS

Hits: 5 (x2, Last 9/6/23, SB vs QC)

Runs: 4 (x2, Last 9/6/23, SB vs QC)

HR: 2 (8/24/19, A-CUB at A-PA1)

RBI: 6 (8/24/19, A-CUB at A-PA1)

SB: 2 (x2, Last 8/6/19, A-CUB vs A-AGR)

Strikeouts: 5 (4/23/23, TNS vs CHA)

LUIS VERDUGO'S CAREER STATISTICS

YEAR	CLUB	AVG	G	AB	R	H	2B	3B	HR	RBI	BB	SO	SB	CS	OBP	SLG	OPS	HBP	SAC
2018	ACL-Cubs (ROK)	.193	47	176	28	34	4	1	4	20	17	45	5	3	.264	.295	.559	1	2
2019	ACL-Cubs (ROK)	.305	53	197	40	60	9	2	5	38	19	39	8	2	.367	.447	.814	2	0
2021	Myrtle Beach (A)	.187	62	214	22	40	12	1	3	25	11	65	2	1	.229	.294	.523	1	0
2022	South Bend (A+)	.269	107	368	43	99	27	1	5	41	46	70	4	4	.352	.389	.741	3	1
2023	South Bend (A+)	.271	60	218	30	59	19	0	7	38	23	36	4	1	.336	.454	.790	0	0
2023	Tennessee (AA)	.105	18	57	3	6	2	0	0	3	4	28	0	0	.175	.140	.315	1	1
2023	2023 Totals	.236	78	275	33	65	21	0	7	41	27	64	4	1	.303	.389	.692	1	1
2024	Tennessee (AA)	.257	109	405	34	104	21	1	2	42	34	74	4	2	.313	.328	.641	2	0
	Career Totals	.246	456	1635	200	402	94	6	26	207	154	357	27	13	.311	.358	.669	10	4



JORDAN VIARS

Outfielder

B-T: L-L

HT: 6-2; **WT:** 215

OPENING DAY AGE: 21

BORN: July 18, 2003 in Plano, TX

HOW OBTAINED: Third Round (2021)

SCHOOL: Reedy High School (Frisco, TX)

CAREER TRANSACTIONS

- Selected by the Philadelphia Phillies in the third round (84th overall) of the 2021 draft out of Reedy High School in Frisco, Texas. Signed with the Phillies on July 17, 2021

2024

- Began season with Clearwater (A), appearing in 64 games
- Promoted to Jersey Shore (A+) on July 16 and remained with BlueClaws for remainder of season, playing in 27 games
- Over 16 games in May, posted a .322/.423/.627 (1.050 OPS), with six doubles, four home runs and 17 RBI (71 PA)
- Went six-for-17 (.353) across four September games for BlueClaws
- Hit .250 (70-280) vs RHP, compared to a .086 average (3-35) when facing LHP
- Posted a .250 average (41-164) over 47 games in first half of the season, then hit .212 (32-151) across 44 games in second half of year
- Compiled 20 multi-hit games, including two with three hits and a season-high four hits May 30 vs Lakeland
- On May 30 vs Lakeland, went four-for-four, with four runs, three home runs, nine RBI, a walk and stolen base
- Also posted a two home run game June 29 vs Bradenton
- Had 11 multi-RBI games on the season, including the career-high nine runs driven in May 30 vs Lakeland
- Only two stolen bases on season came over a four-day span: May 26 at St. Lucie and May 30 vs Lakeland
- Named Florida State League Player of the Week on June 2; from May 28-June 2 he slashed .500/.526/1.222 (1.748 OPS) with six runs, one double, four home runs, 11 RBI and one stolen base
- Also named FSL Player of the Week on June 30; from June 25-30 he slashed .409/.480/.773 (1.253 OPS), with seven runs, two doubles, two home runs and three RBI
- Had three-straight two-hit games from Sept. 3-6 at Aberdeen
- Posted a season-best seven-game hit streak from May 2-12, where he hit .370 (10-27), with a home run and 1.086 OPS
- Posted career-highs in games, at bats, runs, hits, doubles, home runs and RBI
- Appeared in games at DH (29), RF (49) and LF (13), posting five outfield assists on season
- Named a Florida State League All-Star after the season

2023

- Spent season with Clearwater (A)
- Tied career high with four hits on June 18 vs Tampa
- Had a six-game on-base streak from July 9-21, and in that span slashed .333/.440/.714 (1.154 OPS)
- Posted a .455 OBP in four postseason games (11 PA)

2022

- Played for Clearwater (A)
- Was on the IL (right ankle sprain) from the beginning of season to June 25, which included a rehab assignment with the FCL-Phillies (ROK)
- Combined he posted a .288 average with RISP (15-52)
- Participated in the Florida Instructional League after the season

2021

- Began professional career with FCL-Phillies (ROK)
- Homered in each of his final two games, including a grand slam on Sept. 17 at FCL-Blue Jays
- Defensively, made starts at 1B and LF
- Participated in the Florida Instructional League after the season

HIGH SCHOOL/PERSONEL

- 2021 graduate of Rick Reedy High School (TX)
- As a senior was selected by The Dallas Morning News as District 9-5A Offensive Player of the Year

CAREER HIGHS

Hits: 4 (x3, Last 5/30/24, CLR vs LAK)

RBI: 9 (5/30/24, CLR vs LAK)

Runs: 4 (5/30/24, CLR vs LAK)

SB: 1 (x15, Last 5/30/24, CLR vs LAK)

HR: 3 (5/30/24, CLR vs LAK)

Strikeouts: 3 (x26, Last 8/23/24, JS at BRK)

JORDAN VIARS' CAREER STATISTICS

YEAR	CLUB	AVG	G	AB	R	H	2B	3B	HR	RBI	BB	SO	SB	CS	OBP	SLG	OPS	HBP	SAC
2021	FCL-Phillies (ROK)	.255	22	47	13	12	1	0	3	18	11	12	2	0	.406	.468	.874	3	0
2022	FCL-Phillies (ROK)	.240	44	154	28	37	6	1	2	20	17	40	5	0	.330	.331	.661	5	0
2022	Clearwater (A)	.208	8	24	2	5	0	0	0	3	2	9	0	0	.286	.208	.494	1	0
2022	2022 Totals	.236	52	178	30	42	6	1	2	23	19	49	5	0	.324	.215	.639	6	0
2023	Clearwater (A)	.214	83	280	43	60	16	1	6	29	27	88	6	3	.315	.343	.658	15	3
2024	Clearwater (A)	.252	64	226	39	57	14	2	12	39	30	81	2	3	.355	.491	.846	7	0
2024	Jersey Shore (A+)	.180	27	89	11	16	0	0	2	10	11	41	0	0	.276	.247	.523	2	0
2024	2024 Totals	.232	91	315	50	73	14	2	14	49	41	122	2	3	.332	.422	.754	9	0
	Career Totals	.228	248	820	136	187	37	4	25	119	98	271	15	6	.330	.374	.704	33	3



ANDREW WALLING

Left Handed Pitcher

B-T: L-L

HT: 6-2; WT: 220

OPENING DAY AGE: 25

BORN: October 29, 1999 in Longview, WA

HOW OBTAINED: Free Agent (2022)

SCHOOL: Mississippi State

CAREER TRANSACTIONS

- Signed by the Philadelphia Phillies as an undrafted free agent on August 1, 2022 out of Mississippi State.

2024

- Began season with Jersey Shore (A+), making 30 relief appearances
- Promoted to Reading (AA) July 16, appearing in 14 games over rest of season
- Posted a 1.73 ERA (7 ER, 36.1 IP), with a 7-0 record and 6/8 in save opportunities with BlueClaws
- Had a 1.59 ERA (5 ER, 28.1 IP) over 23 home appearances
- Over 10 May appearances, posted a 1.54 ERA (2 ER, 11.2 IP)
- Did not allow an earned run across eight July outings (10.0 IP)
- Posted a 2.05 ERA (6 ER, 26.1 IP) over first 23 outings and 2.33 ERA (7 ER, 27.0 IP) across final 21 appearances
- Held RHH to a .169/.269/.220 (.489 OPS) slash line
- Limited opponents to a .071 average (3-42) in the ninth inning
- With RISP, held opponents to .204 average (11-54)
- Opposing hitters slashed .191/.329/.250 (.579 OPS) with two outs
- Worked out of bases-loaded jam in Double-A debut July 20 at Portland
- First Double-A win Aug. 2 vs Hartford with 1.1-scoreless IP
- Season-high five strikeouts over 2.0 IP Aug. 16 vs New Hampshire
- First Double-A save Sept. 3 vs Erie

2023

- Began season with Clearwater (A)
- Promoted to Jersey Shore (A+) July 26
- On IL with back injury from June 30-July 6
- Did not allow a run in nine-straight outings (13 IP) from April 28-May 30, while recording 18 strikeouts and allowing only four hits
- Appeared in one postseason game with Jersey Shore

2022

- Began professional career with FCL-Phillies (ROK)
- Promoted to Clearwater (A) on Aug. 25
- Combined to average 9.53 strikeouts per nine innings (12 SO, 11.1 IP)
- Participated in the Florida Instructional League after the season

COLLEGE

- Made just three appearances in final collegiate season at Mississippi State, lone season with program
- Spent 2021 with Eastern Oklahoma State College (same school as Christian McGowan)
- Spent 2019-20 with Oregon State
- Spent summer of 2019 with Corvallis in West Coast Summer League
- Played for Williamsport in MLB Draft League following 2022 season

HIGH SCHOOL/PERSONEL

- Four-year letterwinner at R.A. Long High School
- Area code participant as junior as senior
- Ranked second in state of Washington and 285th nationally
- Earned first-team all-league honors all three seasons at R.A. Long High School
- Parents are Jennifer and Jeff Walling
- Cousin, Ryan Littlefield, played baseball at East Carolina from 2014-17
- Was camp counselor at Longview Youth Baseball Camp

CAREER HIGHS

IP (Start): N/A

SO: 6 (x2, Last 8/11/23, JS at HV)

IP (Relief): 3.1 (5/12/23, CLR at DUN)

BB: 4 (x2, Last 5/17/24, JS at HV)

ER: 3 (x5, Last 8/27/23, JS at WIL)

Hits: 4 (8/13/24, REA vs NH)

ANDREW WALLING'S CAREER STATISTICS

YEAR	CLUB	W	L	ERA	G	GS	CG	SH	SV	SVO	IP	H	R	ER	HR	HB	BB	SO	WP	BK	AVG
2022	FCL-Phillies (ROK)	0	0	6.75	3	0	0	0	1	2	4.0	2	3	3	0	0	3	3	1	0	.143
2022	Clearwater (A)	0	0	6.14	4	0	0	0	0	0	7.1	7	5	5	0	0	6	9	4	1	.259
2022	2022 Totals	0	0	6.35	7	0	0	0	1	2	11.1	9	8	8	0	0	9	12	5	1	.220
2023	Clearwater (A)	6	1	3.23	26	0	0	0	5	7	39.0	29	18	14	4	2	26	46	6	0	.206
2023	Jersey Shore (A+)	2	2	3.24	14	0	0	0	3	5	16.2	9	8	6	0	1	3	27	0	0	.164
2023	2023 Totals	8	3	3.23	40	0	0	0	8	12	55.2	38	26	20	4	3	29	73	6	0	.194
2024	Jersey Shore (A+)	7	0	1.73	30	0	0	0	6	8	36.1	20	8	7	3	2	24	43	4	0	.161
2024	Reading (AA)	1	0	3.18	14	0	0	0	1	2	17.0	20	7	6	1	2	3	24	0	0	.290
2024	2024 Totals	8	0	2.19	44	0	0	0	7	10	53.1	40	15	13	4	4	27	67	4	0	.207
	Career Totals	16	3	3.07	91	0	0	0	16	24	120.1	87	49	41	8	7	65	152	15	1	.202



TJAYY WALTON

Outfielder

B-T: R-R

HT: 6-1; WT: 225

OPENING DAY AGE: 20

BORN: January 29, 2005 in Emporia, VA

HOW OBTAINED: Fourth Round (2023)

SCHOOL: IMG Academy (Bradenton, FL)

CAREER TRANSACTIONS

- Selected by the Philadelphia Phillies in the fourth round (130th overall) of the 2023 draft out of IMG Academy in Bradenton, Florida. Signed with the Phillies on July 18, 2023.

2024

- Spent the majority of the season with Clearwater (A), but was limited to 36 games
- Also played in four games for FCL-Phillies (ROK)
- On 7-day IL from Apr. 18-25, then again from May 11-July 4, which included a rehab assignment with FCL-Phillies
- On Temporary Inactive List from July 5-9
- Placed on 7-day IL on Aug. 25 and missed remainder of the season
- Posted a .253 average (19-75) over 23 road games, compared to a .121 average (7-58) across 17 home contests
- Over eight games in May, slashed .318/.423/.364 (.787 OPS), with one double and three RBI (26 PA)
- Hit .304 (7-23) in the first inning of games (30 PA)
- Posted two multi-run games, both with two runs scored
- Had six multi-hit games, all with two hits
- Slugged first career home run Apr. 14 vs Fort Myers, also homered two days (one game) later on Apr. 16 at Dunedin; hit third and final home run of season July 21 vs Fort Myers
- Had four multi-RBI games, including a career-high five RBI Apr. 14 vs Fort Myers
- On Apr. 14 vs Fort Myers, had two hits, one run, one double, a home run and five RBI
- Walked a season-best three times Aug. 15 vs Tampa
- Swiped a season-high two bases July 26 at Tampa
- Back-to-back two-hit games Apr. 14 and 16
- Three-game hit streak, all with two hits, from May 3-7 (6-11)
- Compiled a six-game hit streak from July 14-26
- Appeared in 27 games in LF and had a perfect fielding percentage (49 total chances), along with one assist; also made six appearances at DH

2023

- Began professional career with FCL-Phillies (ROK)
- Made his pro debut on Aug. 10 at FCL-Yankees

HIGH SCHOOL/PERSONEL

- 2023 graduate of IMG Academy (FL)
- Full name is Tayshaun Jamar Walton

CAREER HIGHS

Hits: 2 (x8, Last 7/4/24, CLR at DUN)

RBI: 5 (4/14/24, CLR vs FTM)

Runs: 2 (x3, Last 7/26/24, CLR at TAM)

SB: 2 (7/26/24, CLR at TAM)

HR: 1 (x3, Last 7/21/24, CLR vs FTM)

Strikeouts: 4 (4/6/24, CLR at BRD)

TJAYY WALTON'S CAREER STATISTICS

YEAR	CLUB	AVG	G	AB	R	H	2B	3B	HR	RBI	BB	SO	SB	CS	OBP	SLG	OPS	HBP	SAC
2023	FCL-Phillies (ROK)	.385	5	13	4	5	2	1	0	4	3	6	0	1	.529	.692	1.221	1	0
2024	FCL-Phillies (ROK)	.154	4	13	0	2	0	0	0	0	5	0	0	0	.214	.154	.368	1	0
2024	Clearwater (A)	.200	36	120	16	24	7	0	3	16	19	46	7	5	.331	.333	.664	5	0
2024	2024 Totals	.195	40	133	16	26	7	0	3	16	19	51	7	5	.321	.316	.637	6	0
	Career Totals	.212	45	146	20	31	9	1	3	20	22	57	7	6	.341	.349	.690	7	0



BRYSON WARE

Infielder

B-T: R-R

HT: 6-2; WT: 211

OPENING DAY AGE: 24

BORN: December 28, 2000 in Jackson, MS

HOW OBTAINED: Eighth Round (2023)

SCHOOL: Auburn

CAREER TRANSACTIONS

- Selected by the Philadelphia Phillies in the eighth round (253rd overall) of the 2023 draft out of Auburn. Signed by the Phillies on July 18, 2023

2024

- Began season with Clearwater (A), appearing in 75 games
- Promoted to Jersey Shore (A+) on Aug. 1, where he played in 27 games and finished season
- Over 44 home games, posted a .269 average (39-145) and hit .197 (43-218) across 58 away contests
- Across 20 games in August, slashed .310/.355/.493 (.848 OPS), with four doubles, three triples, one home run, seven RBI and 3-3 in stolen bases (76 PA)
- Hit .267 (24-90) vs LHP and was .212 (58-273) against RHP
- Posted 12 multi-run games, including a season-high three runs May 26 at St. Lucie
- Had 19 multi-hit games, including four three-hit games and a season-best four hits twice: May 26 at St. Lucie and Aug. 22 at Brooklyn
- Season-best two doubles Aug. 17 vs Winston Salem
- Had a career-high two home runs July 4 at Dunedin
- Compiled 11 multi-RBI games, which included two five-RBI contests: June 18 at Jupiter and July 4 at Dunedin
- Stole season-high two bases May 26 at St. Lucie
- Appeared in games at 1B (9), 2B (12), LF (8), 3B (37) and SS (33)

2023

- Began his career with the FCL-Phillies (ROK)
- Promoted to Clearwater (A) on Aug. 6
- Played in one postseason game

COLLEGE

- Played for Auburn from 2021-23
- Appeared in 13 games for Falmouth in Cape Cod League during the summer of 2021
- Began college career at Pearl River Junior College during COVID-shortened 2020 season
- Received the following accolades in 2023: Second Team All-SEC, SEC All-Tournament Team, ABCA First Team All-Southeast Region, NCBWA Dick Howser Trophy Semifinalist and Golden Spikes Award Midseason Watch List
- In 2023, led the team in runs, home runs, RBI, total bases and slugging percentage; which ranked in the top-10 in league in all five categories
- Set Auburn's single-season home run record (24) in 2023 as senior; also tied for most runs in single-season since 2000
- In 2023, his total bases were most since 2010 and 10th most in program history
- Ranked as high as No. 4 third baseman in country by D1 Baseball
- In 2023, ranked top 10 in league in hits, home runs and total bases during conference play
- Went on a 14-game hitting streak to start the season and 18-game hit streak from March 14-April 14
- Homered in all three games of the 2023 SEC Tournament and drove in six runs during that span
- Appeared in 49 games (23 starts) as junior in 2022; appearing in College World Series that season
- Played in 43 games (37 starts) as sophomore in 2021
- Played in 16 games and hit .321 with five home runs and 17 RBI in 2020

HIGH SCHOOL/PERSONEL

- Product of Germantown High School and Mississippi Rays
- Hit .477, with nine doubles, four triples, eight home runs and 26 RBI as a senior at Germantown
- Set school's single-season records for runs (45), home runs, batting average and OPS; also hold school career record for home runs
- Named First Team All-State by Mississippi Coaches Association and Clarion Ledger; also named MHSAA 5A All-Star
- Parents are Nelson and Teresa Ware
- Has two siblings, Conner Ware and Jessica Hollingsworth

CAREER HIGHS

Hits: 4 (8/22/24, JS at BRK)

Runs: 3 (5/26/24, CLR at SLU)

HR: 2 (7/4/24, CLR at DUN)

RBI: 5 (x2, Last 7/4/24, CLR at DUN)

SB: 2 (5/26/24, CLR at SLU)

Strikeouts: 4 (6/9/24, CLR at BRD)

BRYSON WARE'S CAREER STATISTICS

YEAR	CLUB	AVG	G	AB	R	H	2B	3B	HR	RBI	BB	SO	SB	CS	OBP	SLG	OPS	HBP	SAC
2023	FCL-Phillies (ROK)	.125	5	16	4	2	0	0	0	0	3	4	2	0	.300	.125	.425	1	0
2023	Clearwater (A)	.188	20	69	10	13	3	0	3	7	7	21	2	1	.269	.362	.631	1	0
2023	2023 Totals	.176	25	85	14	15	3	0	3	7	10	25	4	1	.276	.318	.594	2	0
2024	Clearwater (A)	.201	75	264	34	53	11	0	9	41	33	74	11	5	.305	.345	.650	8	0
2024	Jersey Shore (A+)	.293	27	99	13	29	6	4	1	11	6	31	3	0	.340	.465	.805	1	0
2024	2024 Totals	.226	102	363	47	82	17	4	10	52	39	105	14	5	.314	.377	.691	9	0
	Career Totals	.217	127	448	61	97	20	4	13	59	49	130	18	6	.307	.366	.673	11	0



DANNY WILKINSON

Left Handed Pitcher

B-T: L-L

HT: 6-0; WT: 206

OPENING DAY AGE: 24

BORN: October 19, 2000 in Summit, NJ

HOW OBTAINED: Free Agent (2022)

SCHOOL: Villanova

CAREER TRANSACTIONS

- Signed by the Philadelphia Phillies as an undrafted free agent on July 25, 2022 out of Villanova University.

2024

- Spent entire season with Jersey Shore (A+), making 30 appearances out of the bullpen
- Posted a 2.81 ERA (5 ER, 16.0 IP) over 14 road games, while posting a 6.89 ERA (12 ER, 15.2 IP) across 16 home appearances
- Over nine day games, he had a 1.08 ERA (1 ER, 8.1 IP)
- Across six outings in May, posted a 1.42 ERA (1 ER, 6.1 IP)
- Had a 3.32 ERA (7 ER, 19.0 IP) over his first outings, then a 7.11 ERA (10 ER, 12.2 IP) across his final 12 appearances on the season
- Limited LHH to a .171 average (7-41)
- When pitching with a lead, opposing hitters posted a .212 average (7-33), not allowing any home runs and just six RBI
- Began season with four-straight outings allowing no-earned runs from Apr. 6-18
- Had seven-straight scoreless appearances from Apr. 25 through May 25 and went 10-of-11 without allow an eared run from Apr. 25-June 9
- Tossed a season-high 2.2 IP July 27 vs Aberdeen
- Picked up a season-best four strikeouts on both June 9 at Greensboro and July 27 vs Aberdeen
- Finished the year with a 14.2 SO/9.0 IP ratio (50 SO, 31.2 IP)

2023

- Began professional career with Clearwater (A)
- Was named Phillies Minor League Pitcher of the Month for July, going 2-0 with one save, while producing a 0.59 ERA (ER, 15.1 IP), with 33 SO, 9 BB and a 0.98 WHIP while holding batters to a .118 average (6-51)
- Was tied for second-most wins on the team
- Limited RHH to a .157 average (20-127)
- Struck out 16.8 batters per nine innings (106 SO, 56.2 IP)
- Struck out 42% of batters faced (106-253)

2022

- Did not pitch in any games
- Activated off 60-day IL on Nov. 8

COLLEGE

- Pitched at Villanova from 2020-22, finishing his career T-4th in Wildcats' history with 15 career saves
- Pitched for Hawich in the Cape Cod League in 2021 and '22
- Averaged 13.9 SO/9.0 IP in college career (81.0 IP)
- Named Big East Pitcher of the Week on Feb. 17, 2020, as freshman
- Earned Big East Pitcher of the Week on March 15, 2021, as sophomore
- Second in Big East with seven saves in 2021

HIGH SCHOOL/PERSONEL

- Played at Scotch Plains-Fanwood High School and earned four varsity letters in baseball as a pitcher and first baseman
- Also played two years of hockey as a center
- Posted a 1.95 ERA with 202 strikeouts during his high school career
- Set a school record with 20 strikeouts in a game
- Tossed two no-hitters which came during his sophomore and senior seasons
- Three-time all-county and all-conference selection and played in the state All-Star Game his sophomore, junior and senior seasons
- Born in Scotch Plains, New Jersey
- Youngest of three children of John and Cheryl Wilkinson
- Has an older sister, Lindsay and older brother, John
- His paternal grandfather played baseball at Boston College and his maternal grandfather played college basketball at Connecticut
- Hobbies include playing golf and ice hockey with his brother, as well as video games with friends

CAREER HIGHS

IP (Start): N/A

IP (Relief): 3.2 (4/13/23, CLR vs FTM)

ER: 5 (7/27/24, JS vs ABD)

SO: 8 (x2, Last 7/23/23, CLR vs TAM)

BB: 5 (7/27/24, JS vs ABD)

Hits: 5 (8/31/23, CLR vs FTM)

DANNY WILKINSON'S CAREER STATISTICS

YEAR	CLUB	W	L	ERA	G	GS	CG	SH	SV	SVO	IP	H	R	ER	HR	HB	BB	SO	WP	BK	AVG
2023	Clearwater (A)	6	0	4.45	34	0	0	0	1	1	56.2	36	31	28	3	5	44	106	8	1	.177
2024	Jersey Shore (A+)	0	1	4.83	30	0	0	0	0	0	31.2	28	25	17	1	1	28	50	2	0	.237
	Career Totals	6	1	4.58	64	0	0	0	1	1	88.1	64	56	45	4	6	72	156	10	1	.199

2024 REVIEW



2024 TEAM NOTES

Regular Season Recap

2024 marked the 57th year of Reading Fightin Phils baseball as an affiliate of the Philadelphia Phillies (since 1967). It was the 70th year of affiliated baseball at America's Classic Ballpark, including Reading's affiliation with the Red Sox and Indians. The Fightin Phils finished with 59 wins for the second-straight season, but had a slightly lower win percentage in 2024 compared to 2023, due to playing one more game. Reading went 31-37 in the first half of the season, finishing fifth in the Eastern League's Northeast Division, then finished the second half with a 28-41 record, which was also fifth in the division. 2024 was the fourth-straight season the Fightin Phils were under .500 and also the fourth-year in a row that Reading did not qualify for the postseason, with the last playoff appearance coming in 2019.

Franchise Marks

As an affiliate of the Phillies (dating back to 1967), the Fightin Phils have played 7,927 games and hold a .502 winning percentage, with a record of 3,980-3,947. Reading is 20 wins away from 4,000 victories as a Phillies affiliate. Dating back to 1952, Reading baseball has a .506 winning percentage, with a record of 4,933-4,808. Reading is 67 wins away from 5,000 victories since the opening of Reading Municipal Stadium (now FirstEnergy Stadium) and the first professional games played there in 1952. Reading is 73 games shy of 8,000 as a Phillies affiliate and 10,000 games shy of 10,000 games in Reading baseball history (since 1952). The Fightin Phils are scheduled to play their 8,000th game as a Phillies affiliate on Friday, June 27, 2025, at the Richmond Flying Squirrels (barring no cancellations ahead of that date). 2025 will also mark the 75th Anniversary Season of America's Classic Ballpark.

The Skipper

Al Pedrique returned to Reading as the manager for his second season in 2024. Through two years, Pedrique holds 118 wins, which ranks 15th all-time in Reading history. There have been 26 managers in Reading Fightin Phils history. Through two seasons with Reading, eight players who played under Pedrique went on to play in the big leagues following their time in Reading (Drew Ellis, Johan Rojas, Orion Kerker, Oliver Dunn, Tyler Phillips, Max Lazar, Seth Johnson and Sam Aldegheri).

Breaking Down the Roster

In total, 71 players played at least one game for Reading this season (29 hitters and 42 pitchers). 17 players who played for the Fightin Phils were called up to Triple-A Lehigh Valley this season. Three players who played for Reading in 2024 made their Major League debuts this season (Max Lazar, Seth Johnson and Sam Aldegheri - LAA). Nine players with prior Major League service time played for Reading this season (Brandon Marsh, Jose Rodriguez, Kolby Allard, Beau Burrows, Max Castillo, Dylan Covey, Luis F. Ortiz, Michael Rucker and Taijuan Walker). Of those eight, five were big-league rehabs (Marsh, Covey, Ortiz, Rucker and Walker). In total, 11 players who suited up for the Fightin Phils this season had/played in the big leagues at some point prior to the end of 2024. Three Fightin Phils who were on the team prior to 2024 also made their big-league debuts this season (Erik Miller - 2022/SE, Oliver Dunn - 2023/MIL and Tyler Phillips - 2021/'23 - PHI).

Postseason Hardware

Prior to the final home game of the 2024 season, the Fightin Phils handed out their team awards. Robert Moore and Gabriel Rincones Jr. were the Pepsi Stolen Base Award Winners, Noah Skirrow was the R-Phils Gene Shirk Community Service Award Winner, Trevor Schwecke won the Broadway Charlie Wagner Un-Sung Hero Award, Robinson Pina was the Sheetz R-Phils Strikeout Leader and won FirstEnergy R-Phils Pitcher of the Year, Otto Kemp was the R-Phils Clutch Player Award Winner, Carson Taylor won the R-Phils Big Stick Award Winner and was selected as the team's MVP. In the Eastern League, Carson Taylor (1B) and Gabriel Rincones Jr. (OF) were named Eastern League All-Star's. Finally, Justin Crawford and Eiberson Castellano were named the Phillies Paul Owens Award winners as the best hitter and pitcher in the minor league organization for the 2024 season.

Prospects in Baseballtown

Of the Phillies top-30 prospects (as of October 30, 2024), 10 of them played for the Fightin Phils in 2024. They were: Aidan Miller (1), Justin Crawford (3), Gabriel Rincones Jr. (11), Jean Cabrera (13), Seth Johnson (15), Christian McGowan (22), Caleb Ricketts (24), Carlos De La Cruz (25), Moises Chace (26) and Otto Kemp (28). Former Fightin Phils amongst the Phillies top-30 prospects are: Andrew Painter (2), Mick Abel (6) and Griff McGarry (21). In total, 13 of the Phillies top-30 prospects have played for the Fightin Phils. Aidan Miller (26), Andrew Painter (32) and Justin Crawford (53) are amongst MLB's top-100 prospects.

Packing the Park

The Fightin Phils welcomed 414,262 fans to FirstEnergy Stadium in 2024, which was the second-highest total in all of Double-A baseball (30 teams). Out of the 120 total full-season minor league teams, Reading finished 16th in attendance. Additionally, the season-long attendance was the highest season-long Reading total since 2016. The average of 6,277 was the highest average attendance since 2013. In total, the R-Phils drew 28,784 more fans to games in 2024 than 2023, and also 347 more fans per game on average from the 2023 season. Nine of the 66 openings this season saw over 8,000 fans attend game and 28 games welcomed over 7,000 fans. The highest attended game in 2024 was June 7 vs Harrisburg (8,805 fans).

Offensive Recap

The Fightin Phils finished the season with a .237 team average, which was sixth in the Eastern League. Reading's other offensive rankings were fifth in runs scored (603), 7th in doubles (205), tied for fifth in triples (25), second in home runs (133) and fifth in stolen bases (152). The Fightin Phils 152 stolen bases were their most in a season since stealing 172 in 2002. It marks just the 10th time since 1967 that a R-Phils team stole over 150 bases in a season. Reading set a new franchise record in hit by pitches this season with 100, surpassing the previous best of 99 in 2002. That mark was second in the Eastern League to Hartford. Carson Taylor and Ethan Wilson each led the team with six sacrifice flies this season, marking the second-straight year a Reading player has been tied for the league lead in sac flies. Robert Moore led Reading with 11 times caught stealing this season, which was the first time the team leader had been caught stealing 10-or-more times since Roman Quinn (10) in 2015. Marcus Lee Sang led Reading with 61 runs scored, the fewest runs scored by the team leader in a full-season since Keith Kimberlin (56) in 1993. Lee Sang also led the team in triples with five, which was the third-straight year the team leader in triples had five. Lee Sang additionally led the team with 385 at bats, which was the first time in Reading Baseball history that the leader in at bats had less than 400 in a full-season. Moore led Reading in doubles with 20, which is the least amount of doubles by the team leader since Ron Lockett in 1993. Reading's 2023 leader in doubles was Oliver Dunn, who was traded for Moore (and Hendry Mendez) prior to the 2024 season. 2024 was the third-straight season Reading's RBI leader surpassed 70 runs driven in. Prior to 2022, the last time a R-Phil knocked in 70 runs was Dylan Cozens (125) in 2016).

Pitching Recap

The Fightin Phils finished 12th in the Eastern League with a 4.44 ERA. Their other league ranks were third in complete games (2), tied for sixth in shutouts (10), fourth fewest walks (458) and eighth in strikeouts (1,209). Reading's 10 shutouts this season were the pitching staff's most since 2022 (11). It was just the third time since 2015 with 10-or-more shutouts in a season and the sixth time since 2000. Tommy McCollum led the team with 10 saves, marking the first time since 2022 that Reading's save leader had double-digit saves, when Brian Marconi had 18. It's the fifth time in six years that the R-Phils save leader had 10-or-more saves. McCollum finished tied for second in the Eastern League in saves.

Pinpoint Pina

Robinson Pina turned in a stellar season as the ace of the Fightin Phils pitching staff. Pina's 12 wins marked the first time a Reading pitcher had 10-or-more wins in a season since David Parkinson had 10 in 2019. It's the most wins by a Fightin Phils' pitcher in a season since Austin Hyatt had 12 in 2011. Pina finished second in the Eastern League in wins, trailing only Somerset's Trystan Vrieling (13). Pina threw a complete game shutout on June 8 against Harrisburg (7 IP). It was the first shutout by a Reading pitcher since Nick Pivetta in 2016 and it was tied for the league lead. Pina was not the only Reading pitcher to throw a complete game this season as Braeden Fausnaught also threw a six-inning complete game on August 29 at Somerset. It was the first season with multiple complete games since the Fightin Phils had three in 2018.

Amongst the League Leaders

Carson Taylor's name was littered across the Eastern League leader boards this season. His league rankings were: 9th AVG (.277), T-8th HR (16), 3rd RBI (75), 4th OBP (.389), 5th SLG (.465), 2nd OPS (.854), T-2nd 2B (67) and 8th TB (173). Robert Moore was tied for second in the Eastern League with 11 caught stealing. Robinson Pina finished the season second in wins (12) and tied for first in shutouts (1). Tommy McCollum was tied for second in saves (10).

The Big Club

The Fightin Phils parent club, the Philadelphia Phillies, finished the 2024 season with a 95-67 record and won the National League East for the first time since 2011. Ultimately, the Phillies left three games to one to the New York Mets in the National League Division Series. There were seven former Fightin Phils on the Phillies post-season roster (Kolby Allard, Orion Kerker, Aaron Nola, Ranger Suarez, Bryson Stott, Alec Bohm and Johan Rojas). An additional seven also appeared in games this year (Connor Brogdon, Seranthony Dominguez, Tyler Gilbert, Seth Johnson, Max Lazar, Tyler Phillips and Ricardo Pinto). In total, 14 former Fightin Phils appeared in games for the Phillies this season, not including players who appeared with Reading on rehab assignments.

Crawford Crushed It

20-year old Justin Crawford was promoted to Double-A Reading on July 12 and never looked back. Over 40 games with the Fightin Phils this season, Crawford slashed .333/.380/.455 (.835 OPS). The center fielder added 25 runs, 11 doubles, three home runs, 26 RBI and was 15-16 in stolen bases. In total for 2024, Crawford hit .313, with 79 runs, 25 doubles, nine home runs, 61 RBI and was 42-51 in stolen bases between Reading and High-A Jersey Shore. With Reading, Crawford had six three-hit games and 18 multi-hit games over 40 contests, meaning Crawford had multiple hits in 45% of his Double-A games this season.

2024 EASTERN LEAGUE STANDINGS

FULL SEASON

NORTHEAST	W	L	PCT	GB	L10	STRK	HOME	ROAD	RS	RA	DIFF
Portland	78	60	.565	-	6-4	L1	38-31	40-29	711	662	49
Hartford	76	60	.559	1.0	4-6	W3	40-28	36-32	625	570	55
Somerset	75	62	.547	2.5	7-3	W3	35-32	40-30	667	600	67
Binghamton	69	67	.507	8.0	6-4	W1	28-41	41-26	548	570	-22
Reading	59	78	.431	18.5	3-7	L1	35-34	24-44	603	661	-58
New Hampshire	52	84	.382	25.0	1-9	L3	28-40	24-44	533	640	-107

SOUTHWEST	W	L	PCT	GB	L10	STRK	HOME	ROAD	RS	RA	DIFF
Akron	80	58	.580	-	4-6	L3	44-25	36-33	582	496	86
Erie	77	58	.570	1.5	7-3	W1	42-25	35-33	692	529	163
Harrisburg	68	70	.493	12.0	5-5	W1	42-29	26-41	491	541	-50
Richmond	64	74	.464	16.0	5-5	L1	36-33	28-41	592	640	-48
Bowie	62	75	.453	17.5	5-5	L1	33-35	29-40	553	605	-52
Altoona	62	76	.449	18.0	7-3	W1	36-32	26-44	572	655	-83

FIRST HALF

NORTHEAST	W	L	PCT	GB	L10	STRK	HOME	ROAD	RS	RA	DIFF
Hartford	38	30	.559	-	7-3	W2	20-10	18-20	309	298	11
Binghamton	35	32	.522	2.5	6-4	L1	15-17	20-15	298	299	-1
Portland	36	33	.522	2.5	3-7	L1	20-19	16-14	385	390	-5
Somerset	32	37	.464	6.5	3-7	L5	18-20	14-17	346	365	-19
Reading	31	37	.456	7.0	6-4	W3	21-15	10-22	322	348	-5

SOUTHWEST	W	L	PCT	GB	L10	STRK	HOME	ROAD	RS	RA	DIFF
Erie	38	29	.567	-	5-5	W5	16-12	22-17	353	258	95
Harrisburg	38	31	.551	1.0	5-5	L2	24-17	14-14	259	253	6
Akron	37	32	.536	2.0	3-7	W1	18-15	19-17	269	253	16
Richmond	34	35	.493	5.0	7-3	W1	16-14	18-21	298	297	1
Bowie	32	36	.471	6.5	2-8	L5	19-19	13-17	301	313	-12
Altoona	29	40	.420	10.0	9-1	W5	11-18	18-22	285	346	-61

SECOND HALF

NORTHEAST	W	L	PCT	GB	L10	STRK	HOME	ROAD	RS	RA	DIFF
Somerset	43	25	.632	-	7-3	W3	17-12	26-13	321	235	86
Portland	42	27	.609	1.5	6-4	L1	18-12	24-15	326	272	54
Hartford	38	30	.559	5.0	4-6	W3	20-18	18-12	316	272	44
Binghamton	34	35	.493	9.5	6-4	W1	13-24	21-11	250	271	-21
Reading	28	41	.406	15.5	3-7	L1	14-19	14-22	281	313	-32
New Hampshire	22	46	.324	21.0	1-9	L3	12-20	10-26	221	323	-102

SOUTHWEST	W	L	PCT	GB	L10	STRK	HOME	ROAD	RS	RA	DIFF
Akron	43	26	.623	-	4-6	L3	26-10	17-16	313	243	70
Erie	39	29	.574	3.5	7-3	W1	26-13	13-16	339	271	68
Altoona	33	36	.478	10.0	7-3	W1	25-14	8-22	287	309	-22
Bowie	30	39	.435	13.0	5-5	L1	14-16	16-23	252	292	-40
Harrisburg	30	39	.435	13.0	5-5	W1	18-12	12-27	232	288	-56
Richmond	30	39	.435	13.0	5-5	L1	20-19	10-20	294	343	-49

2024 FINAL OFFENSIVE STATISTICS

#	Player	Team	B	AVG	G	AB	R	H	TB	2B	3B	HR	RBI	BB	IBB	SO	SB	CS	OBP	SLG	OPS	PA	SAC	SF	HBP	GDP
29	Anthony, K	REA	R	.120	6	25	0	3	3	0	0	0	1	1	0	6	0	0	.154	.120	.274	26	0	0	0	1
30	Arnold, Z	REA	R	.149	19	67	6	10	12	2	0	0	1	2	0	24	2	1	.208	.179	.387	72	0	0	3	2
15	Bali, B	REA	L	.193	54	176	25	34	57	12	1	3	19	26	0	67	0	0	.301	.324	.625	206	0	2	2	4
48	Breaux, J	REA	R	.230	25	87	8	20	36	4	0	4	20	8	0	27	0	0	.289	.414	.703	97	0	2	0	3
36	Brito, E	REA	R	.211	41	147	16	31	40	7	1	0	10	7	0	25	7	3	.264	.272	.536	161	2	1	4	7
22	Crawford, J	REA	L	.333	40	165	25	55	75	11	0	3	26	11	0	29	15	1	.380	.455	.835	180	1	1	2	2
10	De Freitas, A	REA	R	.222	13	36	6	8	14	0	0	2	4	8	1	13	0	0	.378	.389	.767	45	0	0	1	0
45	De La Cruz, C	REA	R	.262	65	248	36	65	106	13	2	8	35	24	0	85	5	1	.341	.427	.768	279	0	1	6	5
19	Dissin, J	REA	R	.188	6	16	4	3	3	0	0	0	0	5	0	4	0	0	.435	.188	.623	23	0	0	2	2
7	Farquhar, T	REA	L	.389	5	18	2	7	8	1	0	0	0	2	0	1	0	2	.450	.444	.894	20	0	0	0	0
2	Fergus, C	REA	R	.202	37	119	14	24	40	4	0	4	13	14	0	54	7	2	.307	.336	.643	137	0	0	4	0
2	Halley, J	REA	R	.220	17	59	6	13	19	1	1	1	6	7	0	21	2	0	.324	.322	.646	68	0	0	2	1
57	Kemp, O	REA	R	.258	64	233	38	60	111	12	3	11	39	23	0	62	9	5	.353	.476	.829	273	0	3	13	6
6	Lee Sang, M	REA	L	.239	103	385	61	92	153	12	5	13	47	30	0	100	12	6	.297	.397	.694	425	1	5	4	8
18	Marsh, B	REA	L	.500	2	8	2	4	4	0	0	0	0	1	0	3	0	1	.556	.500	1.056	9	0	0	0	0
5	Martin, C	BLX	R	.147	54	177	23	26	45	2	1	5	22	17	0	62	3	1	.231	.254	.485	199	0	2	3	1
5	Martin, C	REA	R	.167	43	138	21	23	41	4	1	4	11	7	0	46	6	0	.216	.297	.513	153	0	5	3	0
5	Martin, C	2 Teams	R	.156	97	315	44	49	86	6	2	9	33	24	0	108	9	1	.224	.273	.497	352	0	7	6	1
10	Miller, A	REA	R	.190	5	21	1	4	4	0	0	0	2	0	0	4	1	0	.227	.190	.417	22	0	0	1	0
58	Moore, R	REA	S	.240	107	379	48	91	138	20	0	9	41	39	1	73	19	11	.323	.364	.687	435	5	3	9	4
38	Nova, A	REA	S	.210	22	62	3	13	14	1	0	0	3	11	0	9	0	1	.338	.226	.564	74	0	0	1	0
	Pineda, L	REA	L	.262	12	42	6	11	23	3	0	3	7	5	0	5	0	0	.354	.548	.902	48	0	0	1	1
22	Radicliff, B	REA	L	.158	45	152	14	24	43	4	0	5	8	15	0	79	0	0	.232	.283	.515	168	0	1	0	0
16	Ricketts, C	REA	L	.219	75	260	40	57	88	8	1	7	31	32	0	61	1	0	.331	.338	.669	308	0	3	13	3
27	Rincones Jr, O	REA	L	.263	59	224	35	59	109	15	1	11	29	30	0	66	20	7	.357	.487	.844	258	0	1	3	3
	Rodriguez, J	REA	R	.265	38	147	30	39	62	9	1	4	18	13	0	21	12	2	.329	.422	.751	164	0	2	2	3
7	Schwecke, T	REA	R	.257	76	245	31	63	100	18	2	5	35	25	0	69	14	0	.326	.408	.734	282	0	4	2	8
	Simmons, K	REA	R	.252	64	202	31	51	92	12	1	9	27	17	0	65	6	0	.333	.455	.788	228	0	1	8	3
38	Simoneit, W	REA	R	.153	19	59	10	9	19	2	1	2	8	7	0	28	0	0	.297	.322	.619	74	0	2	6	0
38	Simoneit, W	TNS	R	.230	18	61	5	14	23	6	0	1	8	3	0	28	2	0	.288	.377	.665	66	0	0	2	2
38	Simoneit, W	2 Teams	R	.192	37	120	15	23	42	8	1	3	16	10	0	56	2	0	.293	.350	.643	140	0	2	8	2
8	Taylor, C	REA	L	.277	109	372	53	103	173	16	3	16	75	67	1	96	5	1	.389	.465	.854	450	0	6	5	4
51	Wilson, E	REA	L	.211	91	317	31	67	110	14	1	9	36	25	0	75	9	5	.271	.347	.618	352	1	6	3	5
	REA			.237	137	4409	603	1043	1697	205	25	133	552	462	3	1218	152	49	.320	.385	.705	5037	10	49	100	75
	OPP			.260	137	4555	661	1184	1878	264	29	124	603	458	4	1209	190	55	.336	.412	.748	5132	6	34	78	76

FIGHTINS VS THE EASTEN LEAGUE

NORTHEAST DIVISION	TOTAL	HOME	ROAD
BINGHAMTON RUMBLE PONIES (New York Mets)	7-11	3-3	4-8
HARTFORD YARD GOATS (Colorado Rockies)	8-10	7-5	1-5
NEW HAMPSHIRE FISHER CATS (Toronto Blue Jays)	11-6	5-1	6-5
PORTLAND SEA DOGS (Boston Red Sox)	8-13	5-7	3-6
SOMERSET PATRIOTS (New York Yankees)	8-10	5-4	3-6
vs	42-50	25-20	17-33
SOUTHWEST DIVISION	TOTAL	HOME	ROAD
AKRON RUBBERDUCKS (Cleveland Guardians)	4-8	2-4	2-4
ALTOONA CURVE (Pittsburgh Pirates)	0-0	0-0	0-0
BOWIE BAYSOX (Baltimore Orioles)	3-6	2-4	1-2
ERIE SEAWOLVES (Detroit Tigers)	2-4	2-4	0-0
HARRISBURG SENATORS (Washington Nationals)	7-5	4-2	3-3
RICHMOND FLYING SQUIRRELS (SF Giants)	1-5	0-0	1-5
vs	17-28	10-14	7-14

2024 FINAL PITCHING STATISTICS

#	Player	Team	T	W	L	ERA	G	GS	CG	SHO	IP	H	R	ER	HR	BB	SO	AVG	WHIP	BB%	K%	FIP							
41	Albright, S	BCI	L	0	2	5.25	4	4	0	0	0	0	0	0	0	17.1	35	11	10	0	0	9	0	25	252	2	0	0	79
41	Albright, S	BEA	L	0	2	3.00	1	1	0	0	0	0	0	0	0	30.0	9	7	4	0	0	4	0	14	204	2	0	0	40
41	Albright, S	3 Teams	L	0	4	3.43	5	5	0	0	0	0	0	0	0	47.1	44	18	14	0	0	13	0	39	256	4	0	0	119
10	Alford, R	BEA	L	0	1	6.30	3	3	0	0	0	0	0	0	0	6.2	12	6	5	3	0	2	0	10	300	0	0	0	40
23	Alonso, N	MFG	R	1	1	4.00	15	0	0	0	3	0	0	2	0	151	35	10	10	4	0	7	0	23	231	3	0	1	78
23	Alonso, N	BEA	R	0	2	1.76	11	0	0	0	0	3	0	1	0	151	34	6	3	1	0	7	0	21	200	1	0	0	60
29	Alonso, N	3 Teams	R	1	3	3.38	26	0	0	0	3	3	0	3	0	312	69	16	13	5	0	14	0	44	391	4	0	1	137
11	Ash, A	BEA	R	1	3	3.33	15	10	0	0	1	0	0	0	0	61.2	50	15	23	4	0	35	0	60	215	10	0	1	271
0	Baker, A	BEA	R	4	3	6.31	27	0	0	0	0	3	0	4	0	101	69	27	24	3	1	20	0	60	281	6	0	3	161
40	Barnes, B	BEA	R	1	1	4.00	7	0	0	0	0	0	0	0	0	5.0	9	4	4	3	1	4	0	10	250	0	0	3	30
15	Cabrera, J	BEA	R	1	1	4.85	6	5	0	0	0	0	0	0	0	15.2	37	17	16	0	0	5	0	19	311	0	0	3	132
47	Camilleri, E	BEA	R	2	3	3.70	6	0	0	0	0	0	0	0	0	40.1	30	13	17	5	3	9	0	50	211	1	1	1	102
60	Canillo, M	BEA	R	0	1	4.00	3	3	0	0	0	0	0	0	0	9.0	9	4	4	1	0	1	0	8	200	0	0	1	85
12	Chico, M	BEA	R	2	1	3.00	4	4	0	0	0	0	0	0	0	15.2	34	10	5	3	0	7	0	35	200	0	1	0	77
40	Concha, E	BEA	R	1	6	6.63	14	0	0	0	1	0	0	0	0	44.3	63	16	28	10	4	20	0	61	300	8	3	1	206
41	Covey, D	BEA	R	0	1	1.00	1	0	0	0	0	0	0	1	0	3.0	3	1	1	0	1	0	0	2	250	0	0	0	21
67	Dallas, J	BEA	R	0	0	0.00	3	0	0	0	0	1	0	0	0	3.0	1	0	0	0	0	0	0	1	100	0	0	0	10
41	Deane, D	BEA	L	1	3	3.23	5	5	1	0	0	0	0	0	0	27.1	30	14	10	1	1	0	0	32	273	0	1	3	110
65	Franklin, C	BEA	R	2	1	6.13	41	1	0	0	7	0	0	3	0	61.0	45	24	20	7	0	20	1	62	301	4	0	3	283
37	Garnett, T	BEA	L	1	3	3.87	34	0	0	0	0	3	1	2	0	37.2	27	15	12	2	1	20	2	50	197	3	0	0	160
66	Hester, J	BEA	R	1	3	6.28	16	3	0	0	3	1	0	0	0	28.0	44	16	18	6	0	20	0	28	290	1	0	3	185
5	Hopson, B	BEA	R	3	1	3.00	21	0	0	0	25	1	2	3	0	25.0	24	11	10	2	1	10	1	23	270	0	0	4	104
53	Hernandez, C	BEA	R	1	3	3.28	30	1	0	0	13	4	3	0	0	121	60	16	16	4	1	0	0	61	247	1	0	4	174
12	Johnson, S	BCFW	R	0	0	2.63	18	10	0	0	0	0	0	0	0	65.0	52	14	10	5	0	35	0	61	210	11	0	4	270
13	Johnson, C	BEA	R	0	1	3.63	3	3	0	0	0	0	0	0	0	7.3	9	3	2	3	1	1	0	9	300	0	0	0	80
12	Johnson, S	3 Teams	R	0	7	3.12	30	20	0	0	0	0	0	0	0	71.2	59	27	22	7	1	30	0	70	223	11	0	4	303
65	King, C	BEA	R	0	0	0.00	1	0	0	0	0	0	0	0	0	11	3	0	0	0	0	1	0	1	100	0	0	0	7
40	Lewis, M	BEA	R	0	0	0.00	6	0	0	0	0	1	3	3	0	10.1	3	0	0	0	0	0	0	10	100	1	0	0	34
	Matheson, J	BEA	L	1	0	6.00	4	0	0	0	0	0	0	0	0	6.0	7	6	4	0	1	0	0	10	300	1	0	0	37
43	Mayer, G	BEA	R	0	1	4.50	2	0	0	0	1	1	0	1	0	2.0	4	4	1	0	0	0	0	4	400	0	0	0	10
66	McCutcheon, T	BEA	R	1	1	6.09	13	0	0	0	20	3	10	10	0	46.0	40	16	24	4	3	24	0	60	301	4	0	6	210
40	McDonnell, C	BEA	R	0	4	6.23	11	3	0	0	0	0	0	0	0	34.1	30	17	24	0	3	21	0	30	271	0	1	3	107
43	McKay, T	BEA	R	2	1	0.00	14	0	0	0	0	1	1	3	0	13.0	0	1	0	0	1	1	0	10	100	1	0	0	50
40	Morris, W	BEA	L	0	0	3.03	16	0	0	0	2	3	0	2	0	14.1	34	3	3	2	1	7	0	15	250	1	0	0	65
60	Moya, J	BEA	R	0	0	0.00	1	0	0	0	1	0	0	0	0	1.0	0	1	1	0	0	0	0	0	100	0	0	0	6
10	Newcomb, N	BEA	R	2	1	3.33	15	1	0	0	1	1	0	1	0	13.2	20	11	9	2	1	10	0	20	210	4	1	0	110
49	Oates, L.A.	BEA	R	0	0	16.43	3	0	0	0	0	0	0	0	0	31	0	4	0	1	0	1	0	0	100	3	0	0	33
44	Osterberg, M	BEA	L	3	0	5.34	18	10	0	0	0	0	0	0	0	87.2	120	55	50	7	3	24	0	75	325	4	0	3	400
22	Pina, R	BEA	R	25	4	3.05	19	19	1	1	0	0	0	0	0	100.0	137	45	44	14	7	13	0	107	300	3	1	5	423
37	Pipkin, B	BEA	R	0	0	0.00	4	0	0	0	2	1	0	0	0	4.0	3	0	0	0	0	1	0	2	200	1	0	0	10
41	Ramos, E	BEA	R	3	0	3.08	14	0	0	0	0	3	0	0	0	36.3	13	0	7	1	0	7	0	20	160	4	1	0	83
0	Rodriguez, M	BEA	R	0	0	4.50	1	0	0	0	0	0	0	0	0	2.0	2	1	1	0	0	1	0	3	200	0	0	0	0
47	Russell, M	BEA	R	0	2	4.45	15	0	0	0	0	1	0	0	0	32.1	34	10	10	4	4	10	0	30	270	4	0	4	140
40	Schultz, A	BEA	R	1	3	4.87	40	0	0	0	20	1	0	7	0	40.2	35	14	22	3	1	25	0	52	237	7	1	3	180
25	Shivers, N	BEA	R	0	5	4.66	10	17	0	0	0	0	0	0	0	94.2	120	64	40	0	0	47	0	64	300	1	0	15	442
54	Walker, T	BEA	R	0	0	3.52	1	1	0	0	0	0	0	0	0	7.2	0	4	3	0	1	1	0	0	204	0	0	0	21
51	Walling, A	BEA	L	1	0	3.18	14	0	0	0	1	4	1	3	0	13.0	20	7	0	1	3	2	0	20	200	0	0	3	71
	Wells, L	BEA	L	0	5	3.55	18	10	0	0	0	0	0	0	0	91.1	83	37	30	10	4	31	0	77	230	0	1	4	304
BEA				59	38	4.44	537	337	2	10	125	49	26	47	1000.2	1384	600	575	134	70	450	4	1200	200	75	12	70	5032	
OPP				70	60	4.07	527	327	0	0	177	41	30	63	1170.0	1043	600	633	133	100	403	0	1210	307	73	10	70	5037	

2024 FINAL DEFENSIVE STATISTICS

Left Field		
Player (G)	E(A)	
Marcus Lee Sang (13)	0 (0)	
Baron Radcliff (14)	0 (0)	
Gabriel Rincones Jr (15)	1 (2)	
Carlos De La Cruz (26)	0 (1)	
Jim Haley (4)	1 (1)	
Trevor Schwecke (18)	0 (0)	
Ethan Wilson (38)	1 (1)	
Cade Fergus (10)	1 (1)	
Leandro Pineda (3)	0 (0)	

Center Field		
Player (G)	E(A)	
Carlos De La Cruz (15)	1 (0)	
Marcus Lee Sang (61)	3 (2)	
Casey Martin (8)	0 (0)	
Cade Fergus (20)	2 (2)	
Brandon Marsh (1)	0 (0)	
Justin Crawford (35)	0 (2)	

Right Field		
Player (G)	E(A)	
Gabriel Rincones Jr. (38)	3 (2)	
Carlos De La Cruz (19)	0 (0)	
Baron Radcliff (14)	1 (2)	
Marcus Lee Sang (20)	2 (1)	
Ethan Wilson (40)	2 (2)	
Cade Fergus (7)	0 (1)	
Leandro Pineda (1)	0 (0)	

Shortstop		
Player (G)	E	
Casey Martin (20)	4	
Trevor Schwecke (13)	1	
Robert Moore (61)	11	
Jose Rodriguez (9)	4	
Erick Brito (26)	1	
Zach Arnold (3)	1	
Aidan Miller (5)	1	
Trent Farquhar (1)	0	

Second Base		
Player (G)	E	
Kendall Simmons (26)	5	
Robert Moore (45)	1	
Jose Rodriguez (28)	1	
Casey Martin (7)	0	
Otto Kemp (5)	0	
Trevor Schwecke (10)	0	
Erick Brito (12)	0	
Zach Arnold (4)	0	
Trent Farquhar (2)	0	

Third Base		
Player (G)	E	
Jim Haley (10)	8	
Kendall Simmons (30)	7	
Trevor Schwecke (22)	6	
Casey Martin (7)	2	
Carson Taylor (2)	0	
Otto Kemp (56)	5	
Zach Arnold (10)	3	
Erick Brito (3)	1	

Catcher		
Player (G)	E(PB)	
Caleb Ricketts (71)	4 (13)	
William Simoneit (18)	2 (1)	
Arturo De Freitas (12)	1 (1)	
Andrick Nava (19)	2 (2)	
Josh Breaux (13)	0 (0)	
Jordan Dissin (6)	2 (2)	

First Base		
Player (G)	E	
Carson Taylor (74)	6	
Bryce Ball (37)	2	
William Simoneit (1)	0	
Jim Haley (1)	0	
Trevor Schwecke (8)	0	
Josh Breaux (6)	0	
Andrick Nava (1)	0	
Leandro Pineda (7)	0	
Zach Arnold (4)	0	
Keaton Anthony (4)	0	

2024 HIGHS AND LOWS

SINGLE GAME HIGHS - TEAM

Stat	R-PHILS Amount/Date	OPPONENTS Amount/Date
Runs (Game)	13 (x2, 6/14 vs POR)	19 (x2, 7/9 vs AKR)
Runs (Inning)	8 (x2, 6/14 vs POR)	8 (x2, 7/9 vs AKR)
Scoring Drought (Innings)	14 (5/17-19 at RIC)	23 (7/21-25)
Hits (Game)	16 (5/22 vs BNG)	26 (7/9 vs AKR)
Hits (Inning)	8 (7/24 at RIC)	10 (7/9 vs AKR)
Fewest Hits	2 (x5, 8/6 at AKR)	2 (x2, 7/27 at NH)
Doubles	5 (x4, 8/18 vs NH)	7 (x2, 5/23 vs BNG)
Triples	2 (x2, 8/20 at BNG)	3 (4/27 vs SOM)
Home Runs (Game)	5 (5/25 vs BNG)	4 (x3, 7/9 vs AKR)
Home Runs (Inning)	3 (x3, 8/17 vs NH)	2 (x8, 8/7 at AKR)
Cons. Game with HR	13 (6/13-28)	4 (8/11-15)
XBH	8 (6/28 vs BOW)	10 (4/26 vs SOM)
Strikeouts (Hitters)	18 (4/16 at BNG)	18 (9/5 vs ERI)
Walks (Hitters)	10 (6/14 vs POR)	11 (x2, 4/30 at POR)
Stolen Bases	9 (7/23 at NH)	7 (7/1 at SOM)
Errors	6 (4/30 at POR)	4 (5/12 vs HFD)
Cons. Games with Error	5 (x2, 9/5-10)	17 (7/30-8/18)
Cons. Game without Error	8 (8/3-11)	6 (9/5-11)
Pitchers Used (9 Inn.)	7 (x2, 6/16 vs POR)	6 (x8, 9/8 vs ERI)
Most LOB	14 (4/24 vs SOM)	14 (4/24 vs SOM)
Fewest LOB	2 (x3, 7/27 at NH)	2 (x5, 8/7 at AKR)
WIN		
Streak	4 (7/20-24)	6 (4/12-18)
Comeback Victory	4 (7/30 vs HFD)	6 (8/9 at AKR)
Margin of Victory	9 (5/4 at POR)	--
Margin of Defeat	--	18 (4/6 at BOW)
Largest Shutout	7-0 (x3, 7/27 at NH)	11-0 (4/12 vs POR)
HOME		
Longest 9-Inning Game	3:02 (x2, 5/22 vs BNG)	3:08 (8/28 at SOM)
Shortest 9-Inning Game	2:10 (7/13 vs AKR)	2:00 (9/14 at HBG)
Longest Extra-Inning Game	2:45 (5/24 vs BNG)	3:10 (6/22 at NH)
Largest Crowd	8,805 (6/7 vs HBG)	9,177 (5/16 at RIC)
Smallest Crowd	2,209 (4/10 vs POR)	993 (4/19 at BNG)

SINGLE GAME HIGHS - PLAYER

Stat	R-PHILS Amount/Date	OPPONENTS Amount/Date
Hitting		
Hits	4 (x2, C. Taylor, 6/21 at NH)	4 (x16, C. Meyers, 9/7 vs ERI)
Runs Scored	3 (x8, J. Crawford, 8/24 at BNG)	4 (x2, R. Flores, 9/1 at SOM)
XBH	3 (M. Lee Sang, 4/30 at POR)	3 (x4, C. Mendoza, 9/5 vs ERI)
Doubles	2 (x14, O. Kemp, 8/18 vs NH)	3 (D. Osborn, 5/23 vs BNG)
Triples	1 (x25, G. Rincones Jr., 9/4 vs ERI)	1 (x28, 8/27, at SOM)
Home Runs	2 (x6, C. De La Cruz, 6/11 vs POR)	2 (x4, C. Kayfus, 7/9 vs AKR)
RBI	5 (x3, J. Crawford, 8/10 at AKR)	7 (C. Burns, 4/6 at BOW)
Total Bases	10 (M. Lee Sang 4/30 at POR)	10 (R. Ritter, 5/28 at HFD)
Stolen Bases	3 (x2, M. Lee Sang 8/30 at SOM)	2 (x18, C. Wilson, 9/13 at HBG)
Walks	4 (G. Rincones Jr., 4/9 vs POR)	3 (x6, Z. Kokoska, 5/28 at HFD)
Strikeouts	4 (x9, G. Rincones Jr., 8/6 at AKR)	4 (x6, C. Meyers, 9/5 vs ERI)
Pitching		
IP (Starter)	7.0 (x6, R. Pina, 7/27 at NH)	7.1 (x2, A. Quezada, 5/28 vs HFD)
IP (Reliever)	4.1 (N. Skirrow, 5/22 vs BNG)	5.1 (J. Jarvis, 5/23 vs BNG)
Hits (Starter)	10 (x3, L. Wells, 6/18 at NH)	10 (K. Luckham, 6/8 vs HBG)
Hits (Reliever)	8 (Z. Haake, 7/9 vs AKR)	6 (x3, K. Luckham, 9/10 at HBG)
Strikeouts (Starter)	13 (M. Chace, 8/31 at SOM)	11 (B. Selvidge, 4/27 vs SOM)
Strikeouts (Reliever)	8 (E. Contreras, 5/26 vs SOM)	10 (x2, J. Jarvis, 5/23 vs BNG)
Walks (Starter)	5 (x2, N. Skirrow, 5/28 at HFD)	5 (x5, T. Denholm 8/10 at AKR)
Walks (Reliever)	5 (M. Neunborn, 4/6 at BOW)	4 (J. Mejia, 5/8 vs HFD)
Earned Runs (Starter)	8 (x3, M. Osterberg, 7/9 vs AKR)	7 (x3, T. Denholm, 8/10 at AKR)
Earned Runs (Reliever)	7 (C. McGowan, 8/7 at AKR)	7 (N. Clenney, 5/22 vs BNG)
Home Runs Allowed	3 (x3, R. Pina, 7/20 at POR)	3 (x4, R. Sanchez, 8/17 vs NH)

2024 MISCELLANEOUS STATS

		Total
1st Half	31-37	
2nd Half	28-41	
Home:	35-34	
Road:	24-44	
vs Northeast:	42-50	
vs Southwest:	17-28	
vs HBG in 2024:	7-5	
vs HBG (Home):	4-2	
vs HBG (Road):	3-3	
Series Record (W-L-T) :	6-13-5	
Sweeps / Swept / Splits :	0-0-24	
Monday: 0-1	April: 10-12	
Tuesday : 9-12	May: 10-17	
Wednesday: 8-12	June : 13-12	
Thursday : 6-14	July : 10-13	
Friday : 10-13	August : 11-16	
Saturday : 15-13	September: 5-8	
Sunday : 10-13		
Players: 28	Transactions: 210	

STAT	TOTAL	HOME/ROAD
Day	11-12	4-2/7-10
Night	48-66	31-32/17-34
Pinstripe	13-9	13-9/0-0
Black Throwback	0-0	0-0/0-0
Los Luchadores	8-13	6-6/2-7
Hot Dogs	7-6	7-6/0-0
Road Gray	17-29	0-0/17-29
Navy R-Phils	4-8	0-0/4-8
Keystone	5-7	4-7/1-0
Specialty	6-5	6-5/0-0
Score 1st	35-27	17-7/18-20
Opp Score 1st	24-51	18-27/6-24
Won Last AB	4-9	4-0/0-9
vs RHP	54-58	32-26/22-32
vs LHP	6-19	3-8/3-11
Starter 6+ IP	18-10	11-4/7-6
Starter 7+ IP	6-0	3-0/3-0
Starter 8+ IP	0-0	0-0/0-0
Score 5+ Runs	45-13	28-7/17-6
Score less 5 Runs	14-64	7-27/7-37
Outhit Opponent	39-12	23-4/16-8
Outhit by Opp.	12-62	8-29/4-33
Same # of Hits	6-5	2-2/4-3
Extra Innings	2-4	0-1/2-3
Doubleheaders	6-8	2-4/4-4
1-Run Games	12-29	9-10/3-19
2-Run Games	11-11	6-1/5-10
Lead After 6	44-13	27-3/17-10
Trail After 6	7-54	5-26/2-28
Tied After 6	8-11	3-5/5-6
Lead After 7	51-8	30-1/21-7
Trail After 7	2-61	1-29/1-32
Tied After 7	6-9	4-4/2-5
Lead After 8	47-3	28-0/19-3
Trail After 8	1-58	1-26/0-32
Tied After 8	5-8	3-3/2-5
Commit 0 Errors	28-40	15-14/13-26
Commit 1-2 Errors	30-30	19-14/11-16
Commit 3+ Errors	1-8	1-6/0-2

WHO GOES WHERE									
Player	C	1B	2B	3B	SS	LF	CF	RF	DH
Marcus Lee Sang	-	-	-	-	-	12	59	20	10
Carlos De La Cruz	-	-	-	-	-	26	15	18	6
Gabriel Rincones Jr.	-	-	-	-	-	15	-	38	6
Caleb Ricketts	69	-	-	-	-	-	-	-	4
Jim Haley	-	1	-	9	-	4	-	-	2
Carson Taylor	-	73	-	2	-	-	-	-	33
Kendall Simmons	-	-	25	30	-	-	-	-	3
Baron Radcliff	-	-	-	-	-	14	-	12	17
Casey Martin	-	-	7	5	21	-	7	-	2
Bryce Ball	-	36	-	-	-	-	-	-	16
William Simoneit	18	1	-	-	-	-	-	-	-
Trevor Schwecke	-	6	10	21	13	17	-	-	3
Robert Moore	-	-	45	-	60	-	-	-	1
Jose Rodriguez	-	-	27	-	9	-	-	-	1
Ethan Wilson	-	-	-	-	-	37	-	40	12
Arturo De Freitas	12	-	-	-	-	-	-	-	1
Cade Fergus	-	-	-	-	-	9	20	7	-
Otto Kemp	-	-	5	55	-	-	-	-	3
Andrick Nava	19	1	-	-	-	-	-	-	-
Josh Breaux	14	5	-	-	-	-	-	-	6
Justin Crawford	-	-	-	-	-	-	35	-	5
Leandro Pineda	-	6	-	-	-	3	-	1	2
Erick Brito	-	-	12	3	26	-	-	-	-
Zach Arnold	-	3	3	10	3	-	-	-	-
Aidan Miller	-	-	-	-	5	-	-	-	-
Jordan Dissin	6	-	-	-	-	-	-	-	-
Keaton Anthony	-	4	-	-	-	-	-	-	2
Trent Farquhar	-	-	3	-	1	-	-	-	3

Player	1st	2nd	3rd	4th	5th	6th	7th	8th	9th
Marcus Lee Sang	51	7	1	-	3	4	7	13	16
Carlos De La Cruz	-	33	4	10	11	2	3	1	-
Gabriel Rincones Jr.	-	17	39	3	1	-	-	-	-
Caleb Ricketts	-	3	36	9	10	14	1	-	-
Jim Haley	-	-	-	3	7	2	3	1	-
Carson Taylor	1	2	31	66	4	4	-	-	-
Kendall Simmons	-	4	-	5	23	8	14	5	-
Baron Radcliff	-	-	-	-	-	5	11	24	3
Casey Martin	-	1	-	-	-	1	2	6	32
Bryce Ball	-	-	1	4	5	15	12	15	-
William Simoneit	-	-	-	-	2	3	6	9	-
Trevor Schwecke	-	2	5	7	14	12	21	7	-
Robert Moore	29	16	-	-	1	22	22	4	11
Jose Rodriguez	10	27	-	-	-	-	-	-	-
Ethan Wilson	-	3	-	6	10	24	19	16	12
Arturo De Freitas	-	-	-	-	-	-	-	1	12
Cade Fergus	5	-	-	-	-	-	-	2	29
Otto Kemp	-	-	16	17	30	1	-	-	-
Andrick Nava	-	-	-	-	-	-	1	10	9
Josh Breaux	-	-	-	6	12	4	1	2	-
Justin Crawford	39	1	-	-	-	-	-	-	-
Leandro Pineda	-	-	-	-	1	8	3	-	-
Erick Brito	3	13	-	-	1	2	3	8	12
Zach Arnold	-	-	-	-	1	4	6	8	-
Aidan Miller	-	3	2	-	-	-	-	-	-
Jordan Dissin	-	-	-	-	-	-	2	4	-
Keaton Anthony	-	-	2	-	3	-	1	-	-
Trent Farquhar	1	1	-	-	-	-	1	1	1

2024 AWARD WINNERS	
Eastern League Pitcher of the Week:	
Robinson Pina: June 4-9 and July 23-28	
Moises Chace: Aug. 27-Sept. 1	
Eastern League All-Star's:	
Carson Taylor (1B)	
Gabriel Rincones Jr. (OF)	
Paul Owens Award Winners:	
Justin Crawford (OF)	
Eiberson Castellano (RHP)	
Minor League Baseball Rawlings Gold Glove Award Winner:	
Keaton Anthony (1B)	

2024 TRANSACTIONS

APRIL (43)

4/5 - Christian McGowan to Development List
4/5 - Matt Russell to Development List
4/5 - Arturo De Freitas to Development List
4/5 - Cristian Hernandez to 7-day IL
4/5 - Otto Kemp to 7-day IL
4/5 - Ethan Wilson to 7-day IL
4/5 - Andrew Painter to 60-day IL
4/5 - Dominic Pipkin to 60-day IL
4/7 - Jose Rodriguez Added to Roster
4/7 - Trevor Schwecke to Development List
4/9 - Noah Skirrow from LHV
4/9 - Mitch Neunborn to Development List
4/13 - Matt Russell Reinstated Dev. List
4/13 - Trevor Schwecke Reinstated Dev. List
4/13 - Andrew Schultz to 7-day IL
4/13 - Baron Radcliff to 7-day IL
4/14 - Efrain Contreras to Development List
4/15 - Lachlan Wells to 7-day IL
4/16 - Mitch Neunborn Reinstated from Dev. List
4/16 - Arutro De Freitas Reinstated from Dev. List
4/17 - Christian McGowan Reinstated Dev. List
4/17 - Arturo De Freitas to Development List
4/19 - Jordi Martinez to 7-day IL
4/20 - Eury Ramos from PDC
4/20 - Matt Osterberg to Development List
4/21 - Efrain Contreras from Development List
4/21 - Noah Skirrow to Development List
4/22 - Carlos De La Cruz to 7-day IL
4/22 - Kendall Simmons to 7-day IL
4/23 - Noah Skirrow from Development List
4/23 - Lachlan Wells off 7-day IL
4/23 - Arturo De Freitas from Development List
4/23 - Baron Radcliff off 7-day IL
4/23 - Efrain Contreras to 7-day IL
4/25 - Ethan Wilson off 7-day IL
4/25 - Gabriel Rincones Jr. to 7-day IL
4/26 - Matt Osterberg from Development List
4/26 - Robinson Pina to Development List
4/27 - Otto Kemp to Jersey Shore
4/28 - Carlos De La Cruz off 7-day IL
4/28 - Arturo De Freitas to Development List
4/30 - Andrew Schultz off 7-day IL
4/30 - Noah Skirrow to Development List

MAY (31)

5/3 - Beau Burrows to Lehigh Valley
5/4 - Robinson Pina from Development List
5/4 - Jim Haley to Lehigh Valley
5/5 - Arturo De Freitas from Development List
5/5 - Caleb Ricketts to 7-day IL

5/7 - Wesley Moore from Jersey Shore
5/7 - Cristian Hernandez off 7-day IL
5/7 - Zach Haake to Development List
5/7 - Robinson Pina to Development List
5/7 - Noah Skirrow off Development List
5/7 - Christian McGowan to Development List
5/8 - Efrain Contreras off 7-day IL
5/8 - Tyler McKay from Lehigh Valley
5/8 - Andrew Baker to Jersey Shore
5/8 - Max Lazar to Lehigh Valley
5/9 - Kendall Simmons off 7-day IL
5/9 - Christian McGowan to 7-day IL
5/12 - Robinson Pina off Development List
5/12 - Caleb Ricketts off 7-day IL
5/12 - Matt Osterberg to Development List
5/12 - William Simoneit to Development List
5/17 - Matt Osterberg off Development List
5/17 - Lachlan Wells to Development List
5/19 - Zach Haake off Development List
5/19 - William Simoneit off Development List
5/19 - Eury Ramos to Lehigh Valley
5/19 - Wesley Moore placed on 7-day IL
5/22 - Kolby Allard from FCL
5/22 - Arturo De Freitas to Development List
5/24 - Lachlan Wells from Development List
5/24 - Matt Osterberg to Development List

JUNE (30)

6/1 - Matt Osterberg from Development List
6/1 - Mitch Neunborn to Jersey Shore
6/4 - Eury Ramos from Lehigh Valley
6/4 - Arturo De Freitas off Development List
6/4 - Kolby Allard to Lehigh Valley
6/4 - Trevor Schwecke to Lehigh Valley
6/4 - Jose Rodriguez declared ineligible
6/5 - William Simoneit to Lehigh Valley
6/8 - Cade Fergus from Lehigh Valley
6/11 - Luis Ortiz Major League Rehab
6/11 - Michael Rucker Major League Rehab
6/11 - Otto Kemp from Jersey Shore
6/11 - Andrick Nava from Jersey Shore
6/11 - Arturo De Freitas to Development List
6/13 - Brandon Marsh Major League Rehab
6/13 - Arturto De Freitas off Development List
6/13 - Caleb Ricketts to 7-day IL
6/15 - Max Castillo from FCL
6/15 - Trevor Schwecke from Lehigh Valley
6/15 - Cade Fergus to 7-day IL
6/15 - Gabriel Rincones Jr. to 60-day IL
6/15 - Jordi Martinez to Full-Season IL
6/15 - Casey Martin traded to the Brewers
6/15 - Brandon Marsh returned from rehab

6/18 - Luis Ortiz ML Rehab to Lehigh Valley
6/21 - Michael Rucker ML Rehab to Lehigh Valley
6/25 - Daniel Harper from JS
6/25 - Caleb Ricketts off 7-day IL
6/25 - Arturto De Freitas to Development List
6/25 - Tyler McKay to LHV

JULY (47)

7/1 - Andrew Baker from JS
7/1 - Josh Breaux Signed and Assigned to REA
7/1 - Bryce Ball released
7/1 - Max Castillo to LHV
7/1 - Konnor Ash to Development List
7/1 - Arturo De Freitas from Development List
7/3 - Dominic Pipkin off 60-day IL
7/3 - Cade Fergus off 7-day IL
7/3 - Arturo De Freitas to Development List
7/3 - Eury Ramos to LHV
7/9 - Samuel Aldegheri from Jersey Shore
7/9 - Jean Cabrera from Jersey Shore
7/9 - Tristan Garnett to 7-day IL
7/9 - Carlos De La Cruz to Lehigh Valley
7/11 - Konnor Ash from Development List
7/11 - Robinson Pina to Development List
7/12 - Justin Crawford from JS and to Dev. List
7/12 - Zach Haake to Lehigh Valley
7/13 - Arturo De Freitas off Development List
7/13 - Marcus Lee Sang to Temporary Inactive List
7/13 - Andrick Nava to 7-day IL
7/15 - Eiberson Castellano from JS
7/15 - Andrew Walling from JS
7/15 - Erick Brito from JS
7/15 - Leandro Pineda from JS
7/15 - Efrain Contreras Released
7/15 - Matt Russell Released
7/15 - Baron Radcliff Released
7/15 - Matt Osterberg to Development List
7/15 - Lachlan Wells to Development List
7/19 - Justin Crawford off Development List
7/19 - Marcus Lee Sang off TIL
7/19 - Gabriel Rincones off 60-day IL
7/20 - Robinson Pina off Development List
7/20 - Noah Skirrow to Development List
7/23 - Lachlan Wells off Development List
7/23 - Arturo De Freitas to Development List
7/24 - Matt Osterberg off Development List
7/24 - Lachlan Wells to Development List
7/25 - Christian McGowan off 7-day IL
7/25 - Matt Osterberg to 7-day IL
7/26 - Noah Skirrow off Development List
7/26 - Dominic Pipkin to 7-day IL
7/30 - Wesley Moore off 7-day IL

7/28 - Sam Aldegheri traded to LAA
7/31 - Seth Johnson traded from BAL
7/31 - Dylan Covey rehab to REA
7/31 - Taijuan Walker rehab
7/31 - Noah Skirrow to Development List

AUGUST (32)

8/1 - Lachlan Wells to 7-day IL
8/4 - Tristant Garnett 60-day IL
8/4 - Leandro Pineda 60-day IL
8/6 - Nelson Alvarez Acquired from TB
8/6 - Dominic Pipkin to Full-Season IL
8/6 - Taijuan Walker Rehab to LHV
8/7 - Taijuan Walker Rehab from LHV
8/8 - Dylan Covey Rehab to LHV
8/8 - Noah Skirrow off Development List
8/8 - Christian McGowan to Development List
8/13 - Moises Chace from JS
8/13 - Braeden Fausnaught from JS
8/13 - Zach Arnold from JS
8/13 - Seth Johnson to LHV
8/13 - Robinson Pina to LHV
8/13 - Andrick Nava off IL/To Dev. List
8/13 - Kendall Simmons to 7-day IL
8/13 - Taijuan Walker to PHI from Rehab
8/13 - Arturo De Freitas Released
8/15 - Christian McGowan Reinstated
8/15 - Andrick Nava Reinstated
8/15 - Braeden Fausnaught to Dev. List
8/15 - Josh Breaux to 7-day IL
8/21 - Kendall Simmons to 60-day IL
8/22 - Cristian Hernandez to 7-day IL
8/22 - Braeden Fausnaught Reinstated
8/27 - Trevor Schwecke to 7-day IL
8/28 - Josh Breaux off 7-day IL
8/31 - Tyler McKay from Lehigh Valley
8/31 - Jean Cabrera to Development List

SEPTEMBER (27)

9/3 - Aidan Miller transferred from JS
9/3 - Tyler McKay transferred to LHV
9/4 - Tristan Garnett off 60-day IL
9/4 - Cristian Hernandez off 7-day IL
9/4 - Trevor Schwecke to LHV
9/4 - Carlos Francisco and Tommy McCollum to Development List
9/5 - Marcus Lee Sang to LHV
9/5 - Tommy McCollum off Development List
9/5 - Christian McGowan to 7-day IL
9/6 - Keaton Anthony from JS
9/6 - Jordan Dissin from JS
9/6 - Otto Kemp to LHV
9/6 - Josh Breaux to LHV
9/6 - Caleb Ricketts to 7-day IL
9/10 - Jack Dallas, Gunner Mayer and Trent Farquhar from JS
9/10 - Eiberson Castellano to 7-day IL
9/11 - Chuck King from JS
9/11 - Konnor Ash to Development List
9/12 - Mitch Neunborn from JS
9/12 - Braeden Fausnaught to Development List
9/13 - Christian McGowan off 7-day IL
9/13 - Mitch Neunborn to Development List
9/15 - Matt Osterberg off 7-day IL
9/15 - Noah Skirrow to Development List

2024 DAY-BY-DAY (FIRST HALF)

DATE	OPPONENT	TIME/RESULT	RECORD	WINNER	LOSER	SAVE	TIME	ATTENDANCE
4/5	at Bowie	5-2, W	1-0	J. Martinez (1-0)	K. Strowd (0-1)	M. Lazar (1)	2:48	7,741
4/6	at Bowie	19-1, L	1-1	K. Brnovich (1-0)	E. Contreras (0-1)	None	2:53	6,974
4/7	at Bowie	4-3, L	1-2	R. Hennen (1-0)	T. McCollum (0-1)	None	2:17	3,841
4/9	Portland	9-8, W	2-2	C. Francisco (1-0)	W. Olds (0-1)	M. Lazar (2)	3:02	8,510
4/10	Portland	5-1, W	3-2	L. Wells (1-0)	I. Coffey (0-1)	None	2:18	2,209
4/11	Portland	PPD						
4/12	Portland	11-0, L	3-3	Z. Penrod (1-0)	M. Osterberg (0-1)	None	2:23	3,704
4/13	Portland	9-2, L	3-4	W. Kwiatkowski (1-0)	R. Pina (0-1)	None	2:12	4,471
4/13	Portland	5-4, L	3-5	J. Webb (1-0)	E. Contreras (0-2)	F. Cepeda (1)	2:14	4,471
4/14	Portland	9-5, L	3-6	B. Cellecui (1-0)	N. Skirrow (0-1)	R. Zeferjahn (1)	2:44	5,560
4/16	at Binghamton	3-2, L	3-7	B. Tidwell (1-1)	K. Ash (0-1)	W. Ramos (3)	2:35	1,662
4/17	at Binghamton	PPD						
4/18	at Binghamton	4-3, L	3-8	P. Gervase (1-0)	T. Garnett (0-1)	None	2:31	1,089
4/18	at Binghamton	7-4, W	4-8	T. McCollum (1-1)	H. Parsons (1-1)	None	2:22	1,089
4/19	at Binghamton	8-2, W	5-8	R. Pina (1-1)	J. Suarez (0-1)	None	2:35	993
4/20	at Binghamton	6-3, L	5-9	C. Foster (1-0)	B. Burrows (0-1)	W. Ramos (4)	2:38	1,555
4/21	at Binghamton	5-4, W	6-9	E. Ramos (1-0)	B. Tidwell (1-2)	T. McCollum (1)	2:47	2,050
4/23	Somerset	10-4, W	7-9	A. Baker (1-0)	Z. Messinger (0-2)	M. Lazar (3)	2:43	3,833
4/24	Somerset	4-3, W	8-9	Z. Haake (1-0)	B. Dees (1-2)	T. McCollum (2)	2:54	3,304
4/25	Somerset	5-0, W	9-9	R. Pina (2-1)	T. Vrieling (2-1)	None	2:24	4,517
4/26	Somerset	13-2, L	9-10	B. Abeyta (1-3)	M. Osterberg (0-2)	None	2:58	7,854
4/27	Somerset	9-0, L	9-11	B. Selvidge (1-1)	N. Skirrow (0-2)	None	2:28	7,652
4/28	Somerset	6-3, W	10-11	B. Burrows (1-1)	L. Velasquez (1-1)	T. McCollum (3)	2:12	8,110
4/30	at Portland	9-3, L	10-12	Z. Penrod (2-0)	Z. Haake (1-1)	None	2:47	2,324
5/1	at Portland	8-3, L	10-13	A. Hoppe (1-1)	A. Baker (1-1)	J. Webb (1)	2:42	3,554
5/2	at Portland	PPD						
5/3	at Portland	9-3, L	10-14	H. Dobbins (2-0)	M. Osterberg (0-3)	W. Olds (1)	2:34	3,285
5/4	at Portland	13-4, W	11-14	R. Pina (3-1)	A. Bastardo (0-2)	None	2:11	6,005
5/4	at Portland	2-1, L	11-15	W. Gonzalez (2-1)	Z. Haake (1-2)	R. Zeferjahn (3)	1:36	6,005
5/5	at Portland	2-1, L	11-16	J. Webb (2-0)	A. Baker (1-2)	F. Cepeda (5)	2:01	6,914
5/7	Hartford	7-1, W	12-16	N. Skirrow (1-2)	C. Van Scoyoc (1-3)	None	2:28	6,668
5/8	Hartford	4-3, W	13-16	T. Garnett (1-1)	J. Mejia (0-1)	None	2:38	3,204
5/9	Hartford	10-8, W	14-16	T. McKay (1-0)	B. Hardy (1-1)	None	2:44	3,192
5/10	Hartford	PPD						
5/11	Hartford	5-2, L	14-17	A. Quezada (2-0)	L. Wells (1-1)	None	2:02	7,921
5/11	Hartford	5-3, W	15-17	M. Neunborn (1-0)	M. Albright (0-3)	T. McCollum (3)	2:04	7,921
5/12	Hartford	6-3, W	16-17	R. Pina (4-1)	C. Van Scoyoc (1-4)	T. McKay (1)	2:22	5,713
5/14	at Richmond	PPD						
5/15	at Richmond	6-4, L	16-18	W. Jensen (2-2)	M. Neunborn (1-1)	None	2:35	8,346
5/16	at Richmond	9-1, L	16-19	H. Birdsong (2-1)	E. Contreras (0-3)	None	2:09	9,177
5/16	at Richmond	3-1, L	16-20	T. Kiest (2-0)	L. Wells (1-2)	N. Garcia (3)	2:03	9,177
5/17	at Richmond	8-3, L	16-21	W. Jensen (3-2)	T. McCollum (1-2)	None	2:25	6,103
5/18	at Richmond	2-0, L	16-22	C. Ragsdale (1-1)	R. Pina (4-2)	E. Silva (1)	2:17	6,828
5/19	at Richmond	6-2, W	17-22	A. Schultz (1-0)	T. Kiesta (2-1)	None	2:45	7,284
5/21	Binghamton	6-5, L	17-23	C. Foster (2-1)	T. McKay (1-1)	None	2:30	8,412
5/22	Binghamton	12-7, W	18-23	N. Skirrow (2-2)	D. Juarez (1-2)	None	3:02	4,549
5/23	Binghamton	13-6, L	18-24	J. Jarvis (2-1)	A. Schultz (1-1)	None	3:00	5,412
5/24	Binghamton	2-1, L	18-25	W. Ramos (2-0)	C. Francisco (1-1)	P. Gervase (3)	2:45	7,723
5/25	Binghamton	12-6, W (7)	19-25	R. Pina (5-2)	J. Suaerz (2-2)	C. Hernandez (1)	2:37	8,447
5/26	Binghamton	3-2, W	20-25	E. Contreras (1-3)	J. Geber (1-2)	T. McCollum (5)	2:24	6,954
5/28	at Hartford	7-6, L	20-26	A. Quezada (2-3)	N. Skirrow (2-3)	None	2:22	3,689
5/29	at Hartford	5-4, L	20-27	S. Halvorsen (1-1)	T. Garnett (1-2)	None	2:34	4,742
5/30	at Hartford	8-1, L	20-28	C. Van Scoyoc (2-5)	L. Wells (1-3)	None	2:21	5,108
5/31	at Hartford	6-4, L	20-29	J. Sommers (1-2)	K. Allard (0-1)	S. Halvorsen (1)	2:32	7,093
6/1	at Hartford	6-1, W	21-29	M. Osterberg (1-3)	J. Cande (3-3)	None	2:44	7,322
6/2	at Hartford	4-2, L	21-30	C. Baumgartner (1-0)	C. Hernandez (0-1)	S. Halvorsen (2)	2:18	6,883
6/4	Harrisburg	7-6, L	21-31	A. Lara (3-0)	M. Russell (0-1)	S. Reyes (1)	2:26	5,612
6/5	Harrisburg	PPD						
6/6	Harrisburg	9-1, W	22-31	L. Wells (2-3)	M. Cuevas (1-4)	None	2:11	6,897
6/7	Harrisburg	6-3, W	23-31	C. Francisco (2-1)	H. Powell (1-3)	T. McCollum (6)	2:25	8,805
6/8	Harrisburg	7-0, W (7)	24-31	R. Pina (6-2)	K. Luckham (2-4)	None	1:34	7,582
6/8	Harrisburg	5-3, L (7)	24-32	J. Sinclair (2-1)	E. Contreras (1-4)	C. Romero (1)	2:09	7,582
6/9	Harrisburg	4-0, W	25-32	N. Skirrow (3-3)	A. Lara (3-1)	None	2:16	8,691
6/11	Portland	9-5, L	25-33	J. Webb (5-1)	K. Ash (0-2)	None	2:54	5,564
6/12	Portland	5-4, L	25-34	H. Dobbins (4-1)	L. Wells (2-4)	B. Cellucci (2)	2:31	7,011
6/13	Portland	8-6, W	26-34	T. McKay (2-1)	T. Denlinger (0-3)	C. Hernandez (2)	2:41	8,487
6/14	Portland	13-8, W	27-34	R. Pina (7-2)	J. Encarnacion (0-1)	None	2:54	7,957
6/15	Portland	5-2, W	28-34	N. Skirrow (4-3)	B. Cellucci (1-2)	T. McCollum (7)	2:52	8,052
6/16	Portland	10-5, L	28-35	I. Coffey (3-2)	E. Contreras (1-5)	None	2:39	8,550
6/18	at New Hampshire	6-5, L	28-36	D. Harrison (2-4)	L. Wells (2-5)	R. Boyer (5)	2:35	2,314
6/19	at New Hampshire	4-3, L	28-37	A. Macko (5-2)	M. Osterberg (1-4)	J. Burnette (4)	2:04	2,532
6/20	at New Hampshire	CNCL						
6/21	at New Hampshire	6-2, W	29-37	R. Pina (8-2)	C. Van Eyk (2-5)	None	2:28	3,314
6/22	at New Hampshire	4-3, W (10)	30-37	C. Francisco (3-1)	A. Bechtold (0-3)	None	3:10	4,083
6/23	at New Hampshire	5-3, W	31-37	E. Ramos (2-0)	M. Dominguez (2-3)	T. McCollum (8)	3:01	3,608

2024 DAY-BY-DAY (SECOND HALF)

DATE	OPPONENT	TIME/RESULT	RECORD	WINNER	LOSER	SAVE	TIME	ATTENDANCE
6/25	Bowie	8-4,W	1-0 (32-37)	L. Wells (3-5)	T. Bright (0-8)	None	2:29	7,081
6/26	Bowie	3-2, L	1-1 (32-38)	K. Brnovich (5-2)	M. Osterberg (1-5)	N. Richmond (2)	2:37	5,752
6/27	Bowie	3-2, L	1-2 (32-39)	D. Heid (4-2)	M. Castillo (0-1)	L. Henzman	2:22	7,633
6/28	Bowie	10-3,W	2-2 (33-39)	R. Pina (9-2)	A. Pham (3-2)	None	2:38	7,869
6/29	Bowie	2-1, L (10)	2-3 (33-40)	L. Henzman (1-1)	T. McCollum (1-3)	None	2:34	7,339
6/30	Bowie	6-3, L	2-4 (33-41)	B. Brehmer (1-0)	K. Ash (0-3)	K. Gillies (3)	2:52	6,353
7/1	at Somerset	7-6, L	2-5 (33-42)	L. Velasquez (2-2)	C. Francisco (3-2)	None	2:56	4,453
7/2	at Somerset	4-2,W	3-5 (34-42)	M. Osterberg (2-5)	Z. Messinger (2-5)	T. Garnett (1)	2:34	4,857
7/3	at Somerset	5-4, L	3-6 (34-43)	J. Liranzo (3-1)	M. Russell (0-2)	K. Stevens (4)	2:42	7,106
7/4	Somerset	8-2, L	3-7 (34-44)	Y. Calderon (1-1)	R. Pina (9-3)	None	2:33	7,525
7/5	Somerset	5-4, L (7)	3-8 (34-45)	E. Reyzelman (1-0)	T. Garnett (1-3)	K. Stevens (5)	2:11	6,759
7/6	Somerset	5-2,W	4-8 (35-45)	L. Wells (4-5)	B. Selvidge (7-6)	A. Schultz (1)	2:24	7,342
7/9	Akron	19-3, L	4-9 (35-46)	T. Mace (7-3)	M. Osterberg (2-6)	None	2:43	4,395
7/10	Akron	6-3, L	4-10 (35-47)	A. Peterson (3-0)	R. Pina (9-4)	J. Leftwich (7)	2:26	5,218
7/11	Akron	7-2, L	4-11 (35-48)	P. Messick (2-1)	J. Cabrera (0-1)	None	2:32	5,331
7/12	Akron	8-3, L	4-12 (35-49)	R. Webb (3-6)	S. Aldegheri (0-1)	None	2:51	5,206
7/13	Akron	1-0,W	5-12 (36-49)	L. Wells (5-5)	A. Davenport (6-3)	A. Schultz (2)	2:10	7,178
7/14	Akron	7-6,W	6-12 (37-49)	D. Harper (1-0)	B. Hanner (7-3)	None	2:35	5,390
7/19	at Portland	6-2, L	6-13 (37-50)	I. Coffey (7-2)	K. Ash (0-4)	None	2:27	7,368
7/20	at Portland	6-5,W	7-13 (38-50)	R. Pina (10-4)	J. Webb (6-2)	A. Schultz (3)	2:47	7,368
7/21	at Portland	8-2,W	8-13 (39-50)	E. Castellano (1-0)	H. Dobbins (6-3)	None	2:41	7,368
7/23	at New Hampshire	2-0,W	9-13 (40-50)	L. Wells (6-5)	C. Van Eyk (2-7)	A. Schultz (4)	2:21	3,182
7/24	at New Hampshire	7-0,W	10-13 (41-50)	M. Osteberg (3-6)	N. Frazee (0-1)	None	2:21	4,585
7/25	at New Hampshire	5-4, L	10-14 (41-51)	A. Tolhurst (1-0)	T. McCollum (1-4)	None	2:35	3,361
7/26	at New Hampshire	7-3, L	10-15 (41-52)	T. Wallace (4-3)	S. Aldegheri (0-2)	None	2:37	2,780
7/27	at New Hampshire	7-0,W	11-15 (42-52)	R. Pina (11-4)	L. Estrada (0-3)	None	2:07	5,413
7/28	at New Hampshire	6-1, L	11-16 (42-53)	C. Van Eyk (3-7)	E. Castellano (1-1)	None	2:39	3,722
7/30	Hartford	5-4,W	12-16 (43-53)	C. Hernandez (1-1)	S. Halvorsen (4-2)	None	2:41	7,855
7/31	Hartford	7-4, L	12-17 (43-54)	C. Baumgartner (3-0)	C. McGowan (0-1)	Z. Agnos (3)	2:23	4,202
8/1	Hartford	5-4, L	12-18 (43-55)	L. Peralta (1-0)	C. Francisco (3-3)	Z. Agnos (4)	2:26	6,623
8/2	Hartford	8-2,W	13-18 (44-55)	A. Walling (1-0)	B. Hardy (1-2)	None	2:30	6,374
8/3	Hartford	3-0, L	13-19 (44-56)	C. Skipper (2-0)	S. Johnson (0-7)	J. Mejia (5)	2:26	5,805
8/4	Hartford	7-1, L	13-20 (44-57)	E. Shawver (2-3)	D. Covey (0-1)	None	2:45	6,379
8/6	at Akron	3-2, L	13-21 (44-58)	R. Carver (2-4)	C. Hernandez (1-2)	None	2:21	2,277
8/7	at Akron	8-6, L	13-22 (44-59)	M. Ellerts (3-0)	C. McGowan (0-2)	B. Hanner (3)	2:34	2,772
8/8	at Akron	PPD						
8/9	at Akron	8-7, L	13-23 (44-60)	M. Hickman (1-0)	N. Alvarez (0-1)	J. Leftwich (8)	3:01	6,815
8/10	at Akron	6-3,W	14-23 (45-60)	R. Pina (12-4)	T. Mace (7-5)	D. Harper (1)	2:08	6,031
8/10	at Akron	11-4,W	15-23 (46-60)	A. Baker (2-2)	T. Denholm (0-1)	None	2:19	6,031
8/11	at Akron	2-1, L	15-24 (46-61)	B. Hanner (8-3)	A. Schultz (1-2)	None	2:43	4,541
8/13	New Hampshire	7-5,W	16-24 (47-61)	D. Harper (2-0)	A. Bechtold (0-5)	None	2:17	7,704
8/14	New Hampshire	5-4,W	17-24 (48-61)	K. Ash (1-4)	R. Jennings (0-1)	A. Schultz (5)	2:43	5,146
8/15	New Hampshire	6-4, L	17-25 (48-62)	A. Mendoza (7-8)	C. McGowan (0-3)	J. Lavallee (2)	2:38	6,768
8/16	New Hampshire	10-6,W	18-25 (49-62)	A. Baker (3-2)	I. Churchill (0-2)	None	2:56	6,901
8/17	New Hampshire	8-1,W	19-25 (50-62)	M. Chace (1-0)	R. Sanchez (2-1)	None	2:37	6,743
8/18	New Hampshire	4-2,W	20-25 (51-62)	E. Castellano (2-1)	D. Harrison (4-7)	T. McCollum (9)	2:18	4,827
8/20	at Binghamton	4-2, L	20-26 (51-63)	N. McLean (1-8)	N. Skirrow (4-4)	T. Shook (4)	2:16	1,783
8/21	at Binghamton	3-2, L	20-27 (51-64)	C. Robinson (3-1)	C. Hernandez (1-3)	None	2:23	2,465
8/22	at Binghamton	8-2, L	20-28 (51-65)	J. Pintaro (2-2)	B. Fausnaught (0-1)	None	2:09	2,039
8/23	at Binghamton	10-3,W	21-28 (52-65)	J. Cabrera (1-1)	L. Moreno (3-5)	None	2:50	3,158
8/24	at Binghamton	5-3, L	21-29 (52-66)	J. Suarez (9-5)	K. Ash (1-5)	W. Ramos (8)	2:24	2,914
8/25	at Binghamton	2-1, L	21-30 (52-67)	T. Shook (2-1)	A. Schultz (1-3)	None	2:36	2,016
8/27	at Somerset	4-2, L	21-31 (52-68)	I. Hamilton (1-0)	C. Francisco (3-4)	E. Reyzelman (4)	2:37	5,561
8/28	at Somerset	4-3, L	21-32 (52-69)	S. Boyle (2-0)	D. Harper (2-1)	None	3:08	4,620
8/29	at Somerset	2-1, L	21-33 (52-70)	B. Dees (6-7)	B. Fausnaught (0-2)	D. Watson (2)	1:43	4,360
8/30	at Somerset	2-0,W	22-33 (53-70)	A. Baker (4-2)	B. Shields (2-2)	T. McCollum (10)	2:26	6,625
8/31	at Somerset	7-1,W	23-33 (54-70)	M. Chace (2-0)	C. Ayers (0-1)	None	2:34	5,885
9/1	at Somerset	15-5, L	23-34 (54-71)	M. Sauer (2-0)	E. Castellano (2-2)	None	3:03	5,290
9/3	Erie	4-2,W	24-34 (55-71)	N. Skirrow (5-4)	A. Bergner (3-2)	A. Walling (1)	2:30	3,521
9/4	Erie	6-5,W	25-34 (56-71)	D. Harper (3-1)	R. Petit (5-7)	None	2:47	3,802
9/5	Erie	5-1, L	25-35 (56-72)	J. Jobe (4-2)	B. Fausnaught (0-3)	None	2:29	4,369
9/6	Erie	9-3, L	25-36 (56-73)	W. Hernandez (5-7)	M. Chace (2-1)	None	2:47	6,845
9/7	Erie	11-1, L	25-37 (56-74)	T. Naughton (8-0)	E. Castellano (2-3)	None	2:53	7,223
9/8	Erie	8-5, L	25-38 (56-75)	R. Petit (6-7)	N. Skirrow (5-5)	T. Owens (1)	2:59	5,697
9/10	at Harrisburg	5-4, L	25-39 (56-76)	K. Luckham (4-8)	N. Alvarez (0-2)	M. Grissom (4)	2:16	2,758
9/11	at Harrisburg	3-0,W	26-39 (57-76)	B. Fausnaught (1-3)	D. Saenz (1-5)	D. Harper (2)	2:14	2,996
9/12	at Harrisburg	3-1,W	27-39 (58-76)	M. Neunborn (2-1)	A. Lara (9-7)	A. Schultz (6)	2:07	2,863
9/13	at Harrisburg	5-2, L	27-40 (58-77)	S. Shuman (1-2)	C. McGowan (0-4)	M. Grissom (5)	2:28	7,125
9/14	at Harrisburg	4-0,W	28-40 (59-77)	N. Skirrow (6-5)	C. Solesky (2-5)	None	2:00	3,864
9/15	at Harrisburg	4-2, L	28-41 (59-78)	K. Luckham (5-8)	G. Mayer (0-1)	J. Sinclair (8)	2:07	5,499

HISTORY



HISTORY OF BASEBALL IN READING

The first official baseball organization in the city of Reading was the Reading Athletic Club, which was formed in November of 1858 "for the purpose of taking a game of ball once or twice a week." For the next decade and a half various teams would play other local nines for unofficial titles and bragging rights. Leagues provided little in terms of consistent scheduling or reliable umpiring.

In 1883, the National Agreement was drawn up to provide guidelines for player contracts and define league territories. It also set up an arbitration committee to handle player disputes. The leagues that entered into the agreement were divided, based on salary limits, into major and minor leagues.

The Reading Actives were a member of the Interstate Association, which had agreed to abide by the National Agreement and was one of the two original minor leagues. The Actives played a 68 game schedule in 1883, squaring off against clubs from Brooklyn, Harrisburg, Trenton, Wilmington, Pottsville and Camden (which disbanded in July). Baseballtown's first minor league team finished 33-35 and in third place, but the league would disband after the season.

Various reincarnations of the Actives appeared sporadically throughout the next 12 years as teams would often fold or move midway through the season. Only one other Actives team, the 1894 Pennsylvania State League squad, started and finished a campaign in Reading. Those Actives tallied a 61-50 mark, good enough for another third place finish.

In 1897, the Reading Coal Heavers began a four year run in the Atlantic League by becoming the first city team to reach the dubious 100 loss plateau, finishing 40-100 and 52.5 games out in eighth place. The following season Reading rebounded to post a 72-56 record (3rd place) and finished 46-40 (4th) the year after that. In 1900, the Coal Heavers were 16-16 in mid-June when the league disbanded. The most noteworthy event of Reading's stay in the Atlantic League came on July 5, 1898, when the world's first professional female baseball player signed and played in one game for the Coal Heavers. Lizzie Arlington pitched the final inning of a 5-0 Reading victory over Allentown that day, giving up two hits and a walk but no runs.

It would be another seven years until a minor league franchise returned to Baseballtown. In 1907, the York White Roses of the Class-B Tri-State League relocated their bottom dwelling squad to Reading and became the Pretzels. Four seasons later, Reading would capture its very first title, outdistancing Trenton by 10 games for the 1911 league crown. Unfortunately, Trenton bested the home nine, four games to three, in a best-of-seven post-season series. The highlight of the year was unquestionably the perfect game tossed by George "Jake" Northrop on June 14. It remains the only nine inning perfect game in Baseballtown history.

After spending two of the next three seasons in the Tri-State League, which folded after the 1914 season, a new Pretzels team was born when the Albany Senators of the New York State League moved to Baseballtown in August of 1916. These Pretzels lasted only until the end of 1917, after which the league folded due to the first World War.

After another year's hiatus, the Class-AA International League would call on Reading to assume the reins of the Syracuse franchise. For the next 13 and a half years, teams named the Coal Barons (1919), Marines (1920), Aces (1921-22) and Keystones (1923-1932) would call Baseballtown home. Mostly remembered for their futility, the Reading IL clubs finished above .500 only twice, with their best record coming in 1923 (85-79, 3rd place). The 1926 assemblage scratched out just 31 wins against 129 losses and had drifted 75 games out of first by the end of the year. The 1927 team was slightly better, going 43-123. Yet they still managed to set an International League record for consecutive losses with 31.

Despite the franchise's struggles, there were several bright spots from the International League era. The Keys, owned by the Chicago Cubs from May 1927 until the end of 1930, produced several Major League players in those three and a half seasons. Most notable were shortstop Bill Jurgens and pitcher Lon Warneke, who both had fine big league careers. Warneke even threw a 7-inning rain shortened no-hitter for the Keys in 1930. The top individual accomplishment, though, came during the 1929 season, when a Reading outfielder produced one of the greatest hitting displays of all time. In mid-August of that year, George Quelling collected 15 hits in 15 consecutive at-bats over a four game span, setting a record for organized baseball that stands to this day.

After the Keystones were uprooted from Baseballtown in August 1932, Reading ventured into the Class-A New York-Penn League (known today as the Eastern League) as a Boston Red Sox affiliate. In 1933, the Sox finished the season with an 80-56 mark and had the most wins in the league. But Binghamton (79-55) had a winning percentage just .002 points better than Reading and was awarded the championship. Following a third place finish in 1934, the affiliation with Boston ended and the Brooklyn Dodgers moved in for 1935 season. It was a short-lived stay for the Reading Brooks, though, as the club moved to Allentown in July.

The next minor league venture for Baseballtown didn't come until 1940, when the unaffiliated Reading Chicks made the most of their one year fling in the Class-B Interstate League. The Chicks captured the pennant by four games, then quickly disposed of Trenton, three games to none in the playoff semifinals. But the city's first postseason crown would prove elusive again as Lancaster took the best-of-seven title tilt, four games to one. The following year, Brooklyn returned to Reading and replaced the Chicks with their own team. These Brooks, which featured future Dodger outfielder Carl Furillo, at least finished the schedule in Reading, settling for third place and a first round exit in the playoffs. But they left town in the off-season, creating a void that went unfilled for ten long years.

In the spring of 1952, organized baseball returned to Reading as the Cleveland Indians moved their Eastern League franchise here from Wilkes-Barre. The Indians would call the new Municipal Memorial Stadium home for the next decade, producing two pennant winners and, at last, a postseason championship. In sharp contrast to the sub-par IL teams, this Reading franchise was a contender almost every season. They qualified for the playoffs in their first six seasons and finished above .500 each of the first eight years.

Though they stumbled in the championship series, the 1953 team was among the best Eastern League teams ever. Led by future Major Leaguer Rocky Colavito, the Indians chalked up a 101-47 record, setting an EL standard for wins that remains to this day.

Two years later, the Indians were again atop the regular season standings. They were led by Don Minnick, Reading's last 20-game winner, and All-Star outfielder Roger Maris. Despite taking the pennant by 6.5 games, the Tribe failed to advance past the semifinal round of the second season.

Alas, after five straight years of postseason heartache, the Indians finally got to celebrate a playoff title in 1957. Despite a third place finish, Reading tore through the EL postseason by sweeping second place Schenectady and upending regular season champ Albany, three games to one.

Unfortunately, the glory days of Reading Indians baseball seemed to disappear after the title run of '57. The Tribe returned to the playoffs just once more in their final four seasons and were swept in the opening series the only time they qualified. A franchise that accumulated a tremendous .558 winning percentage over its first nine campaigns unceremoniously went out in 1961 as a last place ball club.

Once again the city was left without a minor league team. But this break would last only a year. In 1963 the Red Sox were lured back to Baseballtown for a two-year stint in the EL and the Indians returned for one final go-round in 1965, after which there was one more season without organized baseball.

HISTORY OF BASEBALL IN READING

Then came 1967, a landmark year for Reading. The Philadelphia Phillies decided to end their relationship with Macon of the Southern League and place their Class-AA affiliate in Baseballtown. Out of the 118 minor league teams affiliated with a Major League parent club that year, only Reading and three others have remained associated with the same organization through the 2004 season.

It didn't take long for the hometown fans to warm up to the little Phils and for the Phils to reward them with a championship. Like the Indians before them, the Phillies endeared the Reading faithful out of the gate by rattling off a string of winning seasons - nine to be exact. After a 70-69 inaugural year, Reading improved to 81-59 in its sophomore campaign and landed in the postseason. After downing Binghamton two games to none, the Phillies erased regular season king Pittsfield three games to one in the EL Championship Series.

Unfortunately, the Phils did not have a chance to defend their title the next season. Once again a second place effort was good enough for a postseason berth. However, the 1969 playoffs were cancelled due to rain after only one game was completed in each semifinal series.

1970 produced another fine season in Baseballtown, with the Phils assuming their third consecutive second place distinction. Tied with Waterbury at the end of the regular season, the two teams met in a winner-take-all one game playoff, which was won by the Pirates, 3-2. The center of attention all season was slugging first baseman Greg Luzinski, who led the league in batting average (.325), RBIs (120) and runs scored (94) while also smacking 33 home runs - second only to Richie Zisk's 34.

The next two seasons brought quality teams but no titles to Reading. The '71 edition was loaded with talent, including future Hall of Fame third baseman Mike Schmidt. Ironically, Schmidt played shortstop for the Phillies that season while the hot corner was manned by Bob Boone, one of the best MLB catchers of his era. Also a member of that R-Phils lineup was future big league slugger Andre Thornton.

Up until 1973, there were four Reading teams that captured regular season flags and two other clubs that won postseason titles. The '73 R-Phils would be the first to secure both. A mere half game advantage gave the Phillies the National Division title over Sherbrooke and set them up for a best-of-five series against Pittsfield for the title. For the second time in six years the Phillies brought home the postseason spoils with a three games to one championship victory.

From 1974 to 1982 the Reading Phillies continued to be an above average team, posting six records of .500 or better. But with the exception of the division-winning 1975 squad, there wasn't much to celebrate. Four times in those nine years they made the playoffs and on each occasion they were bounced without winning a game.

Championship caliber baseball would return to Municipal Stadium in a big way in 1983. Voted by Baseball America as the 62nd best minor league team of all time, the '83 R-Phils dominated the Eastern League to the tune of 96 wins and 44 losses. Led by EL MVP Jeff Stone's 90 stolen bases and 109 runs, the flying Phils swiped 272 sacks - 100 more than any other team in franchise history - and scored 801 times. Along with Stone, catcher Darren Daulton and second baseman Juan Samuel would earn promotions to Philadelphia in September. Victims of the big club's own push to make the playoffs, Reading couldn't overcome the loss of its top players and fell to fourth place New Britain in the semifinals.

Failing to garner any momentum from the amazing 1983 season, the Phils reeled off two last place finishes in a row before reemerging as a force to be reckoned with during the 1986 campaign. A 77-59 effort in the regular season led the league and allowed Reading to open with sub-.500 Glens Falls in the opening round of the playoffs. The Phils ousted the Tigers in four games and met Vermont in the Championship Series. Tied at two games apiece, the fifth and deciding game was played in Reading. Despite a valiant rally in the final inning, the Phillies came up just short as the Reds held on for the title clinching victory.

The close-but-no-cigar '86 season would be the Phils' last legitimate run at the EL crown for the next decade. Only two Reading teams qualified for the playoffs in that stretch and neither made it to the finals. The 1987 club was the only one to claim a spot higher than fourth in the standings.

But the city's fortune would take a turn for the better in 1995. The Phillies finished the regular season tied with Trenton for the best record in the Southern Division at 73-69. In the first round of the Eastern League playoffs, the Phillies swept the Thunder 3-0. In the Championship Series Reading defeated New Haven, 3-2, taking the deciding game at home. Reading hit .299 as a team in eight playoff games. The team also hit 21 home runs during the 1995 playoffs after they drilled a then club-record 118 during the year.

One of those 21 post-season home runs in '95 was hit by Dan Held, a young first baseman who had just been called up from Clearwater for the playoffs. Little did the Reading faithful realize that Held would hit 26 more homers in 1996 and another 26 in 1997 to give him 53 for his career - at the time the most by one player in Reading's professional baseball history.

Reading fans were treated to a sneak preview of Philadelphia's nucleus for the new century in 1999. Pat Burrell and Jimmy Rollins highlighted a roster that fettered several future Major Leaguers. It was in Reading in 1999 that Burrell first played left field and where Rollins solidified his claim as the Phillies shortstop of the future.

Baseballtown was treated to another title team in 2000. A revitalized Phillies minor league operation proved to be the recipe for success as the Phils cruised to the top position in the Southern Division, besting second place Harrisburg by 9.5 games. But the Senators were still the four-time defending league champions and the first game of the Southern Division Series looked like it would go Harrisburg's way. After surrendering four insurance runs to fall behind 9-4 in the top of the 9th, Reading staged one of the greatest comebacks in the city's history: a six-run uprising which was capped by pinch-hitter Carmine Cappuccio's opposite field walk-off grand slam. The miraculous 10-9 victory fueled a three game sweep by Reading. After taking Game One from New Haven in the Championship Series, the Phils ran out of steam and settled for league runner-up.

In 2001, the Phillies qualified for the playoffs with a 77-65 record and a second place finish in the Southern Division. Led by Eastern League MVP Marlon Byrd, Reading advanced to the EL Championship Series by defeating Erie three games to one. On the morning of September 11, however, the terrorist attacks in New York and Washington, D.C. shook the nation and brought everything in the sports world to a halt. Game One, slated for that night in New Britain, was postponed. Two days later, the series was cancelled and the Phillies and Rock Cats were declared co-champions of the league.

The 2002-2003 seasons failed to produce a playoff caliber team but there were still some fine individual efforts. In 2002, Ryan Madson earned the distinction of Eastern League Pitcher of the Year and in 2003 outfielder Jeff Inglin became the first Reading Phillie ever to lead the Eastern League in home runs (24) and RBIs (103) in the same season.

In 2004, despite another sub-.500 season, R-Phils fans were treated to a couple more outstanding individual performances. Outfielder John Castellano set an all-time R-Phils record by hitting .340 and just missed out on an Eastern League batting crown. Former #1 Draft pick Gavin Floyd put together a fine year on the mound, leading the league with a 2.57 ERA. He didn't allow a hit in his first outing (5.0 IP) and went the entire month of April (17.0 IP) without surrendering a run. Floyd's best performance came on May 19 when he threw eight no-hit, no-run innings before being replaced in what would become a 1-0 loss at New Hampshire.

HISTORY OF BASEBALL IN READING

But neither Castellano's nor Floyd's campaign could compare to the monster season firstbaseman Ryan Howard put together. Howard smashed Greg Luzinski's single-season Phillies HR record (33) on July 16 and passed Harold Jones' franchise HR mark of 34 two days later. By the time Howard was promoted to Scranton/Wilkes-Barre on July 30, he had raised the Reading record for home runs in a season to 37. Though he was eventually caught in the EL home run race, his .647 slugging percentage and 102 RBI were enough to lead the league and he was rewarded at season's end with the Eastern League MVP honors. Had he remained in Reading, he most certainly would have passed the all-time Eastern League mark of 41 round-trippers. In fact, Howard knocked nine more balls out of the park with the Triple-A Red Barons, giving him a total of 46 HR - most in all of Minor League Baseball. Along with Floyd, he would make his Major League debut in September and hit two more long balls with Philadelphia.

Another ancient record fell in 2005: the record for hits in a season. Outfielder Chris Roberson, one of the best pure athletes to ever put on a Reading uniform, amassed 172 to break former Reading Indian Billy Harrell's franchise record of 170 that stood since 1953. Roberson, the Paul Owens Award winner for best Minor League player in the Phillies system, was a multi-dimensional threat on offense. He could hit the ball out of the park (15 HR) and spray line drives anywhere - to the gaps, down the lines, over infielders' heads - bunt for hits and leg out a single on the slightest hesitation by a fielder. He also stole 34 bags and played tremendously in right or center. Roberson shared the outfield with another speedster in Michael Bourn, who skipped Clearwater to come to Reading. Bourn led the team with 38 steals out of the leadoff spot, where he caused fits for opposing pitchers. Defensively, he shared center and right with Roberson. He threw out 21 base runners from the outfield while earning the reputation as a windshield-wiper type outfielder for his ability to cover a lot of turf.

2006 will no doubt be remembered as a season of comebacks. The Phillies were 32-47 and in last place after a 13-0 drubbing by Erie on July 1, but won 25 of their next 35 games to climb back to .500 and into the playoff chase. Their improbable surge continued as they claimed victories in eight of their next nine to reach a season best 65-58 on August 19. Unfortunately, late season promotions and injuries finally started to take a toll and Reading stumbled a bit at the end of the season, finishing a respectable 71-69 and in third place. The team's never-say-die attitude was a reflection of their top two players, OF/1B Gary Burnham and pitcher Zack Segovia, both of whom could claim remarkable comeback stories of their own. Burnham, who hadn't played for Reading since 2001 and was mired in independent ball early in the season, returned to Baseballtown to hit .341 with 16 home runs and 60 RBI in 80 games, earning him team MVP honors. On August 19, he became the franchise's all-time home run king by belting his 54th long ball in an R-Phils uniform to pass Dan Held. Segovia, a 2nd round draft pick in 2002, was still rebounding from Tommy John surgery and a nightmarish 4-14 campaign in single-A the season before. He re-established himself as one of the organization's top prospects and became the staff ace by winning a team-high 11 games and posting a 3.11 ERA at Reading. Coupled with his 5-1 start at Clearwater, his 16 wins were tied for the most throughout the minors. He also became the first R-Phils pitcher in exactly four years to toss a 9-inning shut-out by blanking Altoona on July 4.

2007 looked like it might be a championship season out of the gate. Led by highly-touted prospects Mike Costanzo, who homered in his first Double-A at-bat, and Javon Moran, who doubled in each of his first five games, the R-Phils surged to the front of the Southern Division by winning eight of 11 to start the season. But the hot streak wouldn't last long and Reading was back to being a .500 club by early May. Despite finishing with a mediocre 71-72 mark overall, the Phils played solid ball at home (39-32) and found some of the most creative ways imaginable to win ballgames at FirstEnergy Stadium, including the first walk-off catcher's interference in professional baseball history on June 20 and a 21-4 drubbing of New Britain on July 2 in which Reading set a franchise record with 13 runs in one inning. The R-Phils also witnessed their first no-hitter in over six years when Carlos Carrasco turned in a six-inning, rain-shortened effort against visiting Altoona in late August.

By season's end, the Phillies had tallied some impressive offensive numbers, led by Costanzo's team-high 27 home runs (one off the league lead), 92 runs scored and 87 RBI and Greg Jacobs' franchise record-tying 39 doubles. While the pitching staff was middle of the pack as a whole, Kyle Kendrick and Mike Zagurski were both impressive enough to skip Triple-A and shoot straight up to Philadelphia in mid-season. Kendrick would be a key part of the starting rotation in the big Phils' NL East title run, going 10-4 with a 3.87 ERA.

Off the field, '07 would be a banner year for the R-Phils and FirstEnergy Stadium as the hallowed ballpark welcomed its 10 millionth fan of all-time. The team also broke its single game attendance record by drawing 9,880 on April 22 and by season's end had drawn more than 400,000 fans for the 10th consecutive year.

2008 was a bit of a paradox in Baseballtown. The club set dubious new franchise marks for lowest winning percentage (.373) and most losses (89) and finished further behind (31 games out of first place) than any team in Reading Phillies history. Yet individually several R-Phils had banner seasons. Lou Marson led the Eastern League with a .433 on-base percentage and was second in batting average (.314). Jason Donald was fifth in the league with a .307 batting average, and along with Marson represented the United States in the Summer Olympics in China. The pitching staff's 5.23 ERA was easily the highest in team history, but Josh Outman and Fabio Castro were both valuable enough to be dealt away in key trades that helped bring Philadelphia the World Series title. And perhaps most amazingly, through all the losses and frustration, the Reading Phillies faithful followers still came out to support their team as the organization led the E.L. in both average and total attendance for the fourth consecutive season.

The 2009 R-Phils were a solid all-around club -- one in which made it back to the postseason for the first time since being crowned co-champions of the league in 2001 (the championship between the R-Phils and the Rock Cats was cancelled due to the terrorist attacks on September 11). The team, which was led by first-year manager Steve Roadcap, went 75-67 and finished in second-place in the South -- falling to Akron 3-0 in the semifinals. On the mound, Kyle Drabek, a first round pick of the Phillies in the 2006 Major League Baseball Draft, made a very successful transition to Double-A. After beginning the season with Clearwater (Advanced A), Drabek made a mark on the Eastern League as he posted an 8-2 record with a 3.64 ERA over 15 games. On September 15, 2009, the son of former Major League pitcher Doug Drabek, received the Paul Owens Award (the annual award is presented to the top pitcher and top position player in the Phillies' minor league system). Also receiving the Paul Owens Award, was Michael Taylor, who enjoyed a solid campaign with the R-Phils. A product of Stanford University, Taylor batted .333 with 15 home runs and 65 RBI in 86 games before a promotion to Lehigh Valley (AAA), where he continued his solid season. Other offensive stars for the team were Neil Sellers (.317-17-86), Kevin Mahar (.314-12-54), Quintin Berry (137 hits, 89 runs, and 48 stolen bases) and the number-one prospect in the Philadelphia organization as rated by Baseball America -- Domonic Brown (.266-3-20, 8 sbs in 37 games).

While the club finished under .500 (69-72) in 2010, it boasted two talented players (Domonic Brown and Vance Worley), who made their Major League debuts in 2010, and shined in the process. Brown, who started the season ranked as the Philadelphia Phillies number-one prospect, hit an impressive .318 with 15 home runs and 47 RBIs over 65 games with Reading. He was promoted to Triple-A Lehigh Valley, where he continued to hit (.346-5-21 over 28 games), and earned his first promotion to the Majors on July 28. The Florida native hit two home runs for Philadelphia and earned a spot on their postseason roster. Along with Brown, Worley started the 2010 season in Baseballtown, and finished as a member of the big Phils. Worley, 23, posted a 9-4 mark with a 3.20 ERA for the R-Phils, before earning a promotion to the Phillies on July 21. The California native appeared in five games for Philadelphia and posted a 1-1 mark with a 1.38 ERA. While both of those players made an impact in Reading, as well as in Philadelphia, there were other players who also excelled in Baseballtown. Tagg Bozied, who made his R-Phils debut in 2010, led the Eastern League with a solid .315 mark, as well as led the R-Phils in home runs (27) and RBIs (92). He was named as an Eastern League Mid-Season All-Star, he also won both an EL Player of the Month and EL Player of the Week award, and was named as the Best Double-A hitter in 2010 by MiLB. 1B Matt Rizzotti also made history in 2010, as he hit an astounding .361 with 16 home runs and 62 RBIs, before earning a promotion to Triple-A Lehigh Valley. Reading's team MVP in 2010 was Michael Spidale, who hit .303 with three home runs, 50 RBIs, 74 runs, and 31 stolen bases.

HISTORY OF BASEBALL IN READING

The 2011 regular season ended in a tight playoff race with the New Britain Rock Cats, with the R-Phils winning five straight and six of their final seven games to clinch second place in the Eastern Division and the final playoff spot in the Eastern League with a 74-68 record. Michael Spidale set the Reading Phillies career hits record with 554 total hits, breaking Aaron Royster's record of 439 hits. The outfielder finished second in the Eastern League in hits (161) and third in batting average (.326) in 133 games played. Rizzotti returned to the team in 2010, leading an offense that finished with a league-best .273 batting average and ranked second place in slugging percentage (.419) and home runs (136). The Eastern League All-Star designated hitter powered the offense by hitting .295 with 24 home runs, 34 doubles, 84 RBI, and 73 runs scored. He ranked second in the league in RBI and third in home runs. On the pitcher's mound, right-hander Austin Hyatt led the league in wins (12), strikeouts (171), and games started (28). He also finished with a 3.85 ERA while going 12-6. 2011 also saw two members of the R-Phils bullpen see time in Philadelphia, as both former first-round pick Joe Savery and Justin DeFratus both were called up in September. Savery actually started the season as a hitter before manager Mark Parent transitioned him to a pitcher, the original role Savery held with the team in 2009. At the end of 2011, Parent left the team to become the Chicago White Sox's bench coach under new manager Robin Ventura.

First baseman Darin Ruf led the team in 2012 after smashing 38 home runs - then a Reading record - and knocking in 104 while finishing with a .317 average in 139 games. The R-Phils finished 76-66 overall, second place in the East Division, before falling to the Trenton Thunder three games to one in the Eastern League semifinals. Trevor May led the league that season with 151 strikeouts in 28 starts.

The Phillies farm system saw a dropoff over the next two seasons, with Reading finishing 62-80 (6th place) in 2013 and 66-76 (T-5th) in 2014. Jim Murphy provided some thunder for the team now known as the Fightin Phils, contributing 23 home runs in 2013, and Jake Fox nearly matched him with 22 the following year, a season which also saw the Reading debut of Phillies first round draft pick and future NL All-Star Aaron Nola.

The Fightins rose to the top in 2015, combining for a league-best 101 home runs on the way to an 80-61 finish. Reading swept Binghamton in three games in the semifinals, but was edged out by Bowie in the finale of a best-of-five series for the championship. Andrew Knapp led the offense with a scorching .360 average following a midseason call-up from Clearwater, while Brock Stassi emerged with a .300 average and 90 RBIs. Steven Shacklesford recorded 30 saves on the season, enough to lead the record books.

Reading once again topped the Eastern League in 2016, going 89-52 with 51 wins at America's Classic Ballpark. The organization recorded the highest ever attendance at FirstEnergy Stadium when 9,976 fans entered the ballpark for MEGA Blast fireworks for the Fourth of July (but on the 3rd). They clinched a playoff spot after finishing first over Trenton. But, they only won one game in the playoff matchup, albeit 13-5, and fell in the first round after being shutout twice. This team was full of prospects including Roman Quinn, Rhys Hoskins, Scott Kingery, JP Crawford. Quinn stole 31 bases while Dylan Cozens hit a record 40 homeruns and Hoskins smashed 38. Cozens also knocked in 125 runs, also a R-Phils high. Hoskins 116 RBI put him second on the all-time list. Nick Pivetta was a standout pitcher that summer with 11 wins and 111 strikeouts.

In 2017, Reading cleared the .500 mark by recording 72 wins and 68 losses on the summer, finishing in third place in their division and missing the playoffs. Scott Kingery played half a season batting .313, while numerous other players finished with averages in the .300's. Tyler Viza earned 10 wins with 100 strikeouts. Drew Anderson had nine wins and a 3.59 ERA to help the team. Viza and Anderson, along with Cole Irvin, Garrett Cleavinger, and Brandon Leibrandt all starred in the season and currently pitch for different organizations now. FirstEnergy Stadium had two of its top 25 attendance nights, one on Harley Night and the other on Harry Potter Night, but both with fireworks.

Ranger Suarez had a standout out season as a starter in 2018, holding a 2.76 ERA in 12 starts. Josh Singer and Tyler Gilbert were stellar out of the bullpen. In Manager Greg Legg's last year, the R-Phils slipped to 64-73 for fourth in their division. Gilbert went on to make his Major League Debut in 2021 with the Arizona Diamondbacks, throwing a no-hitter in his first start. He walked three and struck out five in a complete game against the San Diego Padres. Reading had their 10th highest attendance of all-time this summer with 9,787 fans in FirstEnergy Stadium for Harley Night.

Reading bounced back in 2019 with Shawn Williams in his first season at the helm. They went 80-59, winning more than half their games at FirstEnergy Stadium to top the division in the second half. In the playoffs, the Fightins lost three straight to Trenton. Darick Hall led the way batting .333 while David Parkinson pitched seven shutout innings and Spencer Howard allowed one run in seven frames. Parkinson recorded 10 wins with 118 strikeouts and just 39 walks. Parkinson went on to win the Paul Owens award, given to the top Phillies pitching prospect. Addison Russ led the team with 22 saves holding a 2.54 ERA. Connor Brogdon, Bailey Falter, and JD Hammer, and Howard had limited appearances but were finding success. Adonis Medina ate up a lot of innings as a starter as well. The R-Phils had a number of first round picks including Alec Bohm, Mickey Moniak, CC Randolph, and Adam Haseley. Josh Stephen led with a .271 average, Luke Williams batted .233 this season. Hall and Moniak batted in the most runs with 67.

The 2020 Minor League Baseball season was cancelled due to the Coronavirus pandemic. Players were either sent to the Alternate Site in Lehigh Valley to prepare or had to train on their own. Baseballtown passed the time by hosting high school and travel tournaments and extra events from spring to fall.

The R-Phils staff, fans, and players alike were very excited for professional baseball to return to Reading in 2021. Since 1967, the R-Phils have continued their affiliation with the Philadelphia Phillies, even through the pandemic year. The organization, along with one other in Minor League Baseball, holds the title for the longest standing affiliation between a team and their parent club. The season began a month later than usual with Reading opening on May 4th at America's Classic Ballpark against the Erie SeaWolves. There were just 120 games on the schedule with six game series going from Tuesday-Sunday each week. Reading had 10 road trips and 9 home series, because New Hampshire's COVID cases and contract tracing forced an entire week of baseball in Reading to be cancelled- their final homestand of the season. The team played just 114 games. The R-Phils went 48-65 with 69 different players on their roster throughout the summer. They finished fourth in the newly created Double-A Northeast League in the NorthEast Division. Reading brought in Jorge Bonifacio and Brock Stassi to help bolster the squad. Both Bonifacio and rookie Matt Vierling spent time with Philadelphia. Vierling had a standout first season in the Majors. Highly touted prospect Bryson Stott led the team with a .301 average and 94 hits. Stott recieved the Paul Owens award for the Phillies Minor League Player of the Year. He also won the R-Phils team MVP. Brian Marconi, who was promoted from Jersey Shore, recorded a standout saves on the summer. Hans Crouse was received in the Spencer Howard trade from the Texas Rangers. He was stellar with Reading pitching six starts for a 2.73 ERA before getting a spot start in Philadelphia for their final home game of 2021. Mark Appel began the season at America's Classic Ballpark but was promoted to Lehigh Valley at the halfway point. Kyle Dohy had the lowest ERA 2.17 as he was an impressive back-end reliever for Reading.

2022 returned a sense of normalcy in Minor League Baseball. Reading returned back to a 138-game schedule and the season started on time, with opening day on April 8. One 2021 addition that would stay in 2022 was the six-game series for the majority of the season's matchups. Reading struggled to a 61-77 record, and fourth place finish in the Northeast standings. But, the Fightin Phils still touted some exciting prospects on the field. On the mound, Phillies top prospect Andrew Painter made his way to Reading towards the end of the season. Painter started five games and pitched to a 2.54 ERA. Additionally, Phillies pitching prospects Mick Abel and Griff McGarry had stellar seasons with Reading in 2022. On the offensive side of things, the Fightin Phils were led by Johan Rojas and Jhailyn Ortiz. Notably, Ortiz lifted 17 home runs and added 25 doubles on the season. Top-catching prospect Logan O'Hoppe, a fan-favorite in Reading, had an impressive season but was traded to the Los Angeles Angels in a trade that returned the Phillies Brandon Marsh. O'Hoppe went on to make his MLB debut with the Angles in late-September.

HISTORY OF BASEBALL IN READING

2023 was another down year for the R-Phils, as they finished the season with a 59-77 record. But, there was still plenty to be excited about in Baseballtown. Reading boasted the best offense in the Eastern League in the first half, slashing .267. The pitching staff also had a turnaround second half, after struggling in the first half of the season. Offensively, Matthew Kroon hit .319 before his call up to Triple-A and Johan Rojas was .306 and was called up to the Phillies on July 14, and excelled. Carlos De La Cruz led the league in hits and was third in homers, amongst a variety of categories. Oliver Dunn was named Team MVP after leading all qualified players in hitting and also leading the team, and league, in walks, OBP and OPS, while ranking amongst the leaders in various offensive categories. On the mound, David Parkinson has a bounce back season and prospect Mick Abel finished the year strong, earning a promotion to Triple-A. In the bullpen, Orion Kerkering joined Reading in July and was 7/8 in saves before his promotion to Lehigh Valley at the end of the season. Another prospect Griff McGarry was named Eastern League Pitcher of the Month for July and promoted to Triple-A soon after. Al Pedrique managed the 2023 R-Phils, it was his first season with Reading and in the Phillies organization.

Al Pedrique returned to Reading in 2024 for his second season as the Fightin Phils skipper and managed the team to a near-similar 59-78 record. On the field, Reading was led by Eastern League All-Star's Carson Taylor and Gabriel Rincones Jr, the latter of which still had a strong season despite missing three months with a thumb injury. By the end of the season, the R-Phils will filled with a good handful of the Phillies top prospects. No. 3 Prospect Justin Crawford joined the team in July and finished the season with a .333 average. He was joined by Phillies top-prospect Aidan Miller, who was promoted to Reading in September. Also joining the group was Caleb Ricketts, Otto Kemp, amongst others. On the mound, first-year Phil Robinson Pina led the charge as he turned in 12 wins prior to his call-up to Triple-A. Prospects Eiberson Castellano and Moises Chace joined later in the season as well. Following the end of the year, Crawford and Castellano were named as the Paul Owens Award Winners. Off the field, the Redner's Event Center opened, which housed new clubhouses and player facilities, along with a second-floor ballroom, with a field-looking veranda. The upgrades and renovations at FirstEnergy Stadium led to over 414,000 fans in 2024 and over 6,000 per game, the best marks in nearly a decade and second-most in the Eastern League.

ALL-TIME READING PHILLIES ROSTER (1967-2024)

Players names in **bold** played in the major leagues (R) = Rehab Assignment

2025 Reading Fightin Phils Media Guide - 107

ALL TIME ROSTER

Donald, Jason	2008	Fortugno, Timothy S.	1988	Greene, I. Thomas	1994	Holyfield, Vince A.	1988-90
Doolan, Blake	1993-94	Foster, Kevin C.	1994	Greenhaigh, Daniel	1975-78	Holzemer, Mark	2000
Dorta, Melvin	2010	Foster, Mark D.	1995-97	Gregson, Glenn	1976, 1978	Hopple, Brian	1984-85
Dostal, Bruce	1991-92	Fouse, John	1969	Griffin, Frankie	1984-85	Hood, Destin	2015
Doster, David E.	1995	Fowler, Donald	1978-80	Grimsley, Jason A.	1988-89	Horne, Thomas	1970, 1972
Dougherty, Kevin	2004	Fox, Jake	2012, 2014, 2016	Grindell, Nate	2005	Horne, Tyrone	1999
Dowell, Kenneth A.	1983	Francia, David	1998-00	Gross, Kevin F.	1982	Hoskins, Rhys	2016
Downs, David	1972	Francis, John	1969-70	Grotewold, Jeffrey S.	1989-90	Howard, Ryan	2004
Doyle, R. Dennis	1968	Francisco, Carlos A.	2023-24	Grullon, Deivy	2017-18	Howard, Spencer	2019
Drabek, Kyle	2009	Francisco, Freddy	2022	Guiliano, Matthew J.	1996-98	Hubbs, Dan	1999
Dubois, Brian A.	1994	Franco, Julio	1981	Guarnaccia, John	1976-77	Hudler, Rex	1997 (R)
Duckworth, Brandon	2000, 2003 (R)	Franco, Maikel	2013	Guerra, Jorge	2009	Huff, Larry	1997-98
Dugan, Kelly	2013-15	Franco, Martire	2002-04	Guevara, Orlando	2006, 2008-09	Hughes, John D.	1976, 1978
Duke, Ryan	2012	Frandsen, Kevin	2011	Guthrie, Dalton	2021	Hughes, Keith	1985
Dunn, Oliver	2023	Freeman, Marvin	1985-1987	Guzman, Jonathan	2022	Hulett, Tug	2012
Dunnum, Rick J.	1991	Fremuth, Michael	1971	Guy, Brad	2003	Hunter, Richard T.	1995-97
Duncan, Calvin H.	1994	Frey, Chris	2011	Gwaltney, Lee	2004	Hunter, Tommy	2019 (R)
Duran, Edgar	2013-14	Friend, Justin	2011-2014	Gyselman, Jeffrey R.	1996	Hutchinson, Lloyd	1972
Duran, Rodolfo	2021	Frischia, Vito	2021-22			Hutchison, Ryan	2003-05
Durbin, J.D.	2008	Fritz, Lawrence	1974-75	Haag, William	1968	Hyatt, Austin	2010-2012
Dyer, Grant	2019	Frohwirth, Todd G.	1986-87	Haake, Zach	2023-24	Hyde, Mickey J.	1992-93
	E	Fryer, Paul	1982-83	Haigwood, Daniel	2006		
Eason, Clay	1999	Fuller, Kenneth	1973-74	Haines, Talley	2006	Ibanez, Raul	2009(R)
Eason, S. Thomas	1994-95	Fusan, Richard	1972	Hall, Darick	2018-19	Ibarra, Miguel	1980-82, 1984
Eastman, Colton	2019, 21-22	Fynan, W. Kevin	1989	Haley, Jim	2024	Infante, Gregory	2016
Eaton, Adam	1999, 2007 (R), 2008			Halverson, Warren	1967	Infante, Kennedy	1990
Edell, Ryan	2011	Gaddy, Robert W.	1991-93	Hamels, Cole	2005	Inglis, Jeff	2003
Edge, Gregory J.	1988-89	Gailey, Frank	2012	Hamilton, Jimmy	2002	Iorg, Dane	1972-73, 1975
Edmonds, Bobby J.	1989	Gallagher, Robert	1974	Hammer, JD	2019	Irvin, Cole	2017
Edwards, J. Jerome	1994	Galvis, Freddy	2009-2011	Hammitt, Donald	1968-69	Iser, Herbert	2021-23
Eflin, Zach	2015, 2021 (R)	Gamboia, Arquimedes	2019, 21	Hammond, Joey	2006-2008		
Eickhoff, Jared	2017-19 (R)	Garcia, Anderson	2007	Hamric, Russell	1981, 1983-84	Jackson, Jeffrey	1992-94
Elli, Rocky	1991-92	Garcia, Edgar	2008	Hannahan, Buzz	2002-03	Jackson, Kenneth B.	1984-87
Elliot, Donnie	1992	Garcia, Edgar	2018	Hanselman, Carl L.	1995	Jackson, Michael R.	1986
Ellis, Drew	2023	Garcia, Elniery	2016	Hansen, Bryan	2006	Jacobs, Greg	2007
Ellis, Jordan	2011	Garcia, Harold	2010-2011	Hanzawa, Troy	2011-2013	Jacobsen, Landon	2007
Emmanuel, Kent	2022 (R)	Garcia, Julian	2019, 21-22	Happ, J.A.	2005-06, 2010 (R)	Jacobson, Russ	2002-04
Emery, Calvin	1971	Garcia, Luis	2013, 2018 (R)	Harker, Brett	2008	Jacquez, Thomas	1999-00
Engle, Ario	1968	Garcia, Luis	2022	Harman, Brad	2008-09	Jaguits, H. John	1969
Ennis, John	2010	Garcia, Rene	2015	Harper, Daniel	2024	James, Donald C.	1984
Enos, David	1982	Garciaparra, Michael	2007	Harrell, R. Jeffrey	1967-68	James, Jiwan	2012, 2014
Erbe, Brandon	2013	Gardner, Hayden	2004	Harrigan, David	1981	Jaramillo, Jason	2006
Escalona, Sergio	2008-10	Garnett, Tristan	2023-24	Harris, Clay	2008	Jelks, Gregory D.	1984-85
Escobar, John	1992-93	Garner, Perci	2013-14	Harris, Brian	1998-01	Jeltz, Larry S.	1982
Escobar, Jose	1985	Gause, Ernest	1980	Harris, Gary	2006	Jimenez, Jason	2004
Eshelman, Thomas	2016-17, 2019	Gaynor, Richard K.	1983, 1985-86	Hart, Thomas	1979-81	Joaquin, Ulises	2016
Esposito, Joe	2011	Geary, Geoff	2000-01, 2005 (R)	Harvey, Ian	2003	Johnson, Bill	1983
Espy, Nate	2002-03	Geigel, German	1975-76	Harvey, Steven	1981-82	Johnson, J.J.	2006
Essian, James	1972-75	Geisler, Phillip W.	1993-94	Haseley, Adam	2018-19	Johnson, Jason	2001-02
Estalella, Robert M.	1995-96	Gemoll, Brandon	2006	Hassinger, Brad D.	1993	Johnson, Jay	2012-2014
Estavil, Mauricio	1996	German, Matt	2009-2010	Haws, Scott I.	1994-96	Johnson, Nate	2006-2008
Estrada, Johnny	2000	Ghelfi, Anthony P.	1983-84	Hayden, David A.	1994-95	Johnson, Seth	2024
Evangelista, Nick	2006-2007	Giallrella, Richard	1972-74	Hearn, Edward	1982	Johnston, Trey	2006
Evanko, Ethan	2021	Gibbs, Kevin	2004	Hearn, Hunter	2021	Jones, Damon	2019
Evans, Terry	2011	Gibson, John	1976	Heflin, Bronson W.	1995-96	Jones, Joe L.	1979-80
Everett, Michael	1968-69	Giese, Dan	2003, 2006	Held, Daniel R.	1995-97	Jones, Terrance	1975-76
Evetts, Anthony D.	1985	Gilbert, Tyler	2018	Heintz, Christopher	1969	Jordan, Ricky	1986-87
Eylward, Mike	2008	Giles, Ken	2014	Henderson, Ramon	1985, 1987-89	Joseph, Tommy	2012-2014
Eyre, Scott	2009 (R)	Gillies, Tyson	2010, 2012-2013	Hendrickson, Josh	2021-23	Joyce, Matt	2021 (R)
	E	Gilmore, Joel D.	1995	Hennigan, Jonathon	2019, 21	Juhl, Michael A.	1995-96
Fahrner, Evan	2006	Glendinning, Robbie	2023	Henson, Tyler	2013		
Falter, Bailey	2019	Glogoski, Kyle	2021	Herbert, Russ	1999	Karp, Ryan N.	1994-95
Farmer, Michael A.	1993	Goedhart, Darrell J.	1992-93	Hernaiz, Jesus	1976-79	Kawabata, Kyle	1998-99
Farquhar, Trent	2024	Georgen, Todd M.	1993	Hernandez, Cesar	2012-2014	Kaye, Jeffrey M.	1987-88
Farr, Michael J.	1989	Glen, Willie	2003	Hernandez, Cristian	2023-24	Keene, Kurt	2004
Fasano, Sal	2006 (R)	Goff, Wallace	1981-82	Hernandez, Fidel	2010-2011	Kelly, Robert L.	1969-71
Faulk, M. Kelly	1980-82	Golson, Greg	2007-08	Hernandez, Guillermo	1975	Kemp, Otto	2024
Fausnaught, Braeden	2024	Gomes, Wayne M.	1995-96	Hernandez, Jakob	2019, 21	Kendall, Jeremy A.	1996
Faust, William	1971	Gomez, Jose	2019	Hernandez, Jan	2018	Kendrick, Howie	2017 (R)
Feliz, Pedro	2008 (R)	Gomez, D. Michael	1994	Hernandez, Yoel	2003-05	Kendrick, Kyle	2007
Fergus, Cade	2024	Gomez, Ofreidy	2022	Herrera, Odubel	2017 (R)	Kennelly, Tim	2009, 2011-2012
Fergusson, Billy	1984	Gomez, Ramon	2001	Herrmann, Gary A.	1996	Kerkering, Orion	2023
Fernandez, Jose I.	1993	Gomez, Raywilly	2014	Hester, John	2015	Kershner, Jason	1999-01, 2008
Fesh, Sean	1998, 2005	Gonzalez, Andre	1973	Hewitt, Anthony	2013-14	Key, Chris	2006-2007
Figueroa, Paco	2011	Gonzalez, Andy	2013	Hibbs, Will	2018	Key, Jeffrey	1998
Finn, John	1999	Gonzalez, Arturo	1984	Hickey, Kevin	1985	Kill, Skip	2000
Fiore, Anthony J.	1996-97	Gonzalez, Danny	2004-2005	Hicks, Robert I.	1985-87	Killgore, Keylan	2023
Fisher, David A.	1994-96	Gonzalez, Gio	2006	Hied, Drew	2015	Kilome, Franklyn	2017-18
Fisher, Joel	2016	Gonzalez, Manny	2001-02	Hiles, Cary	2001-02, 2004	Kimberlon, Keith J.	1993-94
Fitch, Colby	2021-22	Gonzalez, Miguel Alfredo	2014	Hill, Bear	2008	Kingery, Scott	2016, 2019 (R)
Fitzgerald, Daniel	1974-76	Gonzalez, Oscar	2021	Hill, Eric M.	1992-95	Kinnard, Ken	1985
Fitzgerald, Michael P.	1990	Gonzalez, Severino	2013-14, 2016	Hill, Jason	2007	King, Charles	2024
Flande, Yohan	2009-2010	Gosewisch, Tuffy	2009-2011	Hill, John	2012	Kinsel, Donald	1972-73
Fleming, Ryan	2004-2005	Gozzo, Sal	2021-22	Hill, Nick	2015	Kirkpatrick, Stephen B.	1990
Fletcher, E. Paul	1991-92	Grace, Michael J.	1995, 1997	Hill, R. Quency	1984	Kiser, Larry	1973-75
Florence, Branden	2006-2007	Grable, Robert M.	1993-95	Hitchcox, Brian	2001-05	Kissane, Dennis	1968
Flores, Jorge	2017	Gradoville, Tim	2005-09	Hockenberry, Matt	2016	Kissock, Chris	2010-2012
Florimon, Pedro	2018 (R)	Graffanino, AJ	2022	Hodge, George	1972	Klein, Mark	1976-78
Floyd, Gavin	2004	Grahe, Joe	1999	Hoffman, Matt	2014	Kleven, Colin	2015
Fogg, Josh	2010	Gray, Elliot D.	1991	Holdridge, David	1989-91	Klobas, Russell	1973, 1975-76
Foley, Martin J.	1989-90	Green, Charles	1967	Holifield, M. Rickey	1994-95	Knapp, Andrew	2015
Foley, Thomas M.	1986	Green, G. Dallas	1967	Holland, G. Smith	1969	Kniffen, Charles	1973-76
Foreman, Jack	1970	Green, Tyler	1992	Hollands, Mario	2012-2013, 2016	Knigge, Tyler	2012-2015
Forsythe, Blake	2015	Green, Zach	2017-18	Holman, Craig J.	1993-96	Knight, Tim	1984
Fortenberry, Jimmy	1986-87	Greene, Brodie	2015	Holtz, Gerald N.	1989	Knotts, Gary	2007

ALL TIME ROSTER

Knux, Jeff	1986	Manos, Peter	1977, 1979	Moore, Bradley A.	1987-88	Paulino, Felix	2018
Knupfer, Jason	1998, 2000, 2002	Mansolino, Tony	2008	Moore, Logan	2014-16	Paulino, Luis	2014
Kolinsky, Steven	1967-69	Marchok, Christopher R.	1993	Moore, McKinley	2022-23	Paulsen, Troy H.	1992
Kratz, Erik	2013 (R)	Marchan, Rafael	2021	Moore, Robert	2024	Pautz, Brad	2001-03
Kraus, Jeffrey	1979-80	Marconi, Brian	2021-22	Moore, Wesley	2024	Paz, Iran	1973
Kraus, Phillip	1968	Markwardt, Hunter	2022	Mora, Angelo	2015-17	Peguro, Julio C.	1990
Kreke, Donald	1973-75	Mariot, Michael	2016 (R)	Morales, Francisco	2021-22	Penn, A. John	1967-68, 1970
Kromy, Ted	1984	Marrero, Christian	2016-17	Moran, Javon	2007-08	Peraza, Luis	1968
Kroon, Matt	2021-23	Marrero, Emmanuel	2018	Morandini, Mickey	1989	Perez, Franklin	2002, 2004
Kruk, John M.	1994 (R)	Marsh, Brandon	2024 (R)	Moreland, B. Keith	1976-77	Perez, Josue	2000-04
Kubes, Greg	2001-02	Marsh, Thomas O.	1989-91	Moreno, Edwin	2005	Perez, Julio	1983
Kuhns, Max	2023	Marson, Lou	2008	Moreno, Jose	1977-78	Perez, Timo	2010
Kupsey, John A.	1994	Marsters, Brandon	1998	Morgan, Adam	2012, 2019 (R)	Perez, Tomas	2002 (R)
Kurtz, Kenneth	1971	Martin, Casey	2023-24	Morillo, Juan	2012	Perez, Yorkis	1998
L		Martin, Ethan	2012, 2015	Morris, Will	2015-16	Perkins, Cameron	2014-15
		Martin, Kyle	2017-18	Moses, Seven	1984, 1986	Perkins, Jack	2021-22
		Martin, James	1972	Moss, Tim	2006	Perkins, James	1967
		Martin, Jerry	1973	Mota, Manuel	1995	Person, Robert	2000 (rehab)
		Martinez, Harold	2015-16	Munoz, Jarrod J.	1994	Peters, Darrel	1967
		Martinez, Jordi	2023-24	Munoz, Roberto	1995-96	Pettibone, Jonathan	2012, 2013 (R)
		Martinez, Pedro	2009 (R)	Muniz, Manuel	1968, 1970-71	Phelps, Jeff	2004
		Martinez, Pedro	2023	Munninghoff, Scott A.	1979	Phillips, Anthony	2014
		Maruszak, Addison	2014	Muratti, Rafael A.	1990	Phillips, Tyler	2021, 23
		Mateo, Julio	2007	Murphy, Jim	2013	Pierce, Kirk	1998-99
Lavin, Peter	2014	Matera, Nick	2021	Murray, Charles H.	1969	Pierre, Gustavo	2015
Laxton, William	1969-70	Mathieson, Scott	2006, 2007 (R), 2009	Murray, Colton	2014-15, 2017	Pina, Robinson	2024
Lazar, Max	2024	Maton, Nick	2019	Muzziotti, Simon	2021-22	Pinedda, Leandro	2024
Leaver, Alberto	1974	Matos, Josue	2005	Myers, Brett	2001, 2007, 2009(R)	Pinckney, Brandon	2010
LeBoeuf, Alan W.	1984, 1988	Matthews, Nelson	1967	Myers, D'Arby	2012	Pinto, Ricardo	2016
Lee, Seung-Hak	2002-05	Mattioni, Nick	2006	N		Pipkin, Dominic	2023-24
Lee Sang, Marcus	2023 -24	Matusek, Leonard J.	1978-79			Pivetta, Nick	2015-16
Leek, Eugene	1968-69	Mausier, Timothy E.	1989-90	Nava, Andrick	2024	Podkuf, Nick	2023
Lefebvre, Joseph H.	1984	May, Trevor	2012	Nava, Daniel	2017 (R)	Poff, John	1976-79
Leftwich, Luke	2018-19	Mayer, Danny	2019	Naylor, Drew	2010, 2012	Polante, Brian	2015
Legg, Gregory L.	1983-84, 1988	Mayer, Gunner	2024	Nelson, Bubba	2007	Polanco, Placido	2004 (R)
Lehman, Taylor	2021-23	Mayorga, Jose	2014	Nelson, Kevin	2008-10	Politte, Cliff	1999
Leibrandt, Brandon	2017	Mazone, Brian	2006	Nelson, Nick	2023 (R)	Pollard, Francis	1967
Leiter Jr., Mark	2015-16	McClaskey, Tim	2006-2007	Nemeth, Joseph	1982	Pope, Justin	2008
Leiva, Joseph M.	1986-88	McCollum, Tommy	2023-24	Neris, Hector	2013-14	Popovich, Nicholas	1979
Leon, Carlos	2004-2009	McConnell, Chad M.	1994-96	Neshek, Pat	2018 (R)	Posey, John D.	1989-90
Lerch, Randy	1975	McConnell, Sam	2002	Nesseth, Mike	2013-15	Potter, Mark	2021
Lerud, Steven	2012	McCormack, Donald	1978	Nestor, Scott	2009	Pratt, Todd	1992
Leroux, Chris	2015	McCoy, Patrick	1974-75	Neunborn, Mitch	2024	Pratt, Trent	2005
Leverett, Adam	2021-23	McDonald, Manuel	1980, 1982	Newell, Thomas D.	1988	Prieto, Alex	2005
Lewis, James	1973	McDonald, Shelby W.	1989	Nichols Jr., Howard	1986-88	Prior, Daniel	1980-82
Lewis, Mica R.	1993	McDougal, Julius	1982	Nickle, Doug	2000	Pujols, Jose	2018
Lieberthal, Mike	1992, 2006(R)	McDowell, Max	2023	Nietzel, Roderick A.	1992	Pullin, Andrew	2016
Lidge, Brad	2009-2011(R)	McElroy, Charles D.	1988-89	Nieves, Wil	2014 (R)	Pumphrey, Ken	2002
Limbach, Chris W.	1991-92	McGarry, Seth	2019	Nola, Aaron	2014-15	Punto, Nick	2000
Lindsey, Darrel K.	1991	McGarry, Griff	2022-23	Noles, Dickie R.	1978-79	Pyc, Dave	1999
Lindsey, M. Douglas	1990-91	McGowan, Christian	2024	Nonemaker, Karl	2003	Q	
Lindsey, Jonathan	1982	McGraw, Henry	1968	Norman, Zach	2004		Quinn, Blake
Lindow, Ethan	2021-23	McKay, Tyler	2022 -24	Northeimer, Jamie	1997	Quinn, Roman	2015-16, 2019 (R)
Linginfelter, Zach	2023	McLarnan, John	1986-87, 1990	Numata, Chace	2017	Quirico, Rafael O.	1996
Lino, Gabriel	2015-16	McLaughlin, Alan	1975	Nuneviller, Thomas F.	1992-94	Quintana, Miguel	2004
Linzy, Frank A.	1974	McLaughlin, David	1986	Nunez, Franklin	2001	Quintana, Willibaldo	1974-75
Listi, Austin	2018-19	McMonigle, William	1972	Nunez, Miguel	2016	R	
Lively, Ben	2015-16	McNair, Frederick A.	1995	Nutter, Jack	1967-70		Radcliff, Baron
Llovera, Mauricio	2019	McNamara, Rusty	1999-01	Nyari, Pete	1998	Raffo, Albert	1967, 1969-70
Llocanto, Patrick	1970	McNaughton, Troy	2002	Nye, Ryan C.	1996	Raggio, Brady	2005
Lockett, Ron C.	1992-93	McNeal, Aaron	2003	Q		Ramirez, Elizardo	2004
Lockwood, Luke	2006	Medina, Adonis	2019		O'Brien, Paul	1974	Ramirez, J.C.
Loewen, Adam	2014-15	Meerpohl, A. James	1974	O'Hoppe, Logan	2021-22	Ramirez, Luis	2019
Loewer, Carlton E.	1995-96	Mejia, Javier	1998	O'Sullivan, Ryan	2014-15	Ramos, Eudraby	2015-16, 2018-19 (R)
Lohman, Devin	2015	Melendez, Francisco	1983	Ockimey, Josh	2022	Ramos, Eury	2024
Lombardi, Mike	2005	Menard, Darryl	1986	Ogando, Nefi	2014-15	Ramos, Peeter	2006-2007
Lombarski, Thomas	1980-81	Mendonca, Tommy	2013	Olander, James B.	1984-86	Randolph, Cornelius	2019
Long, Bruce W.	1985-87	Mercado, Hector	2003 (R)	Oliveras, Eudaldo	1976-78	Rasmussen, James	1980-82
Longmire, Anthony E.	1991	Merchan, Jesus	2005-07	Olson, James V.	1984-85	Raynor, Mark	1998-99
Loop, Derrick	2011	Merril, Stump	1968-69	Ontiveros, Steven	1990	Reams, Leroy	1967-69
Lopez, Mickey	2001	Metheney, M. Nelson	1996	Opitz, Jake	2012	Redus, Gary	1986 (rehab)
Lora, Ramon	1979	Meyer, Phillip	1972	Orensky, Herbert	1981-82	Reed, Brian	2006
Loviglio, John	1979	Mezquita, Jhordany	2021	Ortiz, Jhailyn	2021-23	Reed, Jerry M.	1979-81
Loy, John D.	1986	Michaels, Jason	2000	Ortiz, Luis F.	2024 (R)	Reedy, Jerome	1974
Lozinski, Anthony J.	1990	Milan, Adan N.	1995, 1997-98	Osterberg, Matt	2022-24	Reelhorn, Jonathon	1980
Lubanski, Chris	2011	Miller, Aidan	2024	Osting, Jimmy	2000	Reid, Scott	1972
Lundberg, Spike	2004	Miller, Erik	2022	Outlaw, Mark	2001-03	Requena, Alejandro	2019
Lundblade, Frederick H.	1986-88	Miller, Josh	2003	Outman, Josh	2007-08	Reyes, Carlo	2021-22
Luzinski, Greg	1970	Miller, Keith	1985-86	Overbeck, Cody	2010-2011	Reyes, Carlos	2000
M		Miller, Luke	2021	Overholt, Patrick	2007-09	Reynolds, Kenneth	1969
		Miller, Matt	2011	Ozias, Todd	2002	Ricci, Charles M.	1994
		Miller, Michael	1987	P		Richardson, Juan	2003-05
		Millette, Joe A.	1991		Padgett, Matt	2006-2007	Richy, John
		Milner, Gus	2009	Padilla, Jorge	2002-03	Ricketts, Caleb	2024
		Minix, Travis	2005, 2008	Padron, Jose	1971	Rickles, Nick	2017
		Minyety, Freylin	2022	Pagano, Scott	1997	Ridenhour, Lee	2015
		Mitchell, Derrick	2011, 2013	Painter, Andrew	2022	Riesko, D. Nicko	1991
		Mitchell, Larry P.	1994-96	Palmieri, John	1982-83	Rijo, Wendell	2022-23
		Moller, Jason T.	1993-96	Parcus, Kyle	2004-2005	Riley, George	1982-83, 1987
Mahar, Kevin	2009-2010	Molush, Edward	1974-75	Parker, Richard A.	1988-89	Rincones Jr, Gabriel	2024
Malone, Charles R.	1988-89	Monasterios, Carlos	2009	Parkinson, David	2019, 21, 23	Rios, Yacksel	2016
Maloney, Matt	2007	Monda, Gregory T.	1988	Parris, Steven M.	1992	Ritchie, Wallace R.	1987
Manderbach, Gary	1976	Money, Kyle	1982	Patterson, Jeffrey S.	1992	Rivas, Raul	2019
Manning, Len	1997	Moniak, Mickey	2019, 2022 (R)	Paulino, David	2021	Rivero, Carlos	2019

ALL TIME ROSTER

Rivero, Eddie	1998	Segovia, Zack	2006-08	Tabaka, Jeffrey	1989, 1991	Ward, Nick	2023
Rivero, Alexis	2016-19	Seibert, Barry G.	1984, 1987	Taubenheim, Ty	2010	Warner, Harold B.	1984
Rizzotti, Matt	2010-2011	Seiler, David	1984	Taveras, Jose	2019	Westbrook, Destry S.	1996-97
Robbins, Alan	2008	Sellers, Neil	2008-10	Tatum, McCarthy	2021-23	Wells, Lachlan	2024
Roberge, J.P.	2001-02	Sellier, Brian	2006	Taylor, Carson	2024	Whatcott, Jordan	2012
Roberson, Chris	2005	Sepeda, Jamie L.	1994	Taylor, Michael	2009	White, Thomas	1976
Roberts, Cody	2023	Serna, KC	2014-16	Taylor, Reggie	1998-99	Whiteman, Greg	1997
Roberts, Robin E.	1967	Serrano, Elio	2001	Taylor, Samuel V.	1992-93	Whitley, Garrett	2023
Robertson, Rod	1989-91	Serritella, Chris	2014	Tejada, Wilfredo	1984-85	Wiegant, Scott	1991-94
Robinson, Craig	1970	Service, D. Scott	1987-89	Tejeda, Juan	2007-08	Willard, Gerald	1982
Robles, Mauricio	2013	Shafer, Adam	2005-06	Tejeda, Robinson	2004	Willey, Cory	2007
Rodriguez, Gerardo	1970-71	Shackleford, Stephen	2015	Telemaco, Amaury	2002	Williams, Cary W.	1989-91, 1994 Warren,
Rodriguez, Herlis	2017	Sharpe, Chris	2022	Terlecki, Robert	1970-71, 1973	Zach	2021-22
Rodriguez, Joely	2015-16	Sharts, Steven W.	1986, 1988-89	Therrien, Jesen	2016-17	Washington, Keith	1981-83
Rodriguez, Jose	2024	Shelton, Michael C.	1986-87, 1990	Thomas, Denny	1983	Wathan, Dusty	2007
Rodriguez, Julio	2012	Shepard, Keith W.	1992	Thomas, Evan	1997-99	Watkins, David	1967-68
Rodriguez, Luis	1982	Shier, Pete	2007	Thomas, Roy J.	1974-75	Watson, Shane	2017
Rogodzinski, Mike	1970-71, 1975	Shiera, Norman	1979	Thomas, Scott	2008	Watts, Leonard	1985-86
Roibal, Reinier	2015-16	Shoemaker, Charles	1967	Thomas, Tony	2015	Weatherby, Charlie	2007
Rolen, Scott	1995-96	Shores, Scott	1996	Thompson, Fred	1973	Weaver, Eric	2002-03
Rojas, Chris	2005, 2007	Shortslef, Josh	2009	Thompson, Jake	2023	Wedel, Jeremy	2001
Rojas, Hilario	1970	Shreve, Colby	2012-13	Thompson, Jake	2015	Welborn, Sammye	1976
Rojas, Johan	2022-23	Shumaker, Anthony	1998-99	Thompson, Rich	2008, 2010	Weldon, Gary	1968-69
Rollins, Jimmy	1999	Sikaras, Pete	2009	Thompson, Travis	2005	Wells, Robert L.	1991-92, 1994
Rollins, Rip R.	1983-84	Silicato, Thomas	1970-72, 1977	Thomasine, M. Erksine	1975, 1979	Welty, Ronnie	2013
Roman, Ray A.	1986-88	Silva, Carlos	2001, 2002 (R)	Thomaselli, William	1967	Wertz, Lawrence	1978
Romero, J.C.	2009(R)	Simon, Kyle	2012-14	Thornton, Andre	1971	Wesemann, Jason	1997
Romero, JoJo	2018-19, 2022 (R)	Simpson, Allan	2007	Thurston, Joe	2007	West, David L.	1995 (R)
Romero, Niuman	2011	Simmons, Kendall	2024	Tinoco, Luis	1999	Windle, Tom	2015-17
Rosado, Edwin	1991-93	Simoneit, William	2024	Tirado, Alberto	2017	Wingrove, Rixon	2023
Rosario, Victor	1989	Sims, Mark H.	1989-90	Tocci, Carlos	2017	Wissel, Richard	1970-72, 1974-75
Rose, Pete Jr.	2000-01	Singer, Jeff	2017-19	Tokheim, David	1993-94	Wojna, Edward	1983
Rosenberg, B.J.	2009-12	Singleton, Steve	2011	Tolbert, Matt	2013-14	Wolf, Randy	1998, 2001(R), 2004(R), 2006(R)
Rosin, Seth	2013-14	Sismondo, Bobby	2001	Tols, Josh	2018-19	Wolfe, William	1968, 1970-72
Ross, Austin	2021, 22	Sitzman, Jay	2002-03	Tomscha, Damek	2017-18	Williams, Corbin	2021
Rossman, Bubby	2022	Skalisky, Rocky	1975, 1977	Torres, Gilberto	1968	Williams, Everett	2014
Rosso, Ramon	2019	Skrable, Patrick	1968-69	Totten, Heath	2007	Williams, Jeffrey L.	1989
Royster, Aaron L.	1996-2001	Skirrow, Noah	2021-22, 2024	Tranberg, Mark L.	1994-95	Williams, Jarome	2015 (R)
Rounsaville, V. Gene	1967-68	Slayden, Jeremy	2008-09, 2011	Tremie, Chris	1997	Williams, Luke	2019
Rucker, Michael	2024 (R)	Slusarski, Joseph A.	1994	Trevino, Antonio F.	1991-92	Williams, Mel	1983
Ruf, Darin	2012	Smith, Bud	2003	Tripp, Brandon	2012	Williams, Michael D.	1991-92
Ruffin, Bruce W.	1986	Smith, Darryl	1987	Trisler, John L.	1995	Williams, Nick	2015
Ruiz, Carlos	2003-04, 2013 (R)	Smith, Eric N.	1995	Tromp, Jandido	2017-18	Williams, Shad	1999
Ruiz, Randy	2005, 2007	Smith, Greg	2013	Troutman, M. Keith	1996-97	Williams, Stephen L.	1987
Ruling, Steven	1979	Smith, Leroy	1981-82	Trujillo, J.J	2007	Williams, Wayne	1980
Rupp, Cameron	2013	Smith, Mike	2005	Tucker, Mamon	2003	Wilson, Ethan	2022-24
Rusco, David	1971	Smith, Ronald	1982	Tugwell, Marc	2006	Wilson, Gary D.	1990
Rushford, Jim	2006	Smith, Hut	1998	Turner, Shane L.	1987-88	Wilson, Jeff	2005
Rusk, Troy M.	1993-94	Sneed, John	2000			Wilson, Mike	2003
Russ, Addison	2019	Snusz, Chris	1998	U		Wilson, William H.	1967
Russell, John W.	1982	Soares, J.A. Todd	1985-87	Uchiyama, Tomoyuki	1998	Winchester, Jeff	2006
Russell, Matt	2024	Solomon, Steven G.	1995	Underwood, Thomas	1974	Woods, Kenny	2002
Rutherford, Mark	1999-00	Song, Noah	2023 (R)	Uelmen, Erich	2023	Worley, Vance	2009-2010
Ryal, Rusty	2014	Soreca, Vincent	1981	Urick, John	2008	Worrell, Tim	2005 (R)
Ryan, Ken	1997	Sosa, Juan	2005-06	Urrieta, Eulises	1970	Wortham, Richard	1982
Ryan, Sean	1991-92	Sosa, Juan	2013	Utley, Chase	2007, 2013, 2015 (R)	Wright, Austin	2013-14
		Sossamon, L. Timothy	1988			Wright, James T.	1976, 1981-82
		Speck, R. Clifford	1979-80	V		Wright, Scott	1985
Sadler, Richard	1969	Spidale, Michael	2007-12	Valdez, Jerry	2001		
Saferight, Harry	1972, 1974	Spiegel, Mike	2004	Valent, Eric	2000		
Salava, Randy J.	1982-83	Springer, Dennis L.	1994	Valentin, Jesmuel	2016	Y	
Salter, Robert	1975-76	Squires, Matt	2004	Valentine, Joe	2008	Youman, Shane	2008
Samuel, Juan	1983	Stankiewicz, Drew	2017-18	Valle, Sebastian	2012-14	Youngbauer, Scott	2003-04
Sanches, Brian	2004	Starnes, Raymond	1970-72	Van Iten, Bobby	2001-02		
Sanchez, Alejandro	1981	Stassi, Brock	2014-15, 2017 (R), 21	Vargas, Miguel	1986	Z	
Sanchez, Jose	1972	Stavisky, Brian	2009-2010	Vargas, Victor	2023	Zabala, Aneurys	2021
Sanchez, Orlando	1978-79	Stearns, John	1973	Vasquez, Anthony	2015-2016	Zagurski, Mike	2007, 2009
Sanchez, Rodolfo	2023	Stephen, Josh	2019, 21			Zambrano, Carlos	2013
Sandberg, Cord	2017-18	Stephens, Jay	2010	Vatcher, James E.	1989	Zamora, Pete	2000
Sandberg, Ryne	1980	Stephens, John	2006	Velesques, Al	1982	Zarbnisky, Braden	2021-23
Sandoval, Danny	2006	Stevens, Maris D.	1967	Velasquez, Vince	2016-17 (R)	Zayas, Carlos	1988
Santana, Blass	1972-74	Stevens, Kris	1998, 2000	Victorino, Shane	2007-08, 11 (R)	Zeid, Josh	2011
Santos, Victor	2021	Stevens, Matthew P.	1990-92	Vicuna, Kevin	2022	Zeigler, James	1972-73
Saucier, Kevin	1977	Stewart, Andy	1999	Vierling, Matt	2021	Zuber, Jon E.	1994
Savage, Will	2008	Stewart, Ethan	2015	Villegas, Felix	2004 -2005		
Savery, Joe	2009, 2011	Stitzel, Glenn	1975	Virgil, Osvaldo	1979-80		
Scanlan, Robert G.	1987, 1989	Stocker, Kevin D.	1992	Viza, Tyler	2016-19		
Scarce, G. McCurdy	1972	Stokes, Madison	2021-23	Vukovich, John	1969, 1976-77		
Scarson, Steven W.	1989-91	Stone, Eugene	1969	W			
Schall, Eugene P.	1993	Stone, Jeffrey G.	1983	Waco, David J.	1995		
Schilling, Curtis M.	1994 (R)	Stott, Bryson	2021	Wagner, Billy	2004 (R)		
Schlieve, Gary	1967-69	Stumpf, Daniel	2016 (R)	Waguespack, Jacob	2017-18		
Schmidt, Michael J.	1971	Stumpo, Bob	2012	Walding, Mitch	2016-17		
Schneider, Brian	2011(R)	Stutes, Michael	2009-2010	Walk, Robert	1979		
Schneider, Jeffrey	1978	Suarez, Gabe	2010	Walker, Adam	2001		
Schultz, Andrew	2022-24	Suarez, Ranger	2018, 23 (R)	Walker, Taijuan	2024 (R)		
Schulze, Brett	2022-23	Sullivan, Billy	2021-22	Walls, Sam	2008 -09		
Schwarz, Thomas A.	1987-88	Sullivan, Michael P.	1992-94	Wallace, David	1973		
Schwimer, Michael	2009-2010	Suomi, John	2008, 2010-11, 2013	Wallace, Michael	1973		
Schwecke, Trevor	2024	Surhoff, Richard	1983-84, 1988	Wallace, William	1971		
Scott, Darryl	1998, 2000	Susdorf, Steve	2009, 2011-12	Waller, Casey	1990-93		
Scramuzzo, Craig	1970-72	Swann, Pedro	2006-2007	Walling, Andrew	2024		
Seabold, Connor	2018-19	Sweeney, Matt	2005-06	Walrond, Les	2011		
Seelinger, Matt	2022-23	Swindle, R.J.	2008	Walsh, Sean	2004		
Sefcik, Kevin	1995			Ward, Kevin	1985-1987		

I

READING MANAGERIAL HISTORY

READING PHILLIES FIELD MANAGERS

Winning Percentage

Manager	Years	Record	%
Jim Snyder	1979	77-61	.558
George Culver	1986-87	153-122	.556
Lee Elia	1977-78	142-114	.555
Ron Clark	1980-81	154-124	.554
Andy Seminick	1970	78-63	.553
Gary Varsho	1999-2001	235-191	.552
Cal Emery	1973	76-62	.551
Frank Lucchessi	1967-68	151-128	.541
Bob Wellman*	1969, 74-76	269-235	.534
Dusty Wathan	2012-16	373-335	.527
Mark Parent	2011	74-68	.521
Nolan Campbell	1971	72-67	.518
Steve Roadcap	2009-2010	144-139	.509
Jim Bunning	1972	70-69	.504
Bill Dancy	1983-84, 88, 94-95	350-347	.502
Mike Hart	1989	68-71	.489
Steve Swisher	2005	69-73	.486
Shawn Williams	2019, 2021-22	189-201	.485
Greg Legg	2002-04, 2017-18	338-363	.482
Bill Robinson	1996	66-75	.468
Al LeBoeuf	1997-98	130-153	.459
P.J. Forbes	2006-2008	194-229	.458
Don McCormack	1990-93	250-305	.450
John Felske	1982	63-75	.450
Al Pedrique	2023-24	118-155	.432
Granny Hamner*	1976 (44 games)	19-25	.432
Tony Taylor	1985	58-79	.423

Total Wins

Manager	Seasons	Wins
Dusty Wathan	5	373
Bill Dancy	5	350
Greg Legg	5	338
Bob Wellman*	3+	269
Don McCormack	4	250
Gary Varsho	3	235
P.J. Forbes	3	194
Shawn Williams	3	189
Ron Clark	2	154
George Culver	2	153
Frank Lucchessi	2	151
Steve Roadcap	2	144
Lee Elia	2	142
Al LeBeouf	2	130
Al Pedrique	2	118
Andy Seminick	1	78
Jim Snyder	1	77
Cal Emery	1	76
Mark Parent	1	74
Nolan Campbell	1	72
Jim Bunning	1	70
Mike Hart	1	68
Bill Robinson	1	66
John Felske	1	63
Tony Taylor	1	58
Granny Hamner*	34 Games	19

*Hamner took over for Wellman for the final 34 games in 1976.

YEAR-BY-YEAR FINISH

TEAM WON-LOSS RECORDS AND FINISHES (1952-2022)

YEAR	AFFILIATE	GAMES	RECORD	WIN%	DIVISION	FINISH (LG./DIV.)	GB (LG./DIV.)
1952	INDIANS	138	75-63	.543	----	3RD	8.0
1953	INDIANS	148	101-47	.682	----	1ST	--
1954	INDIANS	140	71-69	.507	----	4TH	9.5
1955	INDIANS	137	84-53	.613	----	1ST	--
1956	INDIANS	139	80-59	.576	---	3RD	4.5
1957	INDIANS*	140	74-66	.529	----	3RD	11.0
1958	INDIANS	133	75-58	.564	SOUTH	2ND/2ND	0.5/0.5
1959	INDIANS	140	71-69	.507	----	5TH	14.0
1960	INDIANS	140	69-71	.493	----	4TH	8.0
1961	INDIANS	140	59-81	.421	----	6TH	26.5
1962	NO BASEBALL	---	---	---	----	---	---
1963	RED SOX	140	61-79	.436	----	6TH	22.0
1964	RED SOX	140	80-60	.571	----	2ND	2.0
1965	INDIANS	139	53-86	.381	----	6TH	31.5
1966	NO BASEBALL	---	---	---	----	---	---
1967	PHILLIES	139	70-69	.504	WEST	6TH/3RD	11.5/4.0
1968	PHILLIES*	140	81-59	.579	----	2ND	3.5
1969	PHILLIES	140	81-59	.579	----	2ND	8.5
1970	PHILLIES	141	78-63	.553	----	2ND	1.0
1971	PHILLIES	139	72-67	.518	NATIONAL	2ND/2ND	7.0/7.0
1972	PHILLIES	139	70-69	.504	SOUTH	5TH/4TH	13.5/7.5
1973	PHILLIES*	138	76-62	.551	NATIONAL	2ND/1ST	1.0/--
1974	PHILLIES	135	69-66	.511	NATIONAL	4TH/3RD	5.0/4.5
1975	PHILLIES	137	84-53	.613	----	1ST	---
1976	PHILLIES	136	54-82	.397	SOUTH	7TH/3RD	28.0/24.5
1977	PHILLIES	138	63-75	.457	CANADIAN/AMERICAN	7TH/3RD	23.0/13.0
1978	PHILLIES	136	79-57	.581	----	2ND	1.5
1979	PHILLIES	138	77-61	.558	----	2ND	5.5
1980	PHILLIES	139	78-61	.561	SOUTH	T-2ND/2ND	1.0/1.0
1981	PHILLIES	139	76-63	.547	SOUTH	3RD/2ND	9.0/4.0
1982	PHILLIES	138	63-75	.457	SOUTH	5TH/3RD	22/22
1983	PHILLIES	140	96-44	.686	----	1ST	----
1984	PHILLIES	139	56-83	.403	----	8TH	25.5
1985	PHILLIES	137	58-79	.423	----	8TH	23.0
1986	PHILLIES	136	77-59	.566	----	1ST	---
1987	PHILLIES	139	76-63	.547	----	3RD	11.5
1988	PHILLIES	136	67-69	.493	----	5TH	12.5
1989	PHILLIES	139	68-71	.489	----	4TH	23.5
1990	PHILLIES	137	55-82	.393	----	8TH	23.0
1991	PHILLIES	140	72-68	.514	----	5TH	15.0
1992	PHILLIES	138	61-77	.442	----	6TH	19.0
1993	PHILLIES	140	62-78	.443	----	7TH	33.0
1994	PHILLIES	140	58-82	.414	SOUTH	9TH/4TH	30.5/30.5
1995	PHILLIES*	142	73-69	.514	SOUTH	T-3RD/T-1ST	13.0/---
1996	PHILLIES	141	66-75	.468	SOUTH	T-7TH/4TH	19.5/19.5
1997	PHILLIES	142	74-68	.521	SOUTH	4TH/3RD	11.0/11.0
1998	PHILLIES	141	56-85	.397	SOUTH	10TH/5TH	26.5/25.0
1999	PHILLIES	142	73-69	.514	SOUTH	3RD/5TH	8.0/19.0
2000	PHILLIES	142	85-57	.598	SOUTH	1ST/1ST	--/--
2001	PHILLIES+	142	77-65	.542	SOUTH	T-4TH/2ND	10.0/7.0
2002	PHILLIES	142	76-66	.535	SOUTH	4TH/3RD	17.5/17.5
2003	PHILLIES	141	62-79	.440	SOUTH	10TH/5TH	26.0/26.0
2004	PHILLIES	141	64-77	.454	SOUTH	9TH/4TH	21.0/21.0
2005	PHILLIES	142	69-73	.486	SOUTH	8TH/4TH	15.0/15.0
2006	PHILLIES	140	71-69	.507	SOUTH	5TH/3RD	15.0/15.0
2007	PHILLIES	141	70-71	.496	SOUTH	7TH/5TH	11.5/13.5
2008	PHILLIES	142	53-89	.373	SOUTH	12TH/6TH	34.0/31.0
2009	PHILLIES	142	75-67	.528	SOUTH	3RD/2ND	14.0/14.0
2010	PHILLIES	141	69-72	.489	EASTERN	8TH/4TH	13.5/13.5
2011	PHILLIES	142	74-68	.521	EASTERN	5TH/2ND	6.0/3.0
2012	PHILLIES	142	76-66	.535	EASTERN	4TH/2ND	6.5/3.0
2013	PHILLIES	142	62-80	.437	EASTERN	12TH/6TH	24.5/24.5
2014	PHILLIES	142	66-76	.465	EASTERN	10TH/T-5TH	22.0/22.0
2015	PHILLIES	141	80-61	.567	EASTERN	1ST/1ST	--/--
2016	PHILLIES	141	89-52	.631	EASTERN	1ST/1ST	--/--
2017	PHILLIES	140	72-68	.514	EASTERN	T-4TH/3RD	20.0/20.0
2018	PHILLIES	137	64-73	.467	EASTERN	5TH/4TH	13.5/13.5
2019	PHILLIES	139	80-59	.576	EASTERN	1ST/1ST	--/--
2021	PHILLIES	113	48-65	.425	NORTHEAST	10TH/5TH	21.5/21.0
2022	PHILLIES	138	61-77	.442	EASTERN	9TH/4TH	23.0/23.0
2023	PHILLIES	136	59-77	.434	EASTERN	T-10TH/5TH	24.5/24.5
2024	PHILLIES	137	59-78	.431	EASTERN	11TH/5TH	20.5/18.5

TOTAL INDIANS 1,534 812-722 .529

TOTAL RED SOX 280 141-139 .504

TOTAL PHILLIES 7,927 3,980-3,947 .502

TOTAL 1952-2023 9,741 4,933-4,808 .506

***POST-SEASON LEAGUE CHAMPION**

+POST-SEASON LEAGUE CO-CHAMPION

MLB AWARD WINNERS AND RETIRED NUMBERS

MAJOR LEAGUE AWARD WINNERS

Former Reading players (1952-present) that have won major post-season awards in the Major Leagues.

National League Most Valuable Player

Jimmy Rollins, 2007 Philadelphia Phillies: 1999 Reading Phillies
Ryan Howard, 2006 Philadelphia Phillies: 2004 Reading Phillies
Mike Schmidt, 1986, 1981 and 1980 Philadelphia Phillies: 1971 Reading Phillies
Ryne Sandberg, 1984 Chicago Cubs: 1980 Reading Phillies

American League Most Valuable Player

George Bell, 1987 Toronto Blue Jays: 1980 Reading Phillies
Willie Hernandez, 1984 Detroit Tigers: 1975 Reading Phillies
Roger Maris, 1961 and 1960 New York Yankees: 1955 Reading Indians

National League Cy Young

Mark Davis, 1988 San Diego Padres, 1980 Reading Phillies

American League Cy Young

Willie Hernandez, 1984 Detroit Tigers: 1975 Reading Phillies
Jim Perry, 1970 Minnesota Twins: 1958 Reading Indians

National League Rookie of the Year

Ryan Howard, 2005 Philadelphia Phillies: 2004 Reading Phillies
Scott Rolen, 1997 Philadelphia Phillies: 1995-96 Reading Phillies

American League Rookie of the Year

Herb Score, 1955 Cleveland Indians: 1953 Reading Indians

RETIRED NUMBERS

Accomplishments read as they do on each players plaque at the National Baseball Hall of Fame in Cooperstown, NY.

Michael Jack Schmidt 1971 Reading Phillies, number retired June 20, 1991

Philadelphia, N.L., 1972-1989

Unprecedented combination of power and defense with unusual mixture of strength, coordination and speed made him one of the game's

24

greatest third basemen. 7th on all-time list with 548 homers. His 8 home run titles (1 tie) bettered only by Babe Ruth. Belted 40 or more on 3 occasions and topped 30 ten other times. 48 home runs in 1980 most ever by third baseman. Hit 4 in one game in 1976. 3-Time MVP with 10 gold gloves for fielding excellence.

Jack Roosevelt Robinson Number retired April 15, 1997 to honor 50th anniversary of baseball's color barrier falling

Brooklyn N.L. 1947 To 1956

42

Leading N.L. Batter in 1949. Holds fielding mark for second baseman playing in 150 or more games with .992. Led N.L. in stolen bases in 1947 and 1949. Most Valuable Player in 1949. Lifetime batting average .311. Joint record holder for most double plays by second baseman, 137 in 1951. Led second baseman in double plays 1949-50-51-52.

Ryne Dee Sandberg - "Ryno" 1980 Reading Phillies, number retired July 2, 2006

Philadelphia, N.L., 1981; Chicago, N.L., 1982-1994, 1996-1997

26

A sure-handed second baseman with power and speed who dignified the game with his professionalism, quiet leadership and tireless preparation. Set career records among second Basemen for home runs (277 of 282 overall), fielding percentage (.989), Consecutive errorless games in a season (90), and over two seasons (123). Earned nine gold gloves. Led league in runs scored three times. Elected to 10 all-start teams, and named National League MVP in 1984. Helped the Cubs to two division titles, hitting .385 in 10 post-season games.

Robin Evans Roberts 1967 Reading Phillies, number retired 2011

Philadelphia, N.L., 1948-1961; Baltimore, A.L. 1962-1965; Houston, N.L. 1965-66; Chicago, N.L., 1966

9

He was the ace of the Phillies staff for most of his 14 years in a brilliant 19-season Major League career. The durable workhorse with a superior fastball and pinpoint control won 286 games and compiled six consecutive 20-victory seasons. In 1950, he paced the Phils to their first flag in 35 years with a 20-11 record. A tough competitor, he was a frequent league leader in victories, innings pitched, complete games, shutouts, and strikeouts, topping the National League in wins from 1952-55.

James Paul David Bunning 1972 Reading Phillies manager, number retired 2014

Detroit, A.L., 1955-1963; Philadelphia, N.L., 1964-1967, 1970-1971; Pittsburgh, N.L., 1968-1969; Los Angeles, N.L., 1969

14

Known for his illustrious 17-year MLB career, spent a season in Baseballtown a year after retired when he managed the Reading Phillies in 1972. A nine-time all-star selection, he was the seventh pitcher in MLB history to throw a perfect game on June 21, 1964, against the New York Mets. At the time, the historical game was the first perfect game thrown in the National League in 84 years. He is also one of just seven pitchers in MLB history to hold the distinction of throwing both a perfect game and no-hitter. Over his Hall of Fame career, Bunning went 224-184 with a 3.27 ERA in 591 games. He struck out 2,855 batters, ranking second all-time at the time of his retirement behind Walter Johnson.

Roberto Clemente Number retired 2018 on Latino Heritage Night

Pittsburgh, N.L., 1955-1972

Member of exclusive 3,000-hit club. Let the National League in batting four times. Had four seasons with 200 or more hits while posting a lifetime .317 average and 240 home runs. Won Most Valuable Player award 1966. Rifle-arm defensive star set N.L. mark by pacing outfielders in assists five years. Batted .362 in two World Series, hitting in all 14 games.

LAST TIME IT HAPPENED

THREW A PERFECT GAME	6/7/00, Pete Zamora vs Harrisburg (Game 2)
THREW A NO-HITTER	8/21/07, Carlos Carrasco vs Altoona (6 Innings - Rain)
THREW A 9-INNING NO-HITTER	6/13/01, Adam Walker vs New Haven
THREW A 7-INNING NO-HITTER	6/7/00, Pete Zamora vs Harrisburg (Game 2) - Perfect Game
THREW A COMBINED NO-HITTER	7/3/21, Francisco Morales, Zach Warren, Kyle Dohy, & Brian Marconi vs Erie
THREW A 1-HITTER	8/26/10, Michael Cisco vs Binghamton
THREW A 2-HITTER	6/8/24, Robinson Pina vs Harrisburg (Game 1)
THREW A 9-INNING SHUTOUT	6/17/16, Nick Pivetta at Harrisburg
THREW A 7-INNING SHUTOUT	6/8/24, Robinson Pina vs Harrisburg (Game 1)
THREW BACK-TO-BACK SHUTOUTS	June 8 & 13, 2001, Adam Walker (1-hitter & No-hitter)
BACK-TO-BACK STARTS 7+ IP, NO RUNS ALLOWED	July 13 and 24, 2024, Lachlan Wells (vs AKR/at NH)
STARTING PITCHERS STRUCK OUT 10+ BACK-TO-BACK GAMES	Moises Chace (10)/Eiberson Castellano (11); 8/24-25, 2024, at BNG
PITCHER 10+ STRIKEOUTS TWO-STRAIGHT STARTS	Moises Chace (10/13) - 8/24/24 at BNG and 8/31/24 at SOM
STRUCK OUT 16 IN A GAME	4/22/13, Jesse Biddle at Harrisburg
STRUCK OUT 13 IN A GAME	8/31/24, Moises Chace at Somerset
STAFF DID NOT ALLOW ANY WALKS	5/13/23 vs NH (Hernandez, Linginfelter, Killgore, McKay, Lehman and Schulze - 9 Innings)
WALKED 8 IN A GAME	6/27/14, Perci Garner vs Portland
WALKED 7 IN A GAME	5/2/15, Tom Windle vs Portland
SAVED BOTH GAMES OF A DOUBLEHEADER	8/1/07, Chris Key at Altoona
PITCHED 2 COMPLETE GAMES IN A DOUBLEHEADER	5/20/06 at Erie, Zach Segovia & Allen Davis
LONGEST SCORELESS INNINGS STREAK (PITCHING)	August 19-22, 2013 (24 Innings)
ALLOWED 10+ RUNS IN AN INNING	6/26/11 at Akron (10, 1st inning)
COMMITTED 6 ERRORS	4/30/24 at Portland, 9-3 Loss
COMMITTED 5 ERRORS	4/21/15 vs Akron, 12-4 Loss
WALKED-OFF THREE STRAIGHT GAMES	5/13-5/15/22 (DH) over Bowie (J. Ortiz/L. O'Hoppe/F. Minyety)
LONGEST SCORING DROUGHT (OFFENSE)	July 17-19, 2012, 29.2 Innings
EVERY PHIL IN THE LINEUP HAD AN RBI	8/31/16 vs Portland
EVERY PHIL IN THE LINEUP HAD A HIT AND A RUN	June 1, 2017 vs Portland
HOMERED IN THE FIRST 4 INNINGS OF A GAME	6/23/10 vs Bowie (Bozied, Galvis, Rizzotti, & Spidale)
HOMERED IN THE FIRST 3 INNINGS OF A GAME	4/10/17 at New Hampshire (Martin, Tromp, & Numata)
HAD 2 PINCH-HIT HOME RUNS IN A GAME	6/1/04 vs Norwich, Carlos Ruiz & Jeff Phelps
HAD 3 PLAYERS HIT 2 HOME RUNS IN A GAME	8/4/16 vs Bowie (Hoskins, Cozens, & Pullin)
HAD 2 PLAYERS HIT 2 HOME RUNS IN A GAME	8/5/15 at Trenton, Nick Williams & Andrew Knapp
HAD 10+ HITS IN AN INNING	7/2/07 vs New Britain, 5th Inning
HAD 20+ HITS IN A GAME	5/27/15 at New Hampshire, 21 Hits
SCORED 10+ RUNS IN AN INNING	6/13/23 vs Hartford (10, 4th Inning)
SCORED 12+ RUNS IN CONSECUTIVE GAMES	August 3 & 4, 2016 vs Bowie
SCORED 20+ RUNS IN A GAME	7/8/16 vs Bowie, 21 Runs
WON 12 GAMES IN A ROW	1987, 3 Times
WON 11 GAMES IN A ROW	June 6-17, 2016
LOST 12 GAMES IN A ROW	June 17-29, 2014
LOST 11 GAMES IN A ROW	May 6-17, 1998 & June 17-28, 2014
GOT NO-HIT (9 INNINGS)	6/24/21 vs Binghamton (10-0 win) Brito, Stott
GOT NO-HIT (LESS THAN 9 INNINGS)	5/5/22 at POR (Brayan Bello, 7 Innings - Game 2)
TURNED A TRIPLE PLAY	9/9/22 vs NH (7 Inning, 5 (Tatum)-4(Stokes)-3(Corredor))
HAD 5 HITS IN A GAME	7/18/19, Luke Williams vs New Hampshire
HAD 8 RBI IN A GAME	4/27/11, Stephen Susdorf at Erie
HAD 7 RBI IN A GAME	8/3/16, Dylan Cozens vs Bowie
OPPOSING PLAYER HAD 7 RBI IN A GAME	4/6/24 at Bowie, Collin Burms
HAD A 21-GAME HITTING STREAK	Essex "Gas" Burton, 1996
HAD A 20-GAME HITTING STREAK	Jason Hill, June 16-July 9, 2007
HAD A 19-GAME HITTING STREAK	Eric Valent (2000) & Rhys Hoskins (April 10-May 2, 2016)
LINEUP BATTED AROUND TWICE IN ONE GAME	7/9/14 vs Trenton
HIT 3 HOME RUNS IN A GAME	8/3/16, Dylan Cozens vs Bowie
HIT 2 HOME RUNS IN BACK-TO-BACK GAMES	June 1 & 2, 2017 (Mitch Walding vs Portland & at Akron)
HIT A HR FROM BOTH SIDES OF THE PLATE IN THE SAME GAME	8/5/15, Andrew Knapp at Trenton
HIT A GRAND SLAM IN BACK-TO-BACK GAMES	August 14 & 15, 2002 (Anderson Machado vs Altoona)
HIT 3 STRAIGHT HOME RUNS	8/17/24 vs New Hampshire (Rincones Jr, Kemp and Schewecke - 5th Inning)
HIT A HOME RUN IN 5 STRAIGHT GAMES	August 11-15, 2012 (Darin Ruf - New Britain & Trenton)
HIT A HOME RUN IN 4 STRAIGHT GAMES	May 17-20, 2022 (Logan O'Hoppe at SOM)
TEAM HIT A HOME RUN IN 13 STRAIGHT GAMES	June 13-28, 2024
HIT A GAME-WINNING HOME RUN	R. Wingrove off L. Moreno (BNG) on 9/13/23 in the 6th
ALLOWED A GAME-WINNING HOME RUN	Keylan Killgore in the bottom of the 7th to Damiano Palmegiani 8/10/23 at NH
HIT LEADOFF AND GAME-WINNING HOME RUNS IN THE SAME GAME	6/10/12, Tim Kennelly vs Harrisburg
HIT A PINCH-HIT GRAND SLAM	8/2/11, Steve Singleton vs Harrisburg
HIT 2 TRIPLES IN ONE GAME	6/25/23, Nick Podkul at Portland
HIT 4 DOUBLES IN ONE GAME	6/3/06, Gary Burnham at Trenton
HIT 3 DOUBLES IN ONE GAME	8/24/21 Madison Stokes at Portland
OPPOSING PLAYER HIT 3 DOUBLES IN A GAME	5/23/24 D. Osborn (BNG)
4 OPPOSING PLAYERS HIT 2+ DOUBLES IN A GAME	8/29/19 vs Bowie
HIT 2 DOUBLES IN THE SAME INNING	5/7/17, Jiandido Tromp at Portland (7th Inning)
TEAM HIT 8 DOUBLES IN ONE GAME	6/29/18 vs Hartford (9-2 Win)
A PITCHER WON HIS FIGHTINS DEBUT	8/17/24, Moises Chace vs NH (5 IP, 5 H, 1 ER, 1 BB, 6 SO)
A PITCHER HAD AN IMMACULATE INNING	7/27/21, Kyle Dohy vs SOM(T6)
A PITCHER HIT A HOME RUN	6/18/21, Jack Perkins at Harrisburg (Solo HR off Cade Cavalli)
WALKED 5 TIMES IN A GAME	7/7/16, Rhys Hoskins vs Altoona
STOLE HOME	5/12/19, Luke Williams vs Erie
HAD 4 STOLEN BASES IN ONE GAME	5/14/10, Quintin Berry at Akron (Game 2)
COMMITTED 3 ERRORS IN ONE INNING	4/13/14, Jesse Biddle vs Harrisburg (Bottom 3)
OPPOSING PLAYER HIT FOR THE CYCLE	7/11/19 vs Trenton, Matt Lipka
SCORED BOTH WINNING RUNS IN A DOUBLEHEADER	5/15/22 Logan O'Hoppe vs Bowie
THREW OUT THREE BASE RUNNERS IN ONE GAME	5/23/24, Caleb Ricketts vs Binghamton
THREE HITS IN BACK-TO-BACK GAMES	Jose Rodriguez vs Binghamton
TWO OPPOSING PLAYERS FOUR HITS IN A GAME	Planez/Lampe/Huff vs Akron (7/9/24)
ALLOWED 25+ HITS IN A GAME	7/9/24 vs Akron
TEAM STOLE NINE BASES IN A GAME	7/23/24 at New Hampshire
TEAM THREW BACK-TO-BACK SHUTOUTS	7/23-24, 2024, at New Hampshire (2-0/7-0)
HIT INTO A TRIPLE PLAY	8/3/24 vs Hartford (Josh Breaux)

FIGHTIN PHILS ATTENDANCE HISTORY

Year	Total	Avg. Crowd	Dates	25 Largest Crowds in FirstEnergy Stadium History		
1987	87,925	1,465	60			
1988	144,007	2,526	57			
1989	178,414	2,974	60	Date	Opponent	Crowd
1990	204,240	3,462	59	7/3/16	Harrisburg	9,976
1991	250,610*	3,856*	65	8/22/15	New Britain	9,970
1992	287,078*	4,417*	65	7/24/14	Akron	9,967
1993	313,083*	4,817*	65	8/5/09	Trenton	9,953
1994	338,228	4,974	68	5/7/10	Akron	9,887
1995	383,228	5,649	67	4/22/07	Akron	9,880
1996	384,151	5,649	68	8/31/06	New Britain	9,816
1997	398,182	5,856	68	8/23/03	New Britain	9,803
1998	423,336	5,962	71	5/4/01	Altoona	9,792
1999	448,367	6,405	70	8/25/18	Portland	9,787
2000	461,848	6,505	71	8/26/17	Harrisburg	9,785
2001	458,585	6,848	67	5/21/10	Richmond	9,784
2002	486,570*	7,052*	69	7/3/01	Binghamton	9,778
2003	465,717*	6,849*	68	7/4/15	Trenton	9,767
2004	478,257	7,138*	67	8/25/01	New Britain	9,766
2005	469,105*	6,702	70	7/27/12	New Britain	9,752
2006	460,216*	6,670*	69	6/15/12	Akron	9,750
2007	466,385*	6,663*	70	5/18/12	New Britain	9,745
2008	436,789*	6,423*	68	8/28/10	Binghamton	9,736
2009	460,791*	6,678*	69	7/3/07	New Britain	9,734
2010	456,466	6,615	69	7/18/09	New Britain	9,646
2011	456,960*	6,720*	68	8/5/17	Akron	9,640
2012	454,018	6,368*	72	8/27/05	Bowie	9,635
2013	436,134*	6,321	69	6/19/09	Harrisburg	9,630
2014	394,458	5,801	68	7/3/02	Erie	9,623
2015	433,253	6,044	69			
2016	445,023*	6,092*	76			
2017	411,698*	6,054*	68			
2018	388,511	5,713	68			
2019	406,307	5,888	69			
2021	226,667	4,626	49			
2022	368,068	5,576	66			
2023	384,563	5,916	65			
2024	414,262	6,277	66			
Total	14,161,500	5,720	2,476			

1996, 1998 and 2000 totals include exhibition gamges with Phillies

2012 total attendance includes Baseballtown All-Star Classic and Home Run Derby, 222 Showcase and E.L. Playoffs

2015 and 2019 total attendance includes Eastern League Playoffs

2016 total attendance includes Phillies Futures Game, 222 Showcase, Three Relocated Hartford Home Games and Eastern League Playoffs

* = Led Eastern League

Bold = records

SEASON-BY-SEASON LEADERS

BATTING AVERAGE

Team leader year-by-year

*League leader #Tied for league lead

Players who have hit .325+

1.	Randy Ruiz	2005	.349
2.	John Castellano	2004	.340
3.	Tommy Barrett	1987	.334
	Shane Turner	1987	.334
5.	Pat Burrell	1999	.333
6.	Billy Harrell	1953	.330
7.	Keith Moreland	1977	.327
8.	Michael Spidale	2011	.326
9.	Jim Olander	1986	.325

Batting Title qualifications: From 1952-1973, 378 plate appearances qualified. From 1974 to present, 383 plate appearances are required.

+ Combined average between Harrisburg and Reading
^ Combined average between Albany and Reading

Carson Taylor	2024	PHI	.277	Tommy Barrett		PHI	.334
Oliver Dunn	2023	PHI	.271	Jim Olander	1986	PHI	.325*
Wendell Rijo	2022	PHI	.266	Keith Miller	1985	PHI	.295
Bryson Stott	2021	PHI	.301	Steve Moses	1984	PHI	.300
Josh Stephen	2019	PHI	.271	Jeff Stone	1983	PHI	.317
Damek Tomscha	2018	PHI	.294	Keith Washington	1982	PHI	.288
Carlos Tocci	2017	PHI	.307	Rusty Hamric	1981	PHI	.307
Jorge Alfaro	2016	PHI	.285	Steven Curry	1980	PHI	.318
Brock Stassi	2015	PHI	.300	Jay Loviglio	1979	PHI	.294
Carlos Alonso	2014	PHI	.272	John Hughes	1978	PHI	.264
Jim Murphy	2013	PHI	.273	Orlando Isales		PHI	.264
Darin Ruf	2012	PHI	.317	Keith Moreland	1977	PHI	.327
Michael Spidale	2011	PHI	.326	John Poff	1976	PHI	.260
Tagg Bozied	2010	PHI	.315*	Glenn Stitzel	1975	PHI	.290
Neil Sellers	2009	PHI	.317	Richard Giallella	1974	PHI	.301
Lou Marson	2008	PHI	.314	James Ziegler	1973	PHI	.312
Greg Jacobs	2007	PHI	.310	Robert Beall	1972	PHI	.283
Joey Hammond	2006	PHI	.267	Ray Starnes	1971	PHI	.289
Randy Ruiz	2005	PHI	.349	Greg Luzinski	1970	PHI	.324*
John Castellano	2004	PHI	.340	Bob Kelly	1969	PHI	.323*
Jeff Inglin	2003	PHI	.284	Ron Allen	1968	PHI	.258
Travis Chapman	2002	PHI	.301	Howie Bedell	1967	PHI	.296
Gary Burnham	2001	PHI	.318	No Baseball	1966	---	----
Jason Michaels	2000	PHI	.295	Johnny Parker	1965	IND	.295
Pat Burrell	1999	PHI	.333	Mike Andrews	1964	SOX	.295
Mark Raynor	1998	PHI	.293	Robert Stotsky	1963	SOX	.309
Scott Pagano	1997	PHI	.274	No Baseball	1962	---	----
Essex Burton	1996	PHI	.304	Antonio Martinez	1961	IND	.302
Rob Grable	1995	PHI	.300	Mike White	1960	IND	.304
David Tokheim	1994	PHI	.301	David Mann	1959	IND	.318
Keith Kimberlin	1993	PHI	.264	David Mann	1958	IND	.289
Sean Ryan	1992	PHI	.268	David Mann	1957	IND	.320
Bruce Dostal	1991	PHI	.313	Robert Jarvis	1956	IND	.284
Julio Peguero+	1990	PHI	.277	Jack Waters	1955	IND	.292
Kim Batiste	1990	PHI	.276	Earl Averill Jr.	1954	IND	.295
Frank Bellino	1989	PHI	.285	Billy Harrell	1953	IND	.330
Steve DeAngelis	1988	PHI	.263	Michael Lutz	1952	IND	.321*
Shane Turner^	1987	PHI	.334				

HOME RUNS

Team leader year-by-year

*League leader #Tied for league lead

Players with 25 + home runs

1.	Dylan Cozens	2016	40
2.	Rhys Hoskins	2016	38
	Darin Ruf	2012	38
4.	Ryan Howard	2004	37
5.	Hal Jones	1960	34
6.	Greg Luzinski	1970	33
7.	Willie Darkis	1983	31
8.	Marlon Byrd	2001	28
	Pat Burrell	1999	28
	Ozzie Virgil	1980	28
	Rocky Colavito	1953	28
12.	Mike Costanzo	2007	27
	Randy Ruiz	2005	27
	Tagg Bozied	2010	27
15.	Dan Held	1997	26
	Dan Held	1996	26
	Andre Thornton	1971	26
18.	Mitch Walding	2017	25
	Ron Allen	1968	25

Carson Taylor	2024	PHI	16	Jim Olander	1986	PHI	8
Carlos De La Cruz	2023	PHI	24	Steve DeAngelis		PHI	8
Jhailyn Ortiz	2022	PHI	17	Todd Soares	1985	PHI	14
Luke Miller	2021	PHI	13	Al LeBoeuf	1984	PHI	9
Darick Hall	2019	PHI	20	Willie Darkis	1983	PHI	31*
Deivy Grullon	2018	PHI	21	Gerry Willard	1982	PHI	12
Mitch Walding	2017	PHI	25	Al Sanchez	1981	PHI	13
Dylan Cozens	2016	PHI	40*	Ozzie Virgil	1980	PHI	28
Brock Stassi	2015	PHI	15	John Vukovich	1979	PHI	13
Jake Fox	2014	PHI	22	John Hughes	1978	PHI	17
Jim Murphy	2013	PHI	23#	Gary Begnaud	1977	PHI	14
Darin Ruf	2012	PHI	38*	John Guarnacoe	1977	PHI	14
Matt Rizzotti	2011	PHI	24	Gary Begnaud	1976	PHI	23
Tagg Bozied	2010	PHI	27	Daniel Fitzgerald	1975	PHI	11
Neil Sellers	2009	PHI	17	William Nahorodny	1974	PHI	19
Neil Sellers	2008	PHI	19	Jerry Martin	1973	PHI	17
Mike Costanzo	2007	PHI	27	Thomas Silicato	1972	PHI	6
Gary Burnham	2006	PHI	16	Andre Thornton	1971	PHI	26
Randy Ruiz	2005	PHI	27	Greg Luzinski	1970	PHI	33
Ryan Howard	2004	PHI	37	Ron Allen	1969	PHI	25
Jeff Inglin	2003	PHI	24*	Ron Allen	1968	PHI	9
Travis Chapman	2002	PHI	15	James Campbell	1967	PHI	9
Marlon Byrd	2001	PHI	28	No Baseball	1966	---	--
Eric Valent	2000	PHI	22	Paul Dicken	1965	IND	23
Pat Burrell	1999	PHI	28	Dick Gernert	1964	SOX	9
Steve Carver	1998	PHI	21	James Russon		SOX	9
Dan Held	1997	PHI	26	Rico Petrocelli	1963	SOX	19
Dan Held	1996	PHI	26	No Baseball	1962	---	--
Fred McNair	1995	PHI	23*	Keith Williams	1961	IND	16
David Tokheim	1994	PHI	13	Hal Jones	1960	IND	34
Gene Schall	1993	PHI	15	Kenneth Krynak	1959	IND	16
Sam Taylor	1992	PHI	10	Walter Bond		IND	16
Nicko Riesgo	1991	PHI	14	Stanley Turner	1958	IND	13
Gary Alexander	1990	PHI	19	Cooter Jones	1957	IND	9
Frank Bellino	1989	PHI	10	Cooter Jones	1956	IND	16
Steve DeAngelis	1988	PHI	8	Roger Maris	1955	IND	19
Jeff Kaye		PHI	8	Earl Averill Jr.	1954	IND	10
Tony Brown		PHI	8	Rocky Colavito	1953	IND	28*
Steve DeAngelis	1987	PHI	18	Michael Lutz	1952	IND	23

SEASON-BY-SEASON LEADERS

RUNS BATTED IN				Team leader year-by-year				*League leader #Tied for league lead			
<i>Players with 100 or more RBI</i>				Carson Taylor	2024	PHI	75	Vince Holyfield	1988	PHI	59
				Oliver Dunn	2023	PHI	78	Rickey Jordan	1987	PHI	95
				Aldrem Corredor	2022	PHI	70	Jim Olander	1986	PHI	68
1.	Dylan Cozens	2016	125	Josh Stephen	2021	PHI	44	Todd Soares	1985	PHI	70
	Rocky Colavito	1953	121	Darick Hall	2019	PHI	67	Chris James	1984	PHI	57
2.	Greg Luzinski	1970	120	Mickey Moniak		PHI	67	Willie Darkis	1983	PHI	102
3.	Rhys Hoskins	2016	116	Deivry Grullon	2018	PHI	59	Paul Fryer	1982	PHI	65
4.	Darin Ruf	2012	104	Kyle Martin	2017	PHI	68	Al Sanchez	1981	PHI	76
	Ozzie Virgil	1980	104	Dylan Cozens	2016	PHI	125*	Ozzie Virgil	1980	PHI	104*
	Jerome Webb	1961	104	Brock Stassi*	2015	PHI	90	George Vukovich	1979	PHI	88
	Hal Jones	1960	104	Jake Fox	2014	PHI	70	John Hughes	1978	PHI	92
8.	Jeff Inglin	2003	103	Jim Murphy	2013	PHI	83	Gary Begnaud	1977	PHI	70
9.	Ryan Howard	2004	102	Darin Ruf	2012	PHI	104	Gary Begnaud	1976	PHI	78
	Willie Darkis	1983	102	Matt Rizzotti	2011	PHI	84	Terrence Jones	1975	PHI	67
				Tagg Bozied	2010	PHI	92	Freddie Andrews	1974	PHI	56
				Neil Sellers	2009	PHI	86	Richard Giallella	1974	PHI	56
				Jeremy Slayden	2008	PHI	81	Jerry Martin	1973	PHI	86
				Mike Costanzo	2007	PHI	86	Thomas Silicato	1972	PHI	56
				Gary Burnham	2006	PHI	60	Andre Thornton	1971	PHI	76
				Randy Ruiz	2005	PHI	89	Greg Luzinski	1970	PHI	120*
				Ryan Howard	2004	PHI	102*	Ron Allen	1969	PHI	97
				Jeff Inglin	2003	PHI	103*	Ron Allen	1968	PHI	6
				Anderson Machado	2002	PHI	77	Howie Bedell	1967	PHI	66
				Marlon Byrd	2001	PHI	89	No Baseball	1966	---	---
				Eric Valent	2000	PHI	90	Orlando Costantino	1965	IND	74
				Pat Burrell	1999	PHI	90	Joseph Foley	1964	SOX	66
				Steve Carver	1998	PHI	88	Rico Petrocelli	1963	SOX	78
				Dan Held	1997	PHI	86	No Baseball	1962	---	---
				Dan Held	1996	PHI	92	Jerome Webb	1961	IND	104
				David Doster	1995	PHI	79	Hal Jones	1960	IND	104
				Jon Zuber	1994	PHI	70	Walter Bond	1959	IND	82
				Gene Schall	1993	PHI	60	Steve Jankowski	1958	IND	73
				Sean Ryan	1992	PHI	57	Mitch June	1957	IND	56
				Sean Ryan	1991	PHI	70	Robert Jarvis	1956	IND	67
				Jeff Grotewald	1990	PHI	72	Roger Maris	1955	IND	78
				Frank Bellino	1989	PHI	77	Philip Qualben	1954	IND	81
								Rocky Colavito	1953	IND	121*
								Michael Lutz	1952	IND	93#

AT-BATS				Team leader year-by-year				*League leader #Tied for league lead			
<i>Players with 540 or more at-bats</i>				Marcus Lee Sang	2024	PHI	385	Ricky Jordan	1986	PHI	478
				Carlos De La Cruz	2023	PHI	509*	Keith Miller	1985	PHI	499
				Jhailyn Ortiz	2022	PHI	448	Chris James	1984	PHI	457
1.	Chris Roberson	2005	553	Madison Stokes	2021	PHI	342	Jeff Stone	1983	PHI	492
	Marlon Anderson	1997	553	Mickey Moniak	2019	PHI	465	Keith Washington	1982	PHI	503
3.	David Doster	1995	551	Malquin Canelo	2018	PHI	470	Julio Franco	1981	PHI	532*
4.	Jerome Webb	1961	542	Jiandido Tromp	2017	PHI	456	Bob Dernier	1980	PHI	536*
				Dylan Cozens	2016	PHI	521	Jay Loviglio	1979	PHI	504
				Brock Stassi	2015	PHI	466	John Hughes	1978	PHI	443
				Carlos Alonso	2014	PHI	467	Jose Moreno	1977	PHI	514
				Jim Murphy	2013	PHI	505	Gary Begnaud	1976	PHI	458
				Darin Ruf	2012	PHI	489	Alan McLaughlin	1975	PHI	502*
				Matt Rizzotti	2011	PHI	499	Freddie Andrews	1974	PHI	506*
				Freddy Galvis	2010	PHI	502	Jerry Martin	1973	PHI	460
				Neil Sellers	2009	PHI	518	Nelson Garcia	1972	PHI	406
				Neil Sellers	2008	PHI	483	Ray Starnes	1971	PHI	433
				Jeremy Slayden		PHI	483	Greg Luzinski	1970	PHI	471*
				Mike Costanzo	2007	PHI	508	Ronald Allen	1969	PHI	490
				Joey Hammond	2006	PHI	469	Larry Bowa	1968	PHI	480
				Chris Roberson	2005	PHI	553*	Howie Bedell	1967	PHI	476
				Danny Gonzalez	2004	PHI	461	No Baseball	1966	---	---
				Jeff Inglin	2003	PHI	539	Johnny Parker	1965	IND	518
				Nate Espy	2002	PHI	517	William Milinis	1964	SOX	536*
				Brian Harris	2001	PHI	511	Rico Petrocelli	1963	SOX	489
				Eric Valent	2000	PHI	469	No Baseball	1962	---	---
				Jimmy Rollins	1999	PHI	532	Jerome Webb	1961	IND	542
				Steve Carver	1998	PHI	458	William Williams	1960	IND	536
				Marlon Anderson	1997	PHI	553*	David Mann	1959	IND	522
				Dan Held	1996	PHI	497	David Mann	1958	IND	537*
				David Doster	1995	PHI	551*	David Mann	1957	IND	487
				Jon Zuber	1994	PHI	498	Robert Jarvis	1956	IND	539
				Keith Kimberlin	1993	PHI	504	Jack Waters	1955	IND	511
				Ron Lockett	1992	PHI	400	William Moran	1954	IND	524
				Sean Ryan	1991	PHI	439	Joe Altobelli	1953	IND	528
				Kim Batiste	1990	PHI	486	Rocky Colavito		IND	528
				Frank Bellino	1989	PHI	453	Stanley Pawloski	1952	IND	465
				Steve DeAngelis	1988	PHI	434				
				Tommy Barrett	1987	PHI	485				

SEASON-BY-SEASON LEADERS

DOUBLES				Team leader year-by-year				*League leader #Tied for league lead			
<i>Players with 30 or more doubles</i>				Robert Moore	2024	PHI	20	Frank Bellino	1989	PHI	25
				Oliver Dunn	2023	PHI	27	Steve DeAngelis	1988	PHI	21
				Jhailyn Ortiz	2022	PHI	25	Rickey Jordan	1987	PHI	28
1. Greg Jacobs	2007	39		Bryson Stott	2021	PHI	22	Jim Olander	1986	PHI	33*
David Doster	1995	39		Darick Hall	2019	PHI	38*	Keith Miller	1985	PHI	24
3. Kevin Barker	2004	38		Zach Green	2018	PHI	23	Chris James	1984	PHI	19
Dylan Cozens	2016	38		Jiandido Tromp	2017	PHI	31	Al LeBoeuf		PHI	19
Darick Hall	2019	38		Dylan Cozens	2016	PHI	38*	Randy Salava	1983	PHI	30#
6. Carlos Rivero	2011	36		Brock Stassi#	2015	PHI	32	Paul Fryer	1982	PHI	29
7. Leandro Castro	2012	35		Aaron Altherr	2014	PHI	27	Miguel Ibarra	1981	PHI	28
Travis Chapman	2002	35		Jim Murphy	2013	PHI	24	Bob Dernier	1980	PHI	29
9. Matt Rizzotti	2011	34		Leandro Castro	2012	PHI	35	Nick Popovich	1979	PHI	25
10. Neil Sellers	2009	33		Carlos Rivero	2011	PHI	36	John Hughes	1978	PHI	26
Jeremy Slayden	2008	33		Tagg Bozied	2010	PHI	29	Phil Convertino	1977	PHI	24
Jason Hill	2007	33		Neil Sellers	2009	PHI	33	Gary Begnaud	1976	PHI	20
Jeff Grotewald	1990	33		Jeremy Slayden	2008	PHI	33	Jack Bastable	1975	PHI	23
Jim Olander	1986	33		Greg Jacobs	2007	PHI	39#	Freddie Andrews	1974	PHI	25
Jose Villar	1961	33		Jason Jaramillo	2006	PHI	25	Jerry Martin	1973	PHI	23
16. Brock Stassi	2015	32		Randy Ruiz	2005	PHI	29	Thomas Silicato	1972	PHI	28
17. Jiandido Tromp	2017	31		Kevin Barker	2004	PHI	38	Dick Wissel	1971	PHI	20
Neil Sellers	2008	31		Jeff Inglin	2003	PHI	27	Greg Luzinski	1970	PHI	24
Dan Held	1997	31		Travis Chapman	2002	PHI	35	Ron Allen	1969	PHI	25
20. Jorge Padilla	2003	30		Brian Harris	2001	PHI	27	David Watkins	1968	PHI	26
Jason Michaels	2000	30		Jason Michaels	2000	PHI	30	Leroy Reams	1967	PHI	22
Randy Salava	1983	30		Pat Burrell	1999	PHI	28	No Baseball	1966	---	---
				Larry Huff		PHI	28	Orlando Costantino	1965	IND	18
				Aaron Royster	1998	PHI	27	Tony Horton	1964	SOX	29*
				Dan Held	1997	PHI	31	Robert Stotsky	1963	SOX	24
				Scott Rolan	1996	PHI	22	No Baseball	1962	---	---
				Jason Moler		PHI	22	Jose Villar	1961	IND	33
				David Doster	1995	PHI	39	Robert Ledford	1960	IND	20
				Jon Zuber	1994	PHI	29	Louis Holdener	1959	IND	20
				Ron Lockett	1993	PHI	18	Ken Kraynak		IND	20
				Sean Ryan	1992	PHI	19	Cooter Jones	1958	IND	28
				Casey Waller	1991	PHI	25	Mitch June	1957	IND	20
				Jeff Grotewald	1990	PHI	33	Cooter Jones	1956	IND	29
								Jack Waters	1955	IND	25
								Philip Qualben	1954	IND	24
								Joe Altobelli	1953	IND	28
								Michael Lutz	1952	IND	26

TRIPLES				Team leader year-by-year				*League leader #Tied for league lead			
<i>Players with 12 or more triples</i>				Marcus Lee Sang	2024	PHI	5	Tom Marsh		PHI	5
				Johan Rojas	2023	PHI	5	Kim Batiste	1990	PHI	4
				Johan Rojas	2022	PHI	5	Rick Parker	1989	PHI	9*
1. David Mann	1957	19		Kevin Vicuna		PHI	5	Shane Turner	1988	PHI	6
2. David Mann	1959	17		Daniel Brito	2021	PHI	4	Jose Leiva	1987	PHI	11
Al Sanchez	1981	17		Mickey Moniak	2019	PHI	13*	Kenny Jackson	1986	PHI	8
4. Rodney Graber	1953	13		Malquin Canelo	2018	PHI	6	Keith Miller	1985	PHI	7
Walter Bond	1959	13		Carlos Tocci	2017	PHI	7	Chris James	1984	PHI	12*
James Gosger	1964	13		Roman Quinn	2016	PHI	6	Jeff Stone	1983	PHI	10
Mickey Moniak	2019	13		J.P. Crawford	2015	PHI	7	Paul Fryer	1982	PHI	8
8. Chris James	1984	12		Zach Collier	2014	PHI	4	Al Sanchez	1981	PHI	17*
Ryne Sandberg	1980	12		Zach Collier	2013	PHI	9	Ryne Sandberg	1980	PHI	12
Al Sanchez	1981	12		Cesar Hernandez	2012	PHI	11	George Vukovich	1979	PHI	10
				Freddy Galvis	2011	PHI	4	Luis E. Rodriguez		PHI	10
				Freddy Galvis	2010	PHI	4	Phil Convertino	1978	PHI	10
				Brad Harman	2009	PHI	4	Jose Moreno	1977	PHI	11
				Jason Donald	2008	PHI	4	Bill Dancy	1976	PHI	5
				Greg Golson		PHI	4	Russell Klobas	1975	PHI	6
				Michael Spidale		PHI	4	Freddie Andrews	1974	PHI	7
				Michael Spidale	2007	PHI	6	Russell Klobas	1973	PHI	11*
				Michael Bourn	2006	PHI	6	Thomas Silicato	1972	PHI	6
				Tim Moss		PHI	6	Mike Rogodzinski	1971	PHI	6
				Michael Bourn	2005	PHI	8	Mike Rogodzinski	1970	PHI	11*
				Chris Roberson		PHI	8	Steven Kullusky	1969	PHI	8
				Ryan Fleming	2004	PHI	7	Ron Allen	1968	PHI	6
				Brian Hitchcox	2003	PHI	4	Howie Bedell	1967	PHI	9
				Anderson Machado		PHI	4	No Baseball	1966	---	---
				Jay Sitzman	2002	PHI	6	Orlando Costantino	1965	IND	7
				Marlon Byrd	2001	PHI	8	James Gosger	1964	SOX	13*
				Rusty McNamara	2000	PHI	6	Robert Stotsky	1963	SOX	11*
				Reggie Taylor	1999	PHI	10	No Baseball	1962	---	---
				Reggie Taylor	1998	PHI	6	Antonio Martinez	1961	IND	10
				Marlon Anderson	1997	PHI	6	William Williams	1960	IND	8
				Scott Shores	1996	PHI	8	David Mann	1959	IND	17*
				Steve Solomon	1995	PHI	6	Walter Bond		IND	13
				David Tokheim	1994	PHI	6	Freddie Frickle	1958	IND	10#
				David Tokheim	1993	PHI	6	David Mann		IND	10#
				Sam Taylor	1992	PHI	5	David Mann	1957	IND	19*
				Bruce Dostal	1991	PHI	5	Mitch June	1956	IND	10
								Lawrence Raines	1955	IND	8
								Jack Waters		IND	8
								Eugene Ring	1954	IND	10
								Rodney Graber	1953	IND	13
								Joe Altobelli	1952	IND	7

SEASON-BY-SEASON LEADERS

HITS				Team leader year-by-year				*League leader #Tied for league lead			
<i>Players with 160+ hits</i>				Carson Taylor	2024	PHI	103	Tommy Barrett	1987	PHI	162
				Carlos De La Cruz	2023	PHI	132*	Jim Olander	1986	PHI	151
				Jhailyn Ortiz	2022	PHI	106	Keith Miller	1985	PHI	147*
1.	Chris Roberson	2005	172	Bryson Stott	2021	PHI	94	Steve Moses	1984	PHI	131
2.	Billy Harrell	1953	170	Mickey Moniak	2019	PHI	117	Jeff Stone	1983	PHI	156*
3.	David Mann	1959	166	Malquin Canelo	2018	PHI	118	Keith Washington	1982	PHI	145
4.	Neil Sellers	2009	164	Carlos Tocci	2017	PHI	132	Rusty Hamric	1981	PHI	161
5.	Tommy Barrett	1987	162	Dylan Cozens	2016	PHI	144	Bob Dernier	1980	PHI	160
6.	Rusty Hamric	1981	161	Brock Stassi	2015	PHI	140	Jay Loviglio	1979	PHI	148
	Marlon Byrd	2001	161	Carlos Alonso	2014	PHI	127	John Hughes	1978	PHI	117
	Michael Spidale	2011	161	Jim Murphy	2013	PHI	138	Jose Moreno	1977	PHI	138
9.	Bob Dernier	1980	160	Darin Ruf	2012	PHI	155	Gary Begnaud	1976	PHI	118
				Michael Spidale	2011	PHI	161	Alan McLaughlin	1975	PHI	139
				Michael Spidale	2010	PHI	145	Freddie Andrews	1974	PHI	138
				Neil Sellers	2009	PHI	164*	Jerry Martin	1973	PHI	138
				Jeremy Slayden	2008	PHI	144	Thomas Silicato	1972	PHI	123
				Greg Jacobs	2007	PHI	143	Ray Starnes	1971	PHI	125
				Joey Hammond	2006	PHI	125	Greg Luzinski	1970	PHI	153
				Chris Roberson	2005	PHI	172*	Bob Kelly	1969	PHI	154
				John Castellano	2004	PHI	125	Ron Allen	1968	PHI	117
				Jeff Inglin	2003	PHI	153	Howie Bedell	1967	PHI	141
				Travis Chapman	2002	PHI	144	No Baseball	1966	---	---
				Marlon Byrd	2001	PHI	161	Johnny Parker	1965	IND	153
				Rusty McNamara	2000	PHI	137	Michael Andrews	1964	SOX	145
				Jimmy Rollins	1999	PHI	145	Robert Stotsky	1963	SOX	151
				Steve Carver	1998	PHI	119	No Baseball	1962	---	---
				Marlon Anderson	1997	PHI	147	Keith Williams	1961	IND	158
				Dan Held	1996	PHI	121	William Williams	1960	IND	152
				David Doster	1995	PHI	146	David Mann	1959	IND	166
				Jon Zuber	1994	PHI	146	David Mann	1958	IND	155
				Keith Kimberlin	1993	PHI	133	David Mann	1957	IND	156
				Sean Ryan	1992	PHI	95	Robert Jarvis	1956	IND	153*
				Cary Williams	1991	PHI	117	Jack Waters	1955	IND	149
				Kim Batiste	1990	PHI	134	Jack Waters	1954	IND	133
				Frank Bellino	1989	PHI	129	Billy Harrell	1953	IND	170
				Steve Deangelis	1988	PHI	114	Stanley Pawloski	1952	IND	126

RUNS				Team leader year-by-year				*League leader #Tied for league lead			
<i>Players with 100+ runs scored</i>				Marcus Lee Sang	2024	PHI	61	Tommy Barrett	1987	PHI	107
				Carlos De La Cruz	2023	PHI	80	Kevin Ward	1986	PHI	79
				Jhailyn Ortiz	2022	PHI	67	Keith Miller	1985	PHI	77
1.	James Cleverly	1953	112	Bryson Stott	2021	PHI	49	Chris James	1984	PHI	66
2.	Bob Dernier	1980	111	Luke Williams	2019	PHI	77	Jeff Stone	1983	PHI	109*
3.	David Mann	1958	110	Malquin Canelo	2018	PHI	63	Keith Washington	1982	PHI	78
4.	Jeff Stone	1983	109	Jiandido Tromp	2017	PHI	64	Joseph Bruno	1981	PHI	88
5.	Marlon Byrd	2001	108	Dylan Cozens	2016	PHI	106*	Bob Denier	1980	PHI	111*
6.	Tommy Barrett	1987	107	Brock Stassi	2015	PHI	76	Jay Loviglio	1979	PHI	92
7.	Dylan Cozens	2016	106	Carlos Alonso	2014	PHI	76	John Hughes	1978	PHI	69
				Albert Cartwright	2013	PHI	76	Jose Moreno	1977	PHI	80
				Darin Ruf	2012	PHI	93	Gary Begnaud	1976	PHI	68
				Matt Rizzotti	2011	PHI	73	Richard Bosetti	1975	PHI	73
				Michael Spidale	2010	PHI	74	Freddie Andrews	1974	PHI	85
				Quintin Berry	2009	PHI	89	Jerry Martin	1973	PHI	73
				Jeremy Slayden	2008	PHI	81	Ray Starnes	1972	PHI	65
				Mike Costanzo	2007	PHI	92	Ray Starnes	1971	PHI	73
				Michael Bourn	2006	PHI	62	Greg Luzinski	1970	PHI	94*
				Chris Roberson	2005	PHI	90*	Ron Allen	1969	PHI	91*
				Ryan Howard	2004	PHI	73	Ron Allen	1968	PHI	54
				Jeff Inglin	2003	PHI	86	James Perkins	1967	PHI	60
				Nate Espy	2002	PHI	83	No Baseball	1966	---	--
				Marlon Byrd	2001	PHI	108	Johnny Parker	1965	IND	89
				Eric Valent	2000	PHI	81	William Mililinis	1964	SOX	85
				Pat Burrell	1999	PHI	84	Robert Stotsky	1963	SOX	73
				Aaron Royster	1998	PHI	67	No Baseball	1962	---	--
				Marlon Anderson	1997	PHI	88	Joseph Teague	1961	IND	90
				Dan Held	1996	PHI	77	William Williams	1960	IND	79
				David Doster	1995	PHI	84	David Mann	1959	IND	99
				Jon Zuber	1994	PHI	81	David Mann	1958	IND	110*
				Keith Kimberlin	1993	PHI	56	David Mann	1957	IND	96
				Ron Lockett	1992	PHI	42	Cooter Jones	1956	IND	82
				Casey Waller	1992	PHI	42	Jack Waters	1955	IND	95
				Sam Taylor	1992	PHI	42	Rod Graber	1954	IND	89
				Bruce Dostal	1991	PHI	68	James Cleverly	1953	IND	112*
				Gary Alexander	1990	PHI	73	Michael Lutz	1952	IND	71
				Rick Parker	1989	PHI	59				
				Greg Edge	1988	PHI	55				

SEASON-BY-SEASON LEADERS

TOTAL BASES				Team leader year-by-year				*League leader #Tied for league lead			
<i>Players with 250+ total bases</i>				Carson Taylor	2024	PHI	173	Steve DeAngelis	1988	PHI	161
				Carlos De La Cruz	2023	PHI	231*	Ricky Jordan	1987	PHI	233
				Jhailyn Ortiz	2022	PHI	186	Jim Olander	1986	PHI	216
1.	Dylan Cozens	2016	308	Bryson Stott	2021	PHI	150	Keith Miller	1985	PHI	203
	Darin Ruf	2012	303	Darick Hall	2019	PHI	207*	Chris James	1984	PHI	184
3.	Greg Luzinski	1970	287	Malquin Canelo	2018	PHI	172	Jeff Stone	1983	PHI	228
4.	Marlon Byrd	2001	283	Jiandido Tromp	2017	PHI	221	Paul Fryer	1982	PHI	205
5.	Rhys Hoskins	2016	282	Dylan Cozens	2016	PHI	308*	Al Sanchez	1981	PHI	228
6.	Pat Burrell	1999	263	Brock Stassi	2015	PHI	219	Ryne Sandberg	1980	PHI	230
7.	Dan Held	1997	260	Carlos Alonso	2014	PHI	185	George Vukovich	1979	PHI	220
	Rocky Colavito	1953	260	Jim Murphy	2013	PHI	235	John Hughes	1978	PHI	204
9.	Chris Roberson	2005	257	Darin Ruf	2012	PHI	303	Jose Moreno	1977	PHI	193
10.	Ron Allen	1969	255	Matt Rizzotti	2011	PHI	255	Gary Begnaud	1976	PHI	213
	Matt Rizzotti	2011	255	Tagg Bozied	2010	PHI	224	Richard Bosetti	1975	PHI	167
12.	Jeff Inglin	2003	254	Neil Sellers	2009	PHI	252	Freddie Andrews	1974	PHI	219
	David Doster	1995	254	Jeremy Slayden	2008	PHI	232	Jerry Martin	1973	PHI	222
13.	Neil Sellers	2009	252	Mike Costanzo	2007	PHI	249	Thomas Silicato	1972	PHI	181
				Greg Jacobs		PHI	249	Andre Thornton	1971	PHI	196
				Joey Hammond	2006	PHI	170	Greg Luzinski	1970	PHI	287*
				Chris Roberson	2005	PHI	257	Ron Allen	1969	PHI	255
				Ryan Howard	2004	PHI	242	Ron Allen	1968	PHI	117
				Jeff Inglin	2003	PHI	254	Howie Bedell	1967	PHI	192
				Travis Chapman	2002	PHI	226	No Baseball	1966	---	---
				Marlon Byrd	2001	PHI	283	Johnny Parker	1965	IND	153
				Eric Valent	2000	PHI	219	Michael Andrews	1964	SOX	192
				Pat Burrell	1999	PHI	263	Robert Stotsky	1963	SOX	221
				Steve Carver	1998	PHI	199	No Baseball	1962	---	---
				Dan Held	1997	PHI	260	Keith Williams	1961	IND	241
				Dan Held	1996	PHI	226	William Williams	1960	IND	238
				David Doster	1995	PHI	254*	David Mann	1959	IND	239
				Jon Zuber	1994	PHI	212	David Mann	1958	IND	214
				Gene Schall	1993	PHI	158	David Mann	1957	IND	236
				Sam Taylor	1992	PHI	144	Mitch June	1956	IND	201
				Casey Waller	1991	PHI	168	Jack Waters	1955	IND	214
				Gary Alexander	1990	PHI	195	Philip Qualben	1954	IND	182
				Frank Bellino	1989	PHI	188	Rocky Colavito	1953	IND	260
								Michael Lutz	1952	IND	228

BASES ON BALLS				Team leader year-by-year				*League leader #Tied for league lead			
<i>Players with 100+ bases on balls</i>				Carson Taylor	2024	PHI	67	Kenny Jackson	1986	PHI	86
				Oliver Dunn	2023	PHI	82*	Kenny Jackson	1985	PHI	69
				Vito Friscia	2022	PHI	56	Gibson Seibert	1984	PHI	70
1.	Robert Beall	1972	132	Josh Ockimey		PHI	56	Darren Daulton	1983	PHI	106
2.	Anderson Machado	2003	108	Josh Stephen	2021	PHI	42	Steve Jeltz	1982	PHI	65
3.	Darren Daulton	1983	106	Darick Hall	2019	PHI	60	Joseph Bruno	1981	PHI	75
4.	Rodney Graber	1954	101	Cornelius Randolph	2018	PHI	48	Ozzie Virgil	1980	PHI	100
5.	Ozzie Virgil	1980	100	Kyle Martin	2017	PHI	50	John Vukovich	1979	PHI	65
				Rhys Hoskins	2016	PHI	71	Jose Moreno	1978	PHI	55
				Brock Stassi	2015	PHI	77	Gary Begnaud	1977	PHI	68
				Carlos Alonso	2014	PHI	60	Gary Begnaud	1976	PHI	64
				Jim Murphy	2013	PHI	59	John Bastable	1975	PHI	57
				Darin Ruf	2012	PHI	65	Russell Klobas	1975	PHI	57
				Matt Rizzotti	2011	PHI	79	Dane Iorg	1975	PHI	57
				Tuffy Gosewisch	2010	PHI	49	Mark Crane	1974	PHI	66
				Quintin Berry	2009	PHI	63	James Ziegler	1973	PHI	92
				Lou Marson	2008	PHI	68	Robert Beall	1972	PHI	132*
				Mike Costanzo	2007	PHI	75	Ray Starnes	1971	PHI	78
				Joey Hammond	2006	PHI	57	Greg Luzinski	1970	PHI	85
				Michael Bourn	2005	PHI	63	John Jagutis	1969	PHI	52
				Kevin Barker	2004	PHI	53	Joe Christopher	1968	PHI	62
				Anderson Machado	2003	PHI	108*^	James Campbell	1967	PHI	57
				Nate Espy	2002	PHI	73	No Baseball	1966	---	---
				Mickey Lopez	2001	PHI	63	Johnny Parker	1965	IND	80
				Eric Valent	2000	PHI	70	William Milinis	1964	SOX	85
				Pat Burrell	1999	PHI	79	Rico Petrocelli	1963	SOX	62
				Steve Carver	1998	PHI	64	No Baseball	1962	---	---
				Aaron Royster	1997	PHI	53	Joseph Teague	1961	IND	86
				Bobby Estalella	1996	PHI	67	Larry Brown	1960	IND	63
				Rob Grable	1995	PHI	67	David Mann	1959	IND	61
				Jon Zuber	1994	PHI	71	Cooter Jones	1958	IND	64
				Keith Kimberlin	1993	PHI	57	Cooter Jones	1957	IND	99
				Sean Ryan	1992	PHI	38	Cooter Jones	1956	IND	87
				Bruce Dostal	1991	PHI	58	Roger Maris	1955	IND	77
				Gary Alexander	1990	PHI	74	Rodney Graber	1954	IND	101
				Gerald Holtz	1989	PHI	75	James Cleverly	1953	IND	81
				Steve DeAngelis	1988	PHI	63	Michael Lutz	1952	IND	68
				Tommy Barrett	1987	PHI	95*				

^ Led all Minor Leaguers

SEASON-BY-SEASON LEADERS

STOLEN BASES

Team leader year-by-year

*League leader #Tied for league lead

Players with 50+ stolen bases

1.	Jeff Stone	1983	90
2.	Bob Dernier	1980	71
3.	David Mann	1958	66
4.	David Mann	1959	65
5.	Jay Loviglio	1979	55
6.	David Mann	1957	53
7.	Jose Leiva	1987	50

Gabriel Rincones Jr.	2024	PHI	20	Vince Holyfield	1989	PHI	21
Johan Rojas	2023	PHI	30	Jose Leiva	1988	PHI	28
Johan Rojas	2022	PHI	29	Jose Leiva	1987	PHI	50
Arquimedes Gamboa	2021	PHI	6	Kevin Ward	1986	PHI	28
Matt Kroon	2021	PHI	6	Keith Miller	1985	PHI	20
Bryson Stott	2021	PHI	6	Chris James	1984	PHI	19
Luke Williams	2019	PHI	30	Gib Seibert		PHI	19
Malquin Canelo	2018	PHI	24	Jeff Stone	1983	PHI	90
Zach Coppola	2017	PHI	29	Keith Washington	1982	PHI	35
Roman Quinn	2016	PHI	31	Al Sanchez	1981	PHI	34
Roman Quinn	2015	PHI	29	Bob Dernier	1980	PHI	71*
Albert Cartwright	2014	PHI	28	Jay Loviglio	1979	PHI	55*
Albert Cartwright	2013	PHI	26	Jose Moreno	1978	PHI	16
Cesar Hernandez	2012	PHI	16	Jose Moreno	1977	PHI	32
Derrick Mitchell	2011	PHI	20	Daniel Fitzgerald	1976	PHI	25
Michael Spidale		PHI	20	Richard Bosetti	1975	PHI	47
Michael Spidale	2010	PHI	31	Jack Bastable	1974	PHI	14
Quintin Berry	2009	PHI	48	Nelson Garcia	1973	PHI	16
Greg Golson	2008	PHI	23	Nelson Garcia	1972	PHI	33
Javon Moran	2007	PHI	24	Ray Starnes	1971	PHI	33*
Michael Bourn	2006	PHI	30	Ray Starnes	1970	PHI	25
Michael Bourn	2005	PHI	38	Steven Kolluski	1969	PHI	28
Ryan Fleming	2004	PHI	17	Larry Bowa	1968	PHI	14
Anderson Machado	2003	PHI	49*	James Perkins	1967	PHI	29
Anderson Machado	2002	PHI	40	No Baseball	1966	---	--
Marlon Byrd	2001	PHI	32	Johnny Parker	1965	IND	14
Nick Punto	2000	PHI	33	James Gosger	1964	SOX	22
Reggie Taylor	1999	PHI	38	Robert Stotsky	1963	SOX	26
Reggie Taylor	1998	PHI	22	No Baseball	1962	---	--
Marlon Anderson	1997	PHI	27	Jose Villar	1961	IND	11
Essex Burton	1996	PHI	40	Michael White	1960	IND	12
Steve Solomon	1995	PHI	17	David Mann	1959	IND	65*
Rick Holifield	1994	PHI	21	David Mann	1958	IND	66*
Jeff Jackson	1993	PHI	20	David Mann	1957	IND	53*
Kevin Stocker	1992	PHI	17	David Mann	1956	IND	34*
Bruce Dostal	1991	PHI	38	Lawrence Raines	1955	IND	24
Kim Batiste	1990	PHI	28	Roger Maris		IND	24
				Jack Waters	1954	IND	14
				James Cleverly		IND	14
				James Cleverly	1953	IND	39
				Joseph Fuller	1952	IND	5

CAUGHT STEALING

Team leader year-by-year

*League leader #Tied for league lead

Players caught stealing 16+ times

1.	Joseph Bruno	1981	20
	Dana Brown	1991	20
	Reggie Taylor	1999	20
4.	Keith Washington	1982	19
5.	Tommy Barrett	1987	17
6.	Bob Dernier	1980	16
	Russell Hamric	1981	16
	Bruce Dostal	1991	16

Robert Moore	2024	PHI	11	Rick Parker	1989	PHI	13
Johan Rojas	2023	PHI	8	Greg Edge	1988	PHI	12
Wendell Rijo	2022	PHI	7	Tommy Barrett	1987	PHI	17
Kevin Vicuna		PHI	7	Kenny Jackson	1986	PHI	15
Matt Kroon	2021	PHI	4	Jim Olander		PHI	15
Luke Williams	2019	PHI	9	Greg Jelks	1985	PHI	12
Zach Coppola	2018	PHI	8	Stephen Moses	1984	PHI	13
Zach Coppola	2017	PHI	9	Jeff Stone	1983	PHI	13
Roman Quinn	2016	PHI	8	Keith Washington	1982	PHI	19
Roman Quinn	2015	PHI	10	Joe Bruno	1981	PHI	20
Albert Cartwright	2014	PHI	9	Bob Dernier	1980	PHI	16
Albert Cartwright	2013	PHI	9	Peter Dempsey	1979	PHI	15
Anthony Hewitt		PHI	9	Jose Moreno	1978	PHI	9
Cesar Hernandez	2012	PHI	12	Phil Convertino	1977	PHI	8
Freddy Galvis	2011	PHI	11	Daniel Fitzgerald	1976	PHI	10
Michael Spidale	2010	PHI	11	Richard Bosetti	1975	PHI	15
Quintin Berry	2009	PHI	14	John Bastable	1974	PHI	7
Jeremy Slayden	2008	PHI	6	Russell Klobas	1973	PHI	6
Javon Moran	2007	PHI	12	Nelson Garcia		PHI	6
Peter Bergeron	2006	PHI	11	Ray Starnes	1972	PHI	9
Chris Roberson	2005	PHI	14	Andre Thornton	1971	PHI	8#
Miguel Quintana	2004	PHI	6	Mike Rogodzinski	1970	PHI	7
Anderson Machado	2003	PHI	15	Robert Kelly	1969	PHI	9
Anderson Machado	2002	PHI	11	Howard Bedell	1968	PHI	9
Jorge Padilla		PHI	11	Howard Bedell	1967	PHI	6
Brian Harris	2001	PHI	9	No Baseball	1966	---	--
Nick Punto	2000	PHI	10	Johnny Parker	1965	IND	13*
Reggie Taylor	1999	PHI	20	James Gosger	1964	SOX	4
Reggie Taylor	1998	PHI	10	Joseph Foy		SOX	4
Marlon Anderson	1997	PHI	15	Robert Stosky	1963	SOX	13#
Essex Burton	1996	PHI	12				
Rob Grable	1995	PHI	11				
Kevin Sefcik		PHI	11				
David Tokheim	1994	PHI	10				
Jeff Jackson	1993	PHI	8				
Sam Taylor	1992	PHI	6				
Dana Brown	1991	PHI	20				
Kim Batiste	1990	PHI	14				

(1952 - 1962 not available)

SEASON-BY-SEASON LEADERS

STRIKEOUTS				Team leader year-by-year			*League leader #Tied for league lead				
<i>Players with 130 + strikeouts</i>				Marcus Lee Sang	2024	PHI	108	Rick Lundblade	1987	PHI	71
				Carlos De La Cruz	2023	PHI	160*	Jim Olander	1986	PHI	84
				Jhailyn Ortiz	2022	PHI	165	Kenny Jackson	1985	PHI	83
1.	Dylan Cozens	2016	186	Madison Stokes	2021	PHI	104	Gib Siebert	1984	PHI	77
2.	Jhailyn Ortiz	2022	165	Darick Hall	2019	PHI	134	Randy Salava	1983	PHI	104
3.	Carlos De La Cruz	2023	160	Jan Hernandez	2018	PHI	120	Paul Fryer	1982	PHI	137
4.	Mike Costanzo	2007	157	Kyle Martin	2017	PHI	134	Al Sanchez	1981	PHI	132
5.	Greg Luzinski	1970	148	Dylan Cozens	2016	PHI	186#	Ozzie Virgil	1980	PHI	81
6.	Dan Held	1996	141	Art Charles	2015	PHI	100	Nick Popovich	1979	PHI	86
7.	Brad Harman	2008	138	Albert Cartwright	2014	PHI	111	Ken Berger	1978	PHI	85
8.	Paul Fryer	1982	137	Anthony Hewitt	2013	PHI	134	John Guarnaccia	1977	PHI	104
9.	Dan Fitzgerald	1976	134	Jiwan James	2012	PHI	115	Daniel Fitzgerald	1976	PHI	134*
	Anthony Hewitt	2013	134	Matt Rizzotti	2011	PHI	125	Daniel Fitzgerald	1975	PHI	105
	Kyle Martin	2017	134	Kevin Mahar	2010	PHI	90	Billy Anderson	1974	PHI	76
	Darick Hall	2019	134	Brad Harman	2009	PHI	119	Jerry Martin	1973	PHI	108
				Brad Harman	2008	PHI	138	George Hodge	1972	PHI	66
				Mike Costanzo	2007	PHI	157*	Mike Rogodzinski	1971	PHI	103
				Tim Moss	2006	PHI	82	Greg Luzinski	1970	PHI	148*
				Michael Bourn	2005	PHI	123	Ron Allen	1969	PHI	70
				Ryan Howard	2004	PHI	129	Ron Allen	1968	PHI	87
				Anderson Machado	2003	PHI	120	Joe Cherry	1967	PHI	80
				Anderson Machado	2002	PHI	118	No Baseball	1966	---	--
				Bobby Van Iten	2001	PHI	120	Paul Dicken	1965	IND	123
				Eric Valent	2000	PHI	89	James Gosger	1964	SOX	80
				Pat Burrell	1999	PHI	103	Roberto Guindon	1963	SOX	133*
				Aaron Royster	1998	PHI	117	No Baseball	1962	---	--
				Dan Held	1997	PHI	115	Jose Villar	1961	IND	107
				Dan Held	1996	PHI	141	Hal Jones	1960	IND	93
				Fred McNair	1995	PHI	86	Louis Holdener	1959	IND	74
				Chad McConnell	1994	PHI	86	David Mann	1958	IND	96
				Jeff Jackson	1993	PHI	117	David Mann	1957	IND	105
				Ron Lockett	1992	PHI	91	Mitch June	1956	IND	88
				Rod Robertson	1991	PHI	74	Joe Camacho	1955	IND	61
				Gary Alexander	1990	PHI	99	Rod Graber	1954	IND	72
				Joe Citari	1989	PHI	74	Rocky Colavito	1953	IND	57
				Vince Holyfield	1988	PHI	81	Michael Lutz	1952	IND	61

HIT BY PITCH			Team leader year-by-year			*League leader #Tied for league lead				
<i>Players hit by pitch 15+ times</i>			O. Kemp/C. Ricketts	2024	PHI	13	Todd Soares	1985	PHI	8
			C. De La Cruz/M. McDowell	2023	PHI	14#	Kenny Jackson	1984	PHI	7
			Jhailyn Ortiz	2022	PHI	12	Jeff Stone	1983	PHI	9
			McCarthy Tatum	2021	PHI	7	Randy Salava	1982	PHI	5
			Darick Hall	2019	PHI	17*	Tom Lombarski	1981	PHI	7
1. Dan Held	1996	22	Darick Hall	2018	PHI	14	Ozzie Virgil	1980	PHI	6
2. Chad McConnell	1996	19	Kyle Martin	2017	PHI	10	Peter Dempsey	1979	PHI	16*
			Carlos Tocci		PHI	10	Luis Aguayo	1978	PHI	9
			Rhys Hoskins	2016	PHI	11	Todd Cruz	1977	PHI	4
			Kelly Dugan	2015	PHI	9	Daniel Fitzgerald	1976	PHI	7
4. Darin Ruf	2012	18	Carlos Alonso	2014	PHI	11	Terrence Jones	1975	PHI	8
			Jake Fox		PHI	11	Mark Crane	1974	PHI	5
			Albert Cartwright	2013	PHI	16	Freddie Andrews	1973	PHI	6
			Darin Ruf	2012	PHI	18	Lloyd Hutchinson	1972	PHI	6
			Michael Spidale	2011	PHI	12	Andre Thornton	1971	PHI	7
7. Darick Hall	2019	17	Cody Overbeck	2010	PHI	8	Greg Luzinski	1970	PHI	12*
			Neil Sellers	2009	PHI	12	Ron Allen	1969	PHI	8
8. Pete Dempsey	1979	16	Jeremy Slayden	2008	PHI	10	Joseph Christopher	1968	PHI	4
			Merchan, Jesus	2007	PHI	14	Leroy Reams	1967	PHI	8
			Carlos Leon	2006	PHI	12	No Baseball	1966	---	--
			Chris Roberson	2005	PHI	9	Paul Dicken	1965	IND	4
10. Gary Burnham	1999	15	Jim Deschaine	2005	PHI	9	Michael Ryan	1964	SOX	4
			Danny Gonzalez	2004	PHI	10	Rico Petrocelli	1963	SOX	7
			Ryan Howard		PHI	10	No Baseball	1962	---	--
			Jeff Inglin	2003	PHI	10	James Lawrence	1961	IND	5
			Travis Chapman	2002	PHI	19*	Larry Brown	1960	IND	10
			Gary Burnham	2001	PHI	11	Louis Holdener	1959	IND	10
			Marlon Byrd		PHI	11	Stanley Turner	1958	IND	8
			Rusty McNamara	2000	PHI	18	Cooter Jones	1957	IND	10*
			Gary Burnham	1999	PHI	15	Mitch June	1956	IND	4
			Larry Huff	1998	PHI	5	Cooter Jones		IND	4
			Dan Held	1997	PHI	18*	Roger Maris	1955	IND	4
			Dan Held	1996	PHI	22*	Richard Brown		IND	4
			Kevin Sefcik	1995	PHI	12	Phillip Qualben	1954	IND	8
			David Fisher	1994	PHI	7	Rodney Graber	1953	IND	9
			Gene Schall	1993	PHI	10	Joseph Rowell	1952	IND	5
			Mike Lieberthal	1992	PHI	10				
			Joe Millette	1991	PHI	7				
			Casey Waller	1990	PHI	10				
			Joe Citari	1989	PHI	7				
			Shane Turner	1988	PHI	7				
			Steve DeAngelis	1987	PHI	12				
			Kenny Jackson	1986	PHI	7				

SEASON-BY-SEASON LEADERS

SACRIFICE BUNTS				Team leader year-by-year				*League leader #Tied for league lead			
<i>Players with 12+ sac. bunts</i>				Robert Moore	2024	PHI	5	Shane Turner	1988	PHI	6
				Madison Stokes	2023	PHI	3	Tommy Barrett	1987	PHI	12
				Jonathan Guzman	2022	PHI	8	Ramon Henderson	1986	PHI	4
1.	Anderson Machado	2002	18	Daniel Brito	2021	PHI	2	Jim Olson	1985	PHI	5
2.	Essex Burton	1996	16	Jack Conley	2021	PHI	2	Steve Moses	1984	PHI	6
3.	Rod Graber	1954	14	Hans Crouse	2021	PHI	2	Keith Washington	1983	PHI	9
	Billy Harrell	1953	14	Arquimedes Gamboa	2019	PHI	4	Keith Washington	1982	PHI	11
5.	Jimmy Rollins	1999	12	Zach Coppola	2018	PHI	4	Rusty Hamric	1981	PHI	9
	Tommy Barrett	1987	12	Zach Coppola	2017	PHI	5	Ryne Sandberg	1980	PHI	10
	Ray Starnes	1971	12	Aaron Brown	2016	PHI	6	Jay Loviglio	1979	PHI	11
				Roman Quinn	2015	PHI	7	Phil Convertino	1978	PHI	10
				Albert Cartwright	2014	PHI	7	Jose Moreno	1977	PHI	7
				Edgar Duran	2013	PHI	9	Keith Moreland	1976	PHI	4
				Cesar Hernandez	2012	PHI	10	Terry Jones	1975	PHI	9
				Freddy Galvis	2011	PHI	7	Roy Thomas	1974	PHI	4
				Quintin Berry	2010	PHI	9	Rich Giallella		PHI	4
				Quintin Berry	2009	PHI	10	Tom Underwood		PHI	4
				Ozzie Chavez		PHI	10	Mark Crane	1973	PHI	7
				Carlos Leon		PHI	10	Thomas Silicato	1972	PHI	9
				Luke Appert	2008	PHI	4	Craig Scramuzzo		PHI	9
				Greg Golson		PHI	4	Ray Starnes	1971	PHI	12
				Javon Moran		PHI	4	Craig Robinson	1970	PHI	10
				Jesus Merchan	2007	PHI	5	Patrick Locanto	1969	PHI	11
				Carlos Leon	2006	PHI	8	Larry Bowa	1968	PHI	11
				Ryan Fleming	2005	PHI	6	Alberto Raffo	1967	PHI	11
				Danny Gonzalez	2004	PHI	9	No Baseball	1966	---	--
				Anderson Machado	2003	PHI	8	Johnny Parker	1965	IND	5
				Anderson Machado	2002	PHI	18	John Harmon	1964	SOX	7
				Uriel Casillas	2001	PHI	7	Thomas Williams	1963	SOX	8
				Brian Harris		PHI	7	No Baseball	1962	---	--
				Nick Punto	2000	PHI	11	Joseph Teague	1961	IND	7
				Jimmy Rollins	1999	PHI	12	Robert Ledford	1960	IND	8
				Matt Guiliano	1998	PHI	6	Mike de la Hoz	1959	IND	10
				Marlon Anderson	1997	PHI	9	Carl Mathias	1958	IND	7
				Essex Burton	1996	PHI	16	Charles Kolakowski	1957	IND	5
				David Doster	1995	PHI	8	James Peete		IND	5
				David Fisher	1994	PHI	8	Clell Hobson	1956	IND	9
				Keith Kimberlin	1993	PHI	11	Joe Camacho	1955	IND	8
				R.A. Neitzel	1992	PHI	6	Rod Graber	1954	IND	14
				Joe Millette	1991	PHI	10	Billy Harrell	1953	IND	14#
				Steve Kirkpatrick	1990	PHI	10	Milt Stockhausen	1952	IND	14#
				Marty Foley	1989	PHI	5				
				Steve Scarsone		PHI	5				

SACRIFICE FLIES				Team leader year-by-year				*League leader #Tied for league lead			
<i>Players with 10+ sac. flies</i>				C. Taylor/E. Wilson	2024	PHI	6#	Mike Lieberthal		PHI	4
				Matthew Kroon	2023	PHI	8#	Sean Ryan	1991	PHI	5
				Ali Castillo	2022	PHI	5	Cary Williams		PHI	5
1.	George Vukovich	1979	14	Josh Stephen	2021	PHI	6	Jeff Grotewald	1990	PHI	4
2.	Darin Ruf	2012	11	Luke Williams	2019	PHI	5	Gerry Holtz	1989	PHI	4
3.	Brock Stassi	2015	10	Deivy Grullon	2018	PHI	6	Steve Scarsone		PHI	4
	Darren Daulton	1983	10	Damek Tomscha		PHI		Jim Vatcher		PHI	4
	Jose Castro	1980	10	Scott Kingery	2017	PHI	4	Steve DeAngelis	1988	PHI	9
	John Hughes	1978	10	Kyle Martin		PHI	4	Ricky Jordan	1987	PHI	9*
				Rhys Hoskins	2016	PHI	9	Kevin Ward	1986	PHI	7
				Brock Stassi*	2015	PHI	10	Todd Soares	1985	PHI	9
				Aaron Altherr	2014	PHI	5	Al LeBeauf	1984	PHI	7
				Jim Murphy	2013	PHI	9	Darren Daulton	1983	PHI	10#
				Darin Ruf	2012	PHI	11	Paul Fryer	1982	PHI	8#
				Derrick Mitchell	2011	PHI	7	Rusty Hamric	1981	PHI	8
				Freddy Galvis	2010	PHI	4	Jose Castro	1980	PHI	10
				Domonic Brown	2010	PHI	4	George Vukovich	1979	PHI	14*
				Neil Sellers	2009	PHI	7	John Hughes	1978	PHI	10#
				Brian Stavisky		PHI	7	Todd Cruz	1977	PHI	8
				Greg Golson	2008	PHI	5	John Poff	1976	PHI	6
				Neil Sellers		PHI	5	Terry Jones	1975	PHI	10#
				Mike Spidale		PHI	5	Rich Giallella	1974	PHI	6
				Mike Costanzo	2007	PHI	5	Bill Nahorodny		PHI	6
				Joey Hammond	2006	PHI	5	Jerry Martin	1973	PHI	9#
				Jason Jaramillo		PHI	5	Blas Santana	1972	PHI	6
				Randy Ruiz	2005	PHI	5	Mike Rogodzinski	1971	PHI	4
				Jim Deschaine	2004	PHI	7	Andre Thornton		PHI	4
				Aaron McNeal	2003	PHI	9	Ronald Cox	1970	PHI	7
				Travis Chapman	2002	PHI	8	Henry McGraw	1969	PHI	6
				Jorge Padilla		PHI	8	Victor Torres	1968	PHI	8*
				Gary Burnham	2001	PHI	9	Leroy Reams	1967	PHI	8#
				Jason Michaels	2000	PHI	7	No Baseball	1966	---	--
				Larry Huff	1999	PHI	8	Walt Dolorzykowski	1965	IND	6
				Steve Carver	1998	PHI	4	Mike Ryan	1964	SOX	8
				Jason Knupfer		PHI	4	Robert Stotsky	1963	SOX	9*
				Chris Tremie	1997	PHI	5	No Baseball	1962	---	--
				Dan Held	1996	PHI	6	Jose Villar	1961	IND	6
				Rob Grable	1995	PHI	5	William Williams	1960	IND	7
				Tommy Eason		PHI	5	Mike de la Hoz	1959	IND	7
				Jon Zuber	1994	PHI	5	Cooter Jones	1958	IND	9*
				Mike Gomez		PHI	5	Cooter Jones	1957	IND	6
				Casey Waller	1993	PHI	4	Robert Jarvis	1956	IND	5
				Sam Taylor		PHI	4	Cooter Jones		IND	5
				Casey Waller	1992	PHI	4	Roger Maris	1955	IND	4
				Sam Taylor		PHI	4	Phil Qualben	1954	IND	8*
				R.A. Neitzel		PHI	4				

SEASON-BY-SEASON LEADERS

WINS			Team leader year-by-year				*League leader #Tied for league lead			
<i>Pitchers with 15 wins</i>			Robinson Pina	2024	PHI	12	Rich Gaynor	1985	PHI	9
1. Don Minnick	1955	20	David Parkinson	2023	PHI	9	Rocky Childress	1984	PHI	7
2. Mark Davis	1980	19	Mike Adams	2022	PHI	7	Rick Surhoff		PHI	7
3. William Meyer	1954	18	Austin Ross	2021	PHI	7	Jay Davisson	1983	PHI	15#
4. Five tied		16	David Parkinson	2019	PHI	10	Kyle Malone	1982	PHI	12
5. Six tied		15	Harold Arauz	2018	PHI	9	Don Carmen	1981	PHI	12
			Tyler Viza	2017	PHI	10	Mark Davis	1980	PHI	19*
			Nick Pivetta	2016	PHI	11	Scott Munninghoff	1979	PHI	14#
			Zach Eflin	2015	PHI	8	Derek Bothelo	1978	PHI	15
			Ben Lively		PHI	8	Peter Manos	1977	PHI	10
			Hoby Milner	2014	PHI	10	Mark Klein		PHI	10
			Seth Rosin	2013	PHI	9	Jim Wright	1976	PHI	13
			Trevor May	2012	PHI	10	Randy Lerch	1975	PHI	16*
			Austin Hyatt	2011	PHI	12*	Tom Underwood	1974	PHI	14
			Drew Naylor	2010	PHI	12	Erskine Thomason	1973	PHI	12#
			Joe Savery	2009	PHI	12	David Downs	1972	PHI	15
			Fabio Castro	2008	PHI	8	Bob Terlecki	1971	PHI	12
			Matt Maloney	2007	PHI	9	Bob Terlecki	1970	PHI	14#
			Zack Segovia	2006	PHI	11	Ken Reynolds	1969	PHI	16#
			Allen Davis	2005	PHI	13*	Jack Nutter		PHI	16#
			Eude Brito	2004	PHI	8	Gene Rounsaville	1968	PHI	14#
			Robinson Tejeda		PHI	8	Albert Raffo	1967	PHI	12
			Seung-Hak Lee	2003	PHI	11	No Baseball	1966	---	--
			Ryan Madson	2002	PHI	16*	Robert Wolfe	1965	IND	14
			Carlos Silva	2001	PHI	15#	Douglas Gentry	1964	SOX	12
			Brandon Duckworth	2000	PHI	13	William MacLoud		SOX	12
			Robert Dodd	1999	PHI	10	Michael Sinks		SOX	12
			Evan Thomas	1998	PHI	8	William Prout		SOX	12
			Kris Stevens		PHI	8	Frank Kasheta	1963	SOX	8
			Jason Boyd	1997	PHI	10	No Baseball	1962	---	--
			Matt Beech	1996	PHI	11	Jim Olson	1961	IND	11
			Mike Grace	1995	PHI	13	Julius Grant	1960	IND	13
			Larry Mitchell	1994	PHI	10	Julio Guerra	1959	IND	14
			Darrell Goedhart	1993	PHI	9	Jim Perry	1958	IND	16
			Paul Fletcher	1992	PHI	9	David Wegeruk	1957	IND	14
			Andy Carter	1991	PHI	11	Lawrence Locke	1956	IND	18*
			Andy Ashby	1990	PHI	10	Don Minnick	1955	IND	20*
			Jason Grimsley	1989	PHI	10	Henry Aguirre	1954	IND	14
			Chuck Malone	1988	PHI	12	William Meyer	1953	IND	18
			Bob Scanlan	1987	PHI	15*	William Meyer	1952	IND	13
			Marvin Freeman	1986	PHI	15	Roberto Vargas		IND	13

ERA			Team leader year-by-year				*League leader #Tied for league lead			
<i>Pitchers with a sub 2.25 ERA</i>			Konnor Ash	2024	PHI	3.53	Mike Shelton	1987	PHI	3.85
1. Gene Rounsaville	1968	1.76	David Parkinson	2023	PHI	3.56	Mike Shelton	1986	PHI	3.30
2. Brooks Lawrence	1952	1.83	No Qualifiers	2022			Rich Gaynor	1985	PHI	2.57
3. Douglas Gentry	1964	1.96	No Qualifiers	2021			Mike Maddux	1984	PHI	5.04
Victor Lapiner	1956	1.96	David Parkinson	2019	PHI	4.08	Rich Gaynor	1983	PHI	2.48
5. Bob Walk	1979	2.24	Harold Arauz	2018	PHI	4.59	Jay Baller	1982	PHI	2.68*
			Drew Anderson	2017	PHI	3.59	Darren Burroughs	1981	PHI	3.38
			Nick Pivetta	2016	PHI	3.41	Mark Davis	1980	PHI	2.47*
			Zach Eflin	2015	PHI	3.69	Bob Walk	1979	PHI	2.24*
			Hoby Milner	2014	PHI	4.21	Derrek Botelho	1978	PHI	3.54
			Jesse Biddle	2013	PHI	3.64	Jesus Hernaiz	1977	PHI	3.23
			Jonathan Pettibone	2012	PHI	3.30	Jim Wright	1976	PHI	2.39
			Austin Hyatt	2011	PHI	3.85	Manny Seoane	1975	PHI	2.46
			Yohan Flande	2010	PHI	4.38	Thomas Underwood	1974	PHI	2.51
			Michael Stutes	2009	PHI	4.26	Erskine Thomason	1973	PHI	3.20
			Carlos Carrasco	2008	PHI	4.32	David Downs	1972	PHI	2.41
			Matt Maloney	2007	PHI	3.94	Bob Terlecki	1971	PHI	2.30
			Allen Davis	2006	PHI	3.95	Patrick Bayless	1970	PHI	4.02
			Allen Davis	2005	PHI	3.64	Chris Heintz	1969	PHI	2.95
			Gavin Floyd	2004	PHI	2.57*	Gene Rounsaville	1968	PHI	1.76
			Taylor Buchholz	2003	PHI	3.55	Abert Raffo	1967	PHI	2.22
			Ryan Madson	2002	PHI	3.20	No Baseball	1966	---	----
			Brett Myers	2001	PHI	3.87	Thomas Lee	1965	IND	2.87
			Brandon Duckworth	2000	PHI	3.16	Doug Gentry	1964	SOX	1.96
			Evan Thomas	1999	PHI	3.25	Edward Connolly	1963	SOX	3.78
			Anthony Shumaker	1998	PHI	3.35	No Baseball	1962	---	----
			Rich Hunter	1997	PHI	4.69	William Fazekas	1961	IND	3.55
			Matt Beech	1996	PHI	3.17	Julius Grant	1960	IND	3.36
			Mike Grace	1995	PHI	3.54	Julio Guerra	1959	IND	3.27
			Dennis Springer	1994	PHI	3.40	Paul Robinson	1958	IND	2.77
			Craig Holman	1993	PHI	4.14	David Wegeruk	1957	IND	2.56
			Paul Fletcher	1992	PHI	2.83	Victor Lapiner	1956	IND	1.96*
			Paul Fletcher	1991	PHI	3.51	Don Minnick	1955	IND	2.78
			Gary Wilson	1990	PHI	2.44	Henry Aguirre	1954	IND	2.69
			Jason Grimsley	1989	PHI	2.98	William Meyer	1953	IND	2.84
			Chuck Malone	1988	PHI	3.91	Brooks Lawrence	1952	IND	1.83*

Qualifying mark: The league qualifying mark is used to determine the team leader in ERA. That mark is .8 innings pitched per team game.

SEASON-BY-SEASON LEADERS

INNINGS PITCHED			Team leader year-by-year				*League leader #Tied for league lead			
<i>Pitchers with 200+ innings</i>			Robinson Pina	2024	PHI	100.1	Bob Scanlan	1987	PHI	164.0
			David Parkinson	2023	PHI	126.1	Marvin Freeman	1986	PHI	163.0
			Noah Skirrow	2022	PHI	98.2	Jim Olson	1985	PHI	143.2
1. Lawrence Locke	1956	226	Francisco Morales	2021	PHI	83.0	Mike Maddux	1984	PHI	116.0
2. Julius Grant	1960	225	David Parkinson	2019	PHI	119.0	Ed Wojna	1983	PHI	161.2
3. Don Minnick	1955	223	Harold Arauz	2018	PHI	131.1	Kyle Money	1982	PHI	166.1
4. Julio Guerra	1959	220	Tyler Viza	2017	PHI	139.2	Don Carmen	1981	PHI	176.0
5. William Meyer	1953	215	Ricardo Pinto	2016	PHI	156.0	Mark Davis	1980	PHI	193.0*
6. Jim Perry	1958	200	Ben Lively	2015	PHI	143.2	Scott Munninghoff	1979	PHI	188.0
			Severino Gonzalez	2014	PHI	158.2	Derek Botelho	1978	PHI	178.0
			Jesse Biddle	2013	PHI	138.1	Kevin Saucier	1977	PHI	158.0
			Trevor May	2012	PHI	149.2	Warren Brusstar	1976	PHI	199.0
			Austin Hyatt	2011	PHI	154.1	Randy Lerch	1975	PHI	177.0
			Drew Naylor	2010	PHI	167.0	Roy Thomas	1974	PHI	191.0#
			Vance Worley	2009	PHI	153.1	Erskine Thomason	1973	PHI	183.0
			Carlos Carrasco	2008	PHI	114.2	David Downs	1972	PHI	183.0*
			Matt Maloney	2007	PHI	125.2	Bob Terlecki	1971	PHI	188.0
			Gio Gonzalez	2006	PHI	154.2	Bob Terlecki	1970	PHI	160.0
			Allen Davis	2005	PHI	183.0*	Jack Nutter	1969	PHI	194.0*
			Robinson Tejeda	2004	PHI	150.1	Patrick Bayless	1968	PHI	179.0
			Seung-Hak Lee	2003	PHI	147.0	Jeffrey Harrell	1967	PHI	147.0
			Greg Kubes	2002	PHI	174.1	No Baseball	1966	---	----
			Carlos Silva	2001	PHI	180.0	Harold Kurtz	1965	IND	150.0
			Brandon Duckworth	2000	PHI	165.0	Douglas Gentry	1964	SOX	188.0
			Evan Thomas	1999	PHI	127.1	Edward Connolly	1963	SOX	169.0
			Anthony Shumaker	1998	PHI	166.2	No Baseball	1962	---	----
			Tony Costa	1997	PHI	165.0	Jose Lopez	1961	IND	194.0
			Carlton Loewer	1996	PHI	171.0	Julius Grant	1960	IND	225.0*
			Mike Grace	1995	PHI	147.1	Julio Guerra	1959	IND	220.0
			Larry Mitchell	1994	PHI	165.1	Jim Perry	1958	IND	200.0
			Darrell Goedhart	1993	PHI	152.1	David Wegeruk	1957	IND	193.0
			Paul Fletcher	1992	PHI	127.0	Lawrence Locke	1956	IND	226.0*
			Paul Fletcher	1991	PHI	120.2	Don Minnick	1955	IND	223.0*
			Gary Wilson	1990	PHI	151.0	Dolan Nichols	1954	IND	197.0
			Jason Grimsley	1989	PHI	172.0	Bill Meyer	1953	IND	215.0
			Chuck McElroy	1988	PHI	160.0	Howard Rodemoyer	1952	IND	191.0

STRIKEOUTS (PITCHER)			Team leader year-by-year				*League leader #Tied for league lead			
<i>Pitchers with 170+ strikeouts</i>			Robinson Pina	2024	PHI	107	Bob Scanlan	1987	PHI	91
			David Parkinson	2023	PHI	131	Marvin Freeman	1986	PHI	113
			Noah Skirrow	2022	PHI	115	Jim Olson	1985	PHI	89
1. Gary Bell	1956	192	Francisco Morales	2021	PHI	110	Frankie Griffin	1984	PHI	80
2. Lawrence Locke	1956	191	David Parkinson	2019	PHI	118	Rich Gaynor	1983	PHI	100
3. Mark Davis	1980	185	Harold Arauz	2018	PHI	113	Jay Baller	1982	PHI	155
4. Brandon Duckworth	2000	178	Tyler Viza	2017	PHI	100	LeRoy Smith	1981	PHI	117
5. Austin Hyatt	2011	171	Nick Pivetta	2016	PHI	111	Mark Davis	1980	PHI	185*
5. Julio Guerra	1959	170	Ben Lively	2015	PHI	111	Bob Walk	1979	PHI	135*
			Severino Gonzalez	2014	PHI	115	Derek Bothelo	1978	PHI	130
			Jesse Biddle	2013	PHI	154	Frank Ciammachilli	1977	PHI	86
			Trevor May	2012	PHI	151	Warren Brusstar	1976	PHI	119
			Austin Hyatt	2011	PHI	171*	Randy Lerch	1975	PHI	108
			Drew Naylor	2010	PHI	113	Roy Thomas	1974	PHI	168*
			Michael Stutes	2009	PHI	109	Erskine Thomason	1973	PHI	149
			Carlos Carrasco	2008	PHI	109	Randy Boyd	1972	PHI	97
			Matt Maloney	2007	PHI	115	Michael Wallace	1971	PHI	138
			Gio Gonzalez	2006	PHI	166	Bob Terlecki	1970	PHI	88
			Mike Smith	2005	PHI	113	Ken Reynolds	1969	PHI	180*
			Robinson Tejeda	2004	PHI	133	Patrick Bayless	1968	PHI	130
			Taylor Buchholz	2003	PHI	114	Albert Raffo	1967	PHI	102
			Ryan Madson	2002	PHI	132	No Baseball	1966	---	----
			Brett Myers	2001	PHI	130	Steven Bailey	1965	IND	109
			Brandon Duckworth	2000	PHI	178*	Douglas Gentry	1964	SOX	134
			Evan Thomas	1999	PHI	127	Edward Connolly	1963	SOX	167
			Evan Thomas	1998	PHI	134	No Baseball	1962	---	----
			Tony Costa	1997	PHI	110	Frank Smith	1961	IND	146
			Matt Beech	1996	PHI	132	Julius Grant	1960	IND	162
			Mike Grace	1995	PHI	118	Julio Guerra	1959	IND	170
			Larry Mitchell	1994	PHI	128	Edward Drapcho	1958	IND	138
			Darrell Goedhart	1993	PHI	110	Charles Kolakowski	1957	IND	138
			Paul Fletcher	1992	PHI	103	Gary Bell	1956	IND	192*
			Paul Fletcher	1991	PHI	90	Don Minnick	1954	IND	106
			Andy Ashby	1990	PHI	94	Henry Aguirre	1954	IND	145
			Jason Grimsley	1989	PHI	134	Bill Meyer	1953	IND	123
			Chuck Malone	1988	PHI	117	Bill Meyer	1952	IND	125

SEASON-BY-SEASON LEADERS

APPEARANCES			Team leader year-by-year			*League leader #Tied for league lead				
<i>Pitchers with 60+ appearances</i>			Tommy McCollum	2024	PHI	42	Mark Sims	1990	PHI	54
			Keylan Killgore	2023	PHI	46	Chuck Malone	1989	PHI	33
			Noah Skirrow	2022	PHI	45	Brad Moore	1988	PHI	57
1. Wayne Gomes^	1996	67	Zach Warren	2021	PHI	37	Rob Hicks	1987	PHI	48
2. Robert Dodd	1997	63	Addison Russ	2019	PHI	55	Mike Shelton	1986	PHI	37
3. Rocky Childress	1984	62	Edgar Garcia	2018	PHI	47	Kevin Hickey	1985	PHI	44@
Rich Surhoff	1984	62	Tom Windle	2017	PHI	36	Rocky Childress	1984	PHI	62#
5. Blake Doolan	1995	60	Miguel Nunez	2016	PHI	45	Rich Surhoff		PHI	62#
			Stephen Shackleford	2015	PHI	53	Don Carmen	1983	PHI	56*
			Nefi Ogando	2014	PHI	48	Jay Baller	1982	PHI	50
			Tyler Knigge	2013	PHI	48	Jerry Reed	1981	PHI	56
			Justin Friend	2012	PHI	38	Ernie Gause	1980	PHI	57
			Jordan Whatcott		PHI	38	Jerry Reed	1979	PHI	45
			Jake Diekman	2011	PHI	53	Pete Manos	1978	PHI	52
			Sergio Escalona	2010	PHI	50	Pete Manos	1977	PHI	52
			Mike Zagurski	2009	PHI	45	Warren Brusstar	1976	PHI	27
			Patrick Overholt	2008	PHI	49	Randy Lerch	1975	PHI	25
			Chris Key	2007	PHI	58#	Jim Chamberlain		PHI	25
			Chris Key	2006	PHI	37	Patrick McCoy	1974	PHI	31
			Nick Mattioni		PHI	37	Kenneth Fuller	1973	PHI	28
			Ryan Cameron	2005	PHI	58*	Ronald Diorio	1972	PHI	52
			Martire Franco	2004	PHI	48	Mike Wallace	1971	PHI	28
			Yoel Hernandez	2003	PHI	43	Bob Terlecki		PHI	28
			Josh Miller		PHI	43	Bob Terlecki	1970	PHI	27
			Jimmy Hamilton	2002	PHI	46	Jack Nutter	1969	PHI	29
			Cary Hiles	2001	PHI	51	Michael Everett	1968	PHI	33
			Doug Nickle	2000	PHI	49	Jeffrey Harrell	1967	PHI	24
			Jason Kershner	1999	PHI	57	No Baseball	1966	---	--
			Pete Nyari	1998	PHI	53	Steven Bailey	1965	IND	57
			Robert Dodd	1997	PHI	63	Michael Sinks	1964	SOX	54
			Wayne Gomes	1996	PHI	67*^	Robert Tedesco	1963	SOX	40
			Blake Doolan	1995	PHI	60*	No Baseball	1962	---	--
			Scott Wiegandt	1994	PHI	52	Ray Konkoleski	1961	IND	57
			Scott Wiegandt	1993	PHI	56	Ray Konkoleski	1960	IND	57
			Scott Wiegandt	1992	PHI	56	Julius Grant	1959	IND	35
			Toby Borland	1991	PHI	59*	Carl Mathias	1958	IND	37
							Wynn Hawkins	1957	IND	35
							Victor Lapiner	1956	IND	41
							Benet Smyth	1955	IND	40
							Don Minnick	1954	IND	39
							Billy Joe Davidson	1953	IND	36
							Brooks Lawrence	1952	IND	48

SAVES			Team leader year-by-year				*League leader #Tied for league lead			
<i>Pitchers with 20+ saves</i>			Tommy McCollum	2024	PHI	10	Ricky Bottalico	1994	PHI	22
			Orion Kerkering	2023	PHI	7	Ricky Bottalico	1993	PHI	20
1. Stephen Shackleford	2015	30	Brian Marconi	2022	PHI	18	Jeff Patterson	1992	PHI	13
2. Justin Friend	2012	24	Brian Marconi	2021	PHI	16	Toby Borland	1991	PHI	24#
Wayne Gomes	1996	24	Addison Russ	2019	PHI	22	Mark Sims	1990	PHI	13
Toby Borland	1991	24	Jeff Singer	2018	PHI	12	Chuck McElroy	1989	PHI	12
4. Don Carmen	1983	23	Victor Arano	2017	PHI	9	Brad Moore	1988	PHI	18
5. Ricky Bottalico	1994	22	Miguel Nunez	2016	PHI	17	Todd Frohwirth	1987	PHI	19#
Addison Russ	2019	22	Stephen Shackleford*	2015	PHI	30	Todd Frohwirth	1986	PHI	12
7. Ricky Bottalico	1993	20	Nefi Ogando	2014	PHI	7	Kevin Hickey	1985	PHI	11^
Ryan Brannan	1997	20	Kenny Giles		PHI	7	Rich Surhoff	1984	PHI	15#
Chris Key	2006	20	Kyle Simon	2013	PHI	11	Don Carmen	1983	PHI	23
			Justin Friend	2012	PHI	24	Kelly Faulk	1982	PHI	11
			Justin Friend	2011	PHI	12	Jerry Reed	1981	PHI	17
			Michael Schwimer	2010	PHI	11	Ernie Gause	1980	PHI	10
			Sergio Escalona	2009	PHI	12	Jerry Reed	1979	PHI	9
			Patrick Overholt	2008	PHI	10	Pete Manos	1978	PHI	14
			Justin Pope		PHI	10	Kevin Saucier	1977	PHI	5
			Chris Key	2007	PHI	18	Glenn Gregson	1976	PHI	5
			Chris Key	2006	PHI	20	Danny Boitano	1975	PHI	10
			Ryan Cameron	2005	PHI	19	Ron Diorio	1974	PHI	4
			Martire Franco	2004	PHI	15	Ron Diorio	1973	PHI	11
			Frank Brooks	2003	PHI	9	Ron Diorio	1972	PHI	8
			Cary Hiles	2002	PHI	7	Dean Burk	1971	PHI	6
			Eric Weaver		PHI	7	Luis Peroza		PHI	6
			Cary Hiles	2001	PHI	11	John Penn	1970	PHI	11
			Doug Nickle	2000	PHI	16	Dave Bennett	1969	PHI	5
			Jason Kershner	1999	PHI	8				
			Sean Fesh	1998	PHI	9				
			Ryan Brannan	1997	PHI	20	(Saves were not recorded from 1952-1968)			
			Wayne Gomes	1996	PHI	24				
			Blake Doolan	1995	PHI	16				
^Total between Reading & Albany										

SEASON-BY-SEASON LEADERS

SHUTOUTS			Team leader year-by-year				*League leader #Tied for league lead			
<i>Pitchers with five+ shutouts</i>			Robinson Pina	2024	PHI	1#	Don Carman		PHI	5#
			None	2017-2023			Mark Davis	1980	PHI	4#
			Nick Pivetta	2016	PHI	1	Don Fowler		PHI	4#
1. Gene Rounsaville	1968	6	None	2015	PHI	0	Scott Munninghoff	1979	PHI	2
Vic Lapiner	1956	6	Hoby Milner	2014	PHI	1	Derek Bothelo	1978	PHI	4
			None	2013	PHI	0	Frank Ciannachilli	1977	PHI	2
3. Darren Burroughs	1981	5	David Buchanan	2012	PHI	1	Jesus Hernaiz		PHI	2
Don Carmen	1981	5	None	2011	PHI	0	Kevin Saucier		PHI	2
David Downs	1972	5	Drew Naylor	2010	PHI	2#	Mark Klein		PHI	2
			None	2009	PHI	0	Warren Brusstar	1976	PHI	2
			None	2008	PHI	0	Chuck Kniffin		PHI	2
			Carlos Carrasco	2007	PHI	1#	James Chamberlain	1975	PHI	3
			Gary Knotts		PHI	1#	Manny Seoane	1975	PHI	3
			Josh Outman		PHI	1#	Roy Thomas	1974	PHI	3
			Zack Segovia	2006	PHI	1	James Browning	1973	PHI	3
			None	2005	PHI	0	David Downs	1972	PHI	5
			Gavin Floyd	2004	PHI	1	Patrick Bayless	1971	PHI	2
			None	2003	PHI	0	William Frost		PHI	2
			Ken Pumphrey	2002	PHI	1	Bob Terlecki		PHI	2
			Adam Walker	2001	PHI	3#	Patrick Bayless	1970	PHI	1
			Pete Zamora	2000	PHI	1	Bob Terlecki		PHI	1
			Jimmy Osting		PHI	1	William Lacton		PHI	1
			Jason Brester	1999	PHI	1	William Wolfe		PHI	1
			Evan Thomas	1998	PHI	3*	Jack Nutter	1969	PHI	2
			Rich Hunter	1997	PHI	1	Ken Reynolds		PHI	2
			Carlton Loewer	1996	PHI	1	Gene Rounsaville	1968	PHI	6#
			Mark Tranberg	1995	PHI	3*	Robin Roberts	1967	PHI	2
			Brian Dubois	1994	PHI	1	No Baseball	1966	---	--
			Craig Holman	1993	PHI	1	William Wolfe	1965	IND	2
			Bob Gaddy	1993	PHI	1	Doug Gentry	1964	SOX	5
			Paul Fletcher	1992	PHI	1	Charles Bunker	1963	SOX	2
			Paul Fletcher	1991	PHI	1	Gary Modrell		SOX	2
			Mike Williams		PHI	1	No Baseball	1962	---	--
			Cliff Brantley		PHI	1	Frank Smith	1961	IND	4
			Jeff Tabaka		PHI	1	Ronald Taylor	1960	IND	2
			Andy Asby	1990	PHI	1	Julio Guerra		IND	2
			Amalio Carreno		PHI	1	Steven Hamilton	1959	IND	3
			Jason Grimsley	1989	PHI	2	Edward Drapcho	1958	IND	4*
			Warren Magee	1988	PHI	2	David Wegerek	1957	IND	4
			Chuck McElroy		PHI	2	Vic Lapiner	1956	IND	6*
			Bob Scanlan	1987	PHI	1	Don Minnick	1955	IND	5
			Warren Magee		PHI	1	Henry Aguirre	1954	IND	4
			Marvin Freeman	1986	PHI	2	Billy Joe Davidson	1953	IND	5
			Bruce Ruffin		PHI	2	Shutouts not kept	1952	IND	--
			Jerry Arnold	1985	PHI	2				
			David Bulls	1984	PHI	1				
			Arturo Gonzales		PHI	1				
			Rich Gaynor	1983	PHI	3				
			Jay Baller	1982	PHI	2				
			Kevin Gross		PHI	2				
			Darren Burroughs	1981	PHI	5*				

COMPLETE GAMES			Team leader year-by-year				*League leader #Tied for league lead			
<i>Pitchers with 15 complete games</i>			R. Pina/B. Fausnaught	2024	PHI	1#	Chuck McElroy	1988	PHI	4
			None	2019-2023			Tom Newell	1987	PHI	3
1. Larry Locke	1956	20	Elniery Garcia	2018	PHI	1	Bob Scanlan			
Don Minnick	1955	20	Tyler Viza		PHI	1	Shawn Barton			
3. Warren Brusstar	1976	19	Ranger Suarez		PHI	1	Mike Shelton	1986	PHI	5
4. Jack Nutter	1969	17	Tyler Viza	2017	PHI	1	Rich Gaynor	1985	PHI	7
5. Bill Meyer	1953	16	Nick Pivetta	2016	PHI	1	Mike Maddux	1984	PHI	4
6. Scott Munninghoff	1979	15	Mark Leiter Jr.	2015	PHI	1	Rich Gaynor	1983	PHI	5
David Downs	1972	15	Ben Lively		PHI	1	Kevin Gross	1982	PHI	8
David Wegerek	1957	15	Hoby Milner	2014	PHI	1	Don Carman	1981	PHI	9
			Adam Loewen		PHI	1	Mark Davis	1980	PHI	8
			Ryan O'Sullivan		PHI	1	Jim Rasmussen			
			Jesse Biddle	2013	PHI	2	Scott Munninghoff	1979	PHI	15
			David Buchanan	2012	PHI	1	Derek Botelho	1978	PHI	13
			Jonathan Pettibone		PHI	1	Kevin Saucier	1977	PHI	10
			J.C. Ramirez	2011	PHI	3*	Warren Brusstar	1976	PHI	19*
			Drew Naylor	2010	PHI	3	Randy Lerch	1975	PHI	14
			Joe Savery	2009	PHI	1	Tom Underwood	1974	PHI	11
			Carlos Carrasco	2008	PHI	1	Roy Thomas			
			Fabio Castro		PHI	1	Erskine Thomason	1973	PHI	10
			Carlos Carrasco	2007	PHI	1	David Downs	1972	PHI	15*
			Landon Jacobsen		PHI	1	Bob Terlecki	1971	PHI	11
			Kyle Kendrick		PHI	1	Pat Bayless	1970	PHI	11
			Gary Knotts		PHI	1	Jack Nutter	1969	PHI	17*
			Matt Maloney		PHI	1	Gene Rounsaville	1968	PHI	14
			Josh Outman		PHI	1	Albert Raffo	1967	PHI	8
			Zack Segovia	2006	PHI	3#	No Baseball	1966		
			Allen Davis	2005	PHI	3#	Charles Kovach	1965	IND	7
			Gavin Floyd	2004	PHI	2	Bill McLeod	1964	SOX	14
			Layne Dawson	2003	PHI	2	Ed Connolly	1963	SOX	8
			Ryan Madson	2002	PHI	2	Frank Kasheta			
			Martire Franco				Jerry Stephenson			
			Ken Pumphrey				No Baseball	1962		
			Carlos Silva	2001	PHI	4	Peter Olsen	1961	IND	13
			Brandon Duckworth	2000	PHI	1	Julius Grant	1960	IND	14
			Geoff Geary				Julio Guerra	1959	IND	14
			Jimmy Osting				Edward Drapcho	1958	IND	13
			Pete Zamora				David Wegerek	1957	IND	15
			Jason Brester	1999	PHI	3	Larry Locke	1956	IND	20*
			Evan Thomas	1998	PHI	3	Don Minnick	1955	IND	20*
			Tony Costa	1997	PHI	2	Hank Aguirre	1954	IND	12
			Carlton Loewer	1996	PHI	3	Bill Meyer	1953	IND	16
			Mark Tranberg	1995	PHI	3	Howard Rodemoyer	1952	IND	13
			Dennis Springer	1994	PHI	2				
			Larry Mitchell							
			Craig Holman	1993	PHI	4#				
			Paul Fletcher	1992	PHI	2				
			Joel Adamson							
			Paul Fletcher	1991	PHI	3				
			Andy Ashby	1990	PHI	4				
			Jason Grimsley	1989	PHI	8				

TEAM RECORDS

Hitting	Year	Team	Total
At Bats	2005	PHI	4,871
Runs	1983	PHI	801
Hits	1953	IND	1,358
Total Bases	2016	PHI	2,186
Doubles	2015	PHI	273
Triples	1953	IND	78
Home Runs	2016	PHI	185
Runs Batted In	2016	PHI	747
Walks	1964	SOX	699
Sac. Hits	'53 & '54	IND	110
Sac. Flies	2012	PHI	67
Hit by Pitch	2024	PHI	100
Strikeouts	2023	PHI	1,364
Stolen Bases	1983	PHI	272
Caught Stealing	1981	PHI	99
Average	1980	PHI	.288

Pitching	Year	Team	Total
Games	1953	IND	149
Complete Games	1975	PHI	64
Shutouts	'68 & '72	IND/PHI	21
Innings Pitched	2005	PHI	1,276.0
Hits Allowed	1998	PHI	1,340
Runs Allowed	2008	PHI	808
Home Runs	1997	PHI	169
Bases on Balls	1982	PHI	653
Strikeouts	2019	PHI	1,310
Saves	2000	PHI	53
ERA	1968	PHI	2.17

Fielding	Year	Team	Total
Games	1953	PHI	149
Double Plays	1991	PHI	162
Fewest Passed Balls	2014	PHI	4
Put Outs	2005	PHI	3,827
Assists	2002	PHI	1,584
Fewest Errors	2019	PHI	87
Fielding %	2019	PHI	.982

SEASON-BY-SEASON BATTING STATS

YEAR	AVG	G	AB	R	H	TB	2B	3B	HR	RBI	SH	SF	HP	BB	IB	SO
2024	.237 (6)	137	4,409	603	1,043	1,697	205	25	133	552	10	49	100	462	3	1,218
2023	.240 (5)	136	4,506	601	1,082	1,830	229	21	159	566	7	38	86	529	3	1,346
2022	.235 (9)	138	4,481	598	1,054	1,684	205	34	119	545	27	36	79	511	8	1,242
2021	.232(10)	113	3,666	457	852	1433	176	21	121	423	12	28	44	400	8	1,032
2019	.234 (T-9)	139	4,438	586	1,039	1,714	224	47	119	540	31	32	55	503	16	1,179
2018	.247 (9)	137	4,476	600	1,104	1,749	188	17	141	562	28	46	65	417	13	1,158
2017	.261 (T-3)	140	4,700	642	1,226	1,985	240	30	153	590	29	38	52	423	11	1,080
2016	.270 (1)	141	4,854	790	1,309	2,186	270	26	185	747	37	41	60	515	11	1,181
2015	.269 (2)	142	4,806	665	1294	1954	273	42	101	616	60	47	43	478	18	922
2014	.250 (10)	142	4,705	558	1178	1178	222	27	103	518	57	28	63	402	5	1032
2013	.249 (10)	142	4,692	585	1170	1861	211	42	132	524	55	37	72	344	16	1118
2012	.274 (1)	142	4,727	634	1,295	1,962	256	42	109	591	46	67	69	318	9	691
2011	.273 (1)	142	4,767	668	1,302	1,995	253	16	136	620	47	37	68	406	17	945
2010	.264 (5)	141	4695	671	1,239	1,900	229	24	128	621	65	31	58	472	9	994
2009	.266 (T-3)	142	4,755	626	1,263	1,870	244	32	101	580	66	35	68	457	30	966
2008	.260 (10)	142	4,811	644	1,253	1,857	242	22	126	595	37	36	47	533	18	1,038
2007	.273 (3)	141	4,745	686	1,295	1,965	252	23	124	651	38	43	72	468	37	865
2006	.260 (3)	140	4,680	613	1,216	1,768	218	35	88	557	67	44	60	440	22	848
2005	.261 (6)	142	4,871	614	1,269	1,930	225	29	126	569	63	33	63	435	39	1,048
2004	.266 (4)	141	4,654	644	1,240	2,000	226	30	158	603	69	41	69	447	22	923
2003	.255 (12)	142	4,677	610	1,193	1,770	198	14	117	560	57	43	64	449	23	900
2002	.254 (11)	142	4,724	643	1,201	1,750	241	25	86	594	56	48	99	445	24	922
2001	.260 (6)	142	4,782	691	1,243	1,950	237	34	134	634	41	42	80	421	26	872
2000	.265 (T-4)	142	4,797	730	1,269	1,975	262	29	138	680	61	52	75	530	12	763
1999	.263 (6)	142	4,711	680	1,237	1,875	236	43	116	628	58	34	71	549	20	839
1998	.251 (10)	141	4,720	582	1,184	1,779	227	36	108	548	28	29	36	470	21	1,036
1997	.250 (T-10)	142	4,721	658	1,182	1,810	201	35	119	595	69	32	77	493	27	965
1996	.252 (9)	141	4,686	684	1,179	1,879	226	39	132	603	58	36	88	554	27	1,056
1995	.252 (8)	142	4,712	672	1,186	1,834	236	29	118	621	50	42	69	494	30	853
1994	.253 (5)	140	4,668	587	1,180	1,747	196	40	97	537	42	38	44	410	18	849
1993	.253 (7)	140	4,569	551	1,157	1,657	186	37	80	506	40	31	44	417	15	881
1992	.251 (5)	138	4,505	531	1,133	1,574	193	34	60	484	48	27	52	399	19	738
1991	.260 (4)	140	4,595	639	1,196	1,705	210	25	83	582	57	47	42	469	28	773
1990	.235 (8)	137	4,299	474	1,012	1,457	188	13	77	428	46	23	40	360	13	859
1989	.242 (6)	139	4,365	545	1,058	1,449	154	30	59	492	27	33	43	499	28	790
1988	.254 (3)	136	4,290	561	1,091	1,493	160	25	64	495	56	41	44	475	29	677
1987	.286 (2)	139	4,583	730	1,309	1,871	204	53	84	653	37	56	52	496	34	647
1986	.262 (2)	136	4,271	648	1,117	1,602	203	42	66	565	30	46	39	521	33	674
1985	.257 (3)	137	4,338	546	1,115	1,550	173	38	62	494	43	36	39	450	31	759
1984	.258 (3)	139	4,365	565	1,126	1,567	168	45	61	498	53	53	33	504	20	656
1983	.278 (1)	140	4,509	801	1,254	1,875	207	42	110	701	56	38	33	597	26	828
1982	.256 (5)	138	4,472	621	1,144	1,668	185	51	79	542	37	39	35	477	34	982
1981	.275 (1)	139	4,494	675	1,234	1,717	175	52	68	589	46	43	35	536	37	729
1980	.288 (1)	139	4,579	781	1,318	1,898	205	57	87	683	59	58	34	583	21	622
1979	.280 (2)	138	4,418	637	1,216	1,707	182	51	69	567	48	55	49	409	26	673
1978	.260 (4)	136	4,234	643	1,099	1,725	213	52	103	578	49	47	34	481	24	735
1977	.256 (7)	138	4,509	624	1,155	1,706	196	53	83	560	44	40	26	448	30	692
1976	.237 (8)	136	4,218	475	1,001	1,463	150	24	88	417	22	32	31	446	27	712
1975	.256 (3)	137	4,286	576	1,097	1,537	165	40	65	511	42	40	38	474	32	590
1974	.252 (4)	136	4,232	578	1,068	1,550	164	42	78	503	44	32	25	542	29	681
1973	.269 (1)	139	4,275	623	1,150	1,636	199	52	61	552	61	38	37	590	48	683
1972	.253 (3)	139	4,375	556	1,109	1,504	194	30	47	483	85	32	30	543	41	662
1971	.237 (4)	139	4,273	508	1,014	1,513	162	35	89	462	47	26	37	483	52	764
1970	.255 (3)	141	4,343	636	1,108	1,646	158	49	94	551	74	30	46	562	44	861
1969	.274 (1)	140	4,460	722	1,221	1,765	174	38	98	657	34	45	39	570	36	685
1968	.232 (2)	140	4,369	451	1,014	1,325	141	37	32	388	81	35	32	435	66	681
1967	.234 (2)	139	4,445	502	1,040	1,401	148	39	45	442	67	33	32	506	40	789

SEASON-BY-SEASON BATTING STATS

ALL-TIME READING PHILLIES SEASON-BY-SEASON TEAM BATTING STATISTICS (CONT.)

YEAR	SB	CS	GDP	SLG	OBP	LOB
2024	152	49	75	.385	.320	923
2023	119	41	92	.406	.329	1,009
2022	110	42	92	.376	.322	963
2021	49	20	72	.391	.313	775
2019	115	56	89	.386	.318	925
2018	62	33	121	.391	.317	876
2017	87	36	97	.422	.326	966
2016	91	35	94	.450	.344	995
2015	92	32	117	.407	.338	1,054
2014	98	39	74	.389	.319	954
2013	111	51	81	.397	.308	917
2012	73	48	96	.415	.325	937
2011	117	76	99	.419	.336	939
2010	130	53	106	.405	.337	971
2009	116	53	125	.393	.336	1,037
2008	88	31	123	.398	.338	1,068
2007	85	43	104	.414	.344	1,058
2006	81	46	118	.378	.328	983
2005	101	63	116	.396	.327	
2004	74	45	86	.430	.337	
2003	145	62	139	.378	.332	
2002	172	63	72	.370	.328	
2001	123	52	98	.408	.327	
2000	98	51	89	.418	.344	
1999	164	77	118	.405	.346	
1998	66	40	115	.383	.322	
1997	86	63	103	.383	.329	
1996	130	83	84	.401	.339	1,018
1995	100	66	99	.389	.329	
1994	96	68	111	.374	.317	
1993	113	53	113	.363	.320	951
1992	98	49	103	.349	.318	934
1991	158	77	94	.371	.331	962
1990	82	49	83	.339	.299	839
1989	121	76	95	.332	.324	928
1988	160	69	89	.348	.332	
1987	157	93	NA	NA	NA	957
1986	163	94				881
1985	101	76				945
1984	119	81				946
1983	272	86				959
1982	104	63				923
1981	145	99				975
1980	159	69				1,018
1979	169	83				897
1978	76	53				896
1977	102	37				936
1976	79	44				910
1975	136	49				970
1974	59	38				974
1973	69	41				1,034
1972	83	44				1,026
1971	82	38				928
1970	83	34				974
1969	90	40				1,023
1968	83	42				971
1967	108	23				1,002

SEASON-BY-SEASON PITCHING STATS

ALL-TIME READING PHILLIES SEASON-BY-SEASON TEAM PITCHING STATISTICS

YEAR	ERA	G	CG	SHO	SV	IP	H	AB	TBF	R	ER	HR	SF	HB	BB	IB	SO	WP	BK
2024	4.44 (12)	137	2	10	26	1,166.2	1,184	4,555	5,132	661	575	124	34	78	458	4	1,209	75	12
2023	4.58 (11)	136	0	3	29	1,180.2	1,064	4,444	5,172	685	601	166	46	68	599	9	1,285	90	11
2022	4.59 (8)	138	0	11	31	1,188.0	1,157	4,595	5,219	684	606	154	39	79	545	2	1,310	111	18
2021	4.81(11)	113	0	5	33	966.0	907	3,679	4,262	577	516	144	30	73	470	3	1,088	93	5
2019	3.73 (11)	139	0	6	42	1,202.2	1,049	4,463	5,032	574	498	102	32	56	442	5	1,271	73	8
2018	4.00 (6)	137	3	5	34	1,189.2	1,089	4,481	5,148	618	529	117	29	60	532	14	1,129	82	6
2017	3.94 (4)	140	1	8	35	1,214.0	1,157	4,551	5,156	600	532	134	44	52	467	10	960	98	10
2016	3.85 (6)	141	2	8	36	1,258.1	1,245	4,785	5,365	598	538	108	54	55	422	13	1,055	73	2
2015	3.84 (9)	141	2	10	43	1,247.0	1,218	4,675	5,234	586	532	100	42	45	415	10	927	75	5
2014	4.21 (10)	141	3	8	37	1,235.1	1,201	4,685	5,340	654	578	136	36	46	513	6	946	52	5
2013	4.46 (12)	142	3	4	32	1,222.0	1,174	4,642	5,356	675	605	122	48	56	564	8	985	75	16
2012	4.01 (7)	142	2	8	45	1,224.2	1,169	4,619	5,324	630	545	119	38	78	540	7	1,051	75	3
2011	3.96 (7)	142	3	5	36	1,243.0	1198	4,724	5,320	615	547	121	42	65	429	12	1,133	51	8
2010	4.63 (10)	141	7	7	36	1,224.1	1,276	4,746	5,307	681	630	120	47	69	400	12	925	33	7
2009	4.15 (10)	142	2	10	40	1,240.0	1,212	4,705	5,323	630	572	126	33	54	462	18	966	58	8
2008	5.23 (12)	142	2	3	28	1,232.2	1,320	4,873	5,567	808	716	156	44	49	587	20	948	71	6
2007	4.24 (T-5)	141	6	3	38	1,207.0	1,202	4,611	5,268	670	569	110	57	50	491	14	898	42	5
2006	3.86 (8)	140	6	9	42	1,236.2	1,154	4,666	5,214	595	530	128	36	58	414	13	1,023	52	4
2005	3.77 (4)	142	5	2	33	1,276.0	1,270	4,870	5,454	609	535	134	43	74	410	39	957	58	5
2004	4.56 (9)	141	4	1	35	1,200.0	1,256	4,651	5,293	683	608	147	40	63	483	18	917	48	12
2003	4.75 (11)	142	4	3	29	1,240.0	1,328	4,807	5,444	738	654	146	56	88	437	25	846	51	2
2002	3.80 (3)	142	7	13	36	1,247.1	1,211	4,709	5,298	609	527	114	47	52	440	19	847	56	4
2001	4.02 (7)	142	8	12	35	1,247.2	1,233	4,765	5,258	622	557	137	33	65	351	22	958	53	6
2000	3.79 (3)	142	4	2	53	1,269.1	1,211	4,818	5,409	596	535	115	28	56	451	16	918	44	9
1999	4.65 (11)	142	9	4	39	1,249.2	1,295	4,832	5,490	732	645	145	48	70	494	21	984	48	11
1998	4.55 (10)	141	6	6	30	1,241.0	1,340	5,207	5,962	717	628	130	42	60	558	28	986	76	15
1997	4.60 (8)	142	3	1	42	1,257.1	1,309	4,818	5,528	742	643	169	34	69	538	27	959	48	9
1996	4.37 (8)	141	6	7	26	1,236.0	1,221	4,740	5,461	717	600	140	37	65	576	35	1,026	86	12
1995	3.99 (5)	142	7	8	31	1,247.0	1,211	4,741	5,369	634	553	112	29	41	513	33	991	56	24
1994	4.52 (10)	140	5	4	36	1,220.2	1,250	4,685	5,368	729	613	121	51	39	532	27	928	82	13
1993	4.31 (7)	140	8	12	37	1,119.0	1,224	4,589	5,137	651	571	106	41	40	429	24	823	61	17
1992	3.89 (6)	138	6	8	39	1,181.0	1,175	4,522	5,053	601	510	96	30	29	416	29	855	61	5
1991	4.19 (7)	140	11	9	33	1,203.0	1,175	4,522	5,293	636	560	98	54	42	628	25	799	60	10
1990	3.73 (8)	137	12	11	33	1,138.2	1,122	4,367	4,945	578	472	61	45	40	453	24	761	66	10
1989	3.95 (7)	139	31	10	20	1,164.0	1,006	4,277	5,025	601	511	96	45	50	617	16	862	82	12
1988	3.88 (8)	136	16	7	30	1,137.2	1,058	4,259	4,893	568	490	74	33	38	513	30	796	53	45
1987	4.40 (5)	139	12	4	44	1,193.0	1,255			684	583	96		45	473	37	747	60	23
1986	3.61 (5)	136	20	11	43	1,136.0	1,076			582	456	79		18	521	44	729	48	11
1985	4.12 (7)	137	21	8	26	1,121.2	1,137			635	513	70		35	592	30	712	61	6
1984	4.00 (7)	139	11	6	29	1,151.2	1,239			658	512	59		19	534	43	667	69	9
1983	3.92 (2)	140	29	18	42	1,184.0	1,079			601	516	104		35	592	30	712	61	6
1982	4.26 (5)	138	26	9	24	1,168.1	1,107			661	553	83		38	653	29	923	106	8
1981	4.07 (5)	139	28	13	36	1,176.0	1,113			617	532	108		47	588	34	752	90	8
1980	4.04 (4)	139	35	16	26	1,181.0	1,120			615	530	75		42	532	23	707	58	8
1979	3.48 (1)	138	54	10	21	1,154.0	1,088			545	446	80		38	487	36	671	47	3
1978	4.09 (5)	136	44	7	19	1,110.0	1,125			607	504	83		48	482	42	604	50	7
1977	4.42 (7)	138	41	12	10	1,163.0	1,291			682	571	87		49	409	43	645	80	3
1976	3.41 (5)	136	54	9	13	1,109.0	1,061			518	420	45		39	483	56	662	55	4
1975	3.22 (4)	137	64	15	24	1,128.0	1,098			476	404	51		24	432	29	656	51	6
1974	3.26 (3)	136	49	7	9	1,112.0	1,034			506	403	51		28	471	36	740	45	4
1973	3.59 (3)	139	37	11	32	1,125.0	1,136			568	449	55		32	532	57	789	59	9
1972	3.56 (5)	139	48	21	19	1,163.0	1,198			573	460	64		27	491	37	663	54	2
1971	2.87 (3)	139	45	9	26	1,150.0	1,044			460	367	72		22	374	35	732	56	5
1970	4.07 (4)	141	59	6	20	1,154.0	1,181			613	522	95		27	613	58	636	77	3
1969	3.75 (4)	140	61	9	23	1,149.0	1,107			564	479	76		29	537	18	794	76	1
1968	2.17 (1)	140	52	21		1,188.0	906			369	286	43		20	407	36	732	67	1
1967	3.15 (8)	139	47	14		1,187.0	1,111			505	416	50		27	436	43	705	58	5

SEASON-BY-SEASON FIELDING STATS

READING FIGHTINS SEASON-BY-SEASON TEAM FIELDING

YEAR	POS	PCT	G	DP	TP	PB	TC	PO	A	E
2024	T-5	.976	137	91	0	19	4,723	3,500	1,110	113
2023	8	.977	136	98	0	16	4,725	3,542	1,073	110
2022	4 (5 teams)	.979	138	114	1	16	4,726	3,564	1,063	99
2021	5	.977	113	81	0	14	3,910	2,898	923	89
2019	T-2 (2 teams)	.982	139	106	0	20	4,866	3,608	1,171	87
2018	T-8 (2 teams)	.977	137	96	0	17	4,952	3,569	1,269	114
2017	T-4 (2 teams)	.979	140	139	0	16	5,185	3,642	1,432	111
2016	6	.975	141	131	1	8	5,330	3,775	1,423	132
2015	3	.980	141	135	0	13	5344	3741	1498	105
2014	11	.974	142	148	0	9	5301	3706	1455	140
2013	T-2 (5 teams)	.977	142	113	0	16	5125	3666	1339	120
2012	T-5 (4 teams)	.977	142	152	0	16	5,132	5,674	1,341	117
2011	T-5 (3 teams)	.977	142	102	0	10	5,166	3,729	1,320	117
2010	T-1 (2 teams)	.981	141	107	0	7	5,122	3,673	1,353	96
2009	T-1 (2 teams)	.981	142	117	0	11	5,237	3,720	1,418	99
2008	7	.975	142	120	0	21	5,280	3,664	1,499	117
2007	6	.975	141	126	0	11	5,092	3,621	1,343	128
2006	7	.975	140	119	0	15	5,207	3,710	1,367	130
2005	T-5 (3 teams)	.975	142	134	1	21	5,408	3,827	1,444	137
2004	T-4	.976	141	121	0	15	5,038	3,601	1,317	120
2003	1	.979	142	111	0	25	5,192	3,720	1,361	111
2002	T-6	.974	142	142	0	15	5,469	3,742	1,584	143
2001	3	.974	142	114	0	19	5,386	3,743	1,504	139
2000	3	.976	142	108	0	18	5,498	3,808	1,559	131
1999	T-4 (4 teams)	.972	142	103	0	16	5,415	3,749	1,515	151
1998	T-2 (6 teams)	.973	141	137	0	26	5,388	3,723	1,518	147
1997	3	.972	142	115	1	21	5,474	3,772	1,547	155
1996	7	.969	141	129	0	27	5,355	3,708	1,482	165
1995	2	.977	142	137	0	19	5,344	3,741	1,481	122
1994	2	.970	140	128	0	45	5,271	3,662	1,450	159
1993	1	.975	140	112	2	20	5,217	3,573	1,511	133
1992	7	.966	138	142	0	11	5,110	3,543	1,392	175
1991	3	.969	140	162	1	16	5,243	3,609	1,471	163
1990	8	.965	137	118	1	15	4,985	3,416	1,395	174
1989	8	.966	139	137	1	20	5,069	3,492	1,407	170
1988	3	.969	136	126	0	30	4,931	3,413	1,364	154
1987	3	.971	139	132	0	19	5,295	3,579	1,563	153
1986	6	.966	136	113	0	16	4,878	3,408	1,303	167
1985	8	.962	137	127	0	9	4,944	3,365	1,391	188
1984	8	.955	139	131	0	16	5,189	3,455	1,501	233
1983	4	.968	140	131	0	16	5,166	3,522	1,479	165
1982	4	.964	138	132	0	20	5,072	3,505	1,383	184
1981	1	.973	139	129	0	25	5,203	3,528	1,536	139
1980	3	.967	139	137	0	19	5,292	3,536	1,581	175
1979	1	.969	138	124	0	21	5,203	3,462	1,582	159
1978	4	.962	136	123	0	21	4,918	3,330	1,402	186
1977	5	.965	138	112	-	29	5,190	3,489	1,518	183
1976	6	.962	136	106	0	14	5,022	3,328	1,502	192
1975	2	.967	137	114	0	25	4,967	3,384	1,417	166
1974	1	.969	136	98	0	27	4,896	3,335	1,408	153
1973	7	.969	139	124	0	21	5,008	3,375	1,480	153
1972	6	.958	139	125	0	13	5,205	3,489	1,499	217
1971	6	.963	139	120	0	20	5,097	3,451	1,458	188
1970	3	.966	141	132	0	12	4,986	3,461	1,355	170
1969	1	.970	140	114	0	17	4,912	3,446	1,317	149
1968	3	.971	140	119	0	26	-	3,565	1,408	-

READING BASEBALL HALL OF FAME

READING BASEBALL HALL OF FAME

Candidates for the Reading Baseball Hall of Fame are nominated under six categories by the Reading Baseball Hall of Fame Committee. Each summer, prior to a Reading Phillies game, a new class is enshrined. Information on each Hall of Famer can be found on display at FirstEnergy Stadium during the season.

1. Former Reading Phillies who have gone on to have outstanding Major League careers.
2. Former Reading Phillies who had an outstanding season or seasons while playing in Reading.
3. Non-players category which honors managers, coaches and other prominent individuals who have been instrumental in the success of the Reading franchise.
4. Players who played for the Reading Indians and Reading Red Sox.
5. Outstanding professional baseball teams from Reading.
6. Reading Baseball Pioneers: Players from the late 1800s through 1950.

2021 Carlos Ruiz	2006 Billy Harrell Bucky Harris Gene Rounsaville Dan Zerbey Patrick Bayless	1995 Bill Dancy Bob Walk Tom Silicato Vic Wertz Joe Altobelli
2019 Jimmy Rollins		
2018 Ryan Howard	2005 Mickey Morandini Jay Baller Don Minnick Chuck Thompson Phil Cavarretta	1994 Carl Furillo Andy Seminick Dick Gernert Bob Dernier Ozzie Virgil
2017 Brett Myers Michael Spidale Rich DeLucia	2004 Juan Samuel Frank "Home Run" Baker Melvin "Doc" Silva Jim "Mud Cat" Grant Tom Underwood	1993 Roger Maris George "Whitey" Kurowski Bob Quinn Keith Moreland Bob Terlecki
2016 Pat Burrell Jason Michaels Gary Burnham Eric Valent Nick Punto Steve Degler Ruth Hartman	2003 1953 Reading Indians 1983 Reading Phillies	1992 Rocky Colavito Julio Franco Jim Olander Charlie Wagner Herb Score Bob Wellman
2015 Scott Rolen Dan Held	2002 Mike Lieberthal Gary Bell Don Carman Julian McCracken	1991 Ryne Sandberg Dallas Green Ray Starnes
2014 Jim Bunning	2001 Mike LaValliere Ron Allen Doug Clemens Dave "Frenchy" Bauman	1990 Paul Owens Andre Thornton Howie Bedell
2013 No Induction Ceremony	2000 Rico Petrocelli Randy Lerch Jim Essian Phil Johnston	1989 Bob Boone Mark Davis Frank Lucchesi
2012 Reggie Smith Robin Roberts Louis "Bobo" Newsom Bob Kelly	1999 Kevin Gross Tommy Barrett Mark Helminiak David Mann Max Patkin	1988 Larry Bowa Ruly Carpenter Dick Wissel
2011 1911 Reading Pretzels Shane Turner Wade Miller Jo Jo White Lon Warneke	1998 Willie Hernandez Jim Perry Ken Reynolds Francis "Ducky" Turner	1987 Mike Schmidt Joe Buzas Greg Luzinski
2010 Chuck Domino Toby Borland Andy Ashby Hal Jones Henry "Ted" Larkin	1997 Darren Daulton Jeff Stone Dom Dallesandro Duke Zieber Lee Elia	
2009 Ricky Bottalico George Culver Bud Daley David Doster Bill Juries	1996 Denny Doyle Jerry Martin Paul "Cooter" Jones Randy Gumpert	
2008 Gary Varsho Jack Nutter George Bell Charles "Pop" Kelchner Hank Aguirre		
2007 Ricky Jordan Mike Jackson George "Grin" Bradley Jim Pollock Mike Lutz		

NO HITTER HISTORY

Reading No Hitters and Perfect Games

Date	Pitcher	Opponent	Score
July 25, 1967	Steve Arlin	York	9-2 (7)
August 28, 1971	Mike Wallace	Manchester	2-0 (7)
August 20, 1974	Roy Thomas	West Haven	2-0 (7)
July 22, 1981	Tom Hart	Lynn	3-0 (7)
August 12, 1983	Rich Gaynor	Nashua	6-0 (7)
May 3, 1989	Jason Grimsley	Harrisburg	3-0 (7)
August 30, 1989	Tim Mauser	New Britain	9-0 (7)
September 4, 1993	Craig Holman	New Britain	2-0 (7)
	Greg Brown		
	Toby Borland		
	Ricky Bottalico		
June 22, 1999	Adam Eaton	Norwich	1-0 (8)
June 7, 2000	Pete Zamora	Harrisburg	6-0 (7)
June 13, 2001	Adam Walker	New Haven	4-0 (9)
August 21, 2007	Carlos Carrasco	Altoona	1-0 (6)
July 3, 2021	Franciso Morales	Erie	3-0 (9)
	Zach Warren		
	Kyle Dohy		
	Brain Marconi		

Reading No Hit By Opponent

Date	Pitcher	Opponent	Score
June 28, 1977	John Tundo	Bristol	2-0 (7)
June 8, 1980	Frank DiPino	Holyoke	6-0 (7)
August 2, 1982	Mark Esser	Glens Falls	1-0 (11)
	Bill Atkinson		
July 12, 1989	Josias Manzanillo	New Britain	3-0 (9)
August 25, 1990	Kevin Morton	New Britain	1-0 (7)
May 22, 1991	Brian Conroy	New Britain	2-0 (9)
August 24, 2003	Horacio Estrada	New Britain	10-9 (9)
April 3, 2014	Henry Owens	Portland	5-0 (6)
June 24, 2019	Deivi Garcia	Trenton	7-0 (9)
	Domingo Acevedo		
	Daniel Alvarez		
May 5, 2022	Bryan Bello	Portland	3-1 (7)

PHILLIES AFFILIATES



Philadelphia Phillies
National League (MLB)
Since 1883

Ballpark: Citizens Bank Park
Address: 1 Citizens Bank Way
Philadelphia, PA 19148
Phone: 215-463-5000
Website: Phillies.com
President: Dave Dombrowski
GM: Preston Mattingly
Manager: Rob Thomson
PR Contact: Kevin Gregg
Chris Ware
Broadcasters: Tom McCarthy
Scott Franzke



Lehigh Valley IronPigs
International League (AAA)
Phillies Affiliate Since 2008

Ballpark: Coca-Cola Park
Address: 1050 IronPigs Way
Allentown, PA 18109
Phone: 610-841-7447
Website: ironpigsbaseball.com
Owner: Craig Stein and Joe Finley
GM: Kurt Landes
Manager: Anthony Contreras
PR Contact: Sam Jellinek
Broadcasters: Sam Jellinek



Reading Fightin Phils
Eastern League League (AA)
Phillies Affiliate Since 1967

Ballpark: FirstEnergy Stadium
Address: 1950 Centre Avenue
Reading, PA 19601
Phone: 610-370-2255
Website: rphils.com
Owner: Craig Stein
GM: Scott Hunsicker
Manager: Al Pedrique
PR Contact: Jake Starr
Broadcasters: Jake Starr
Bob McCool



Jersey Shore BlueClaws
South Atlantic League (A+)
Phillies Affiliate Since 2001

Ballpark: ShoreTown Ballpark
Address: 2 Stadium Way
Lakewood, NJ 08701
Phone: 732-901-7000
Website: milb.com/jersey-shore
President: Joe Ricciutti
GM: Bob McClane
Manager: Greg Brodzinski
PR Contact: Greg Giombarrese
Broadcasters: Greg Giombarrese



Clearwater Threshers
Florida State League (A)
Phillies Affiliate Since 1985

Ballpark: BayCare Ballpark
Address: 601 N. Old Coachman Road
Clearwater, FL
Phone: 727-712-4300
Website: threshersbaseball.com
GM: Jason Adams
Assistant GM: Dan Madden
Manager: Marty Malloy
PR Contact: Robert Stretch
Josh Sperber
Broadcasters: Josh Sperber

EASTERN LEAGUE

EASTERN LEAGUE CHAMPIONS

2024: Erie	1990: London	1955: Allentown
2023: Erie	1989: Albany-Colonie	1954: Albany
2022: Somerset	1988: Albany-Colonie	1953: Binghamton
2021: Akron	1987: Harrisburg	1952: Binghamton
2019: Trenton	1986: Vermont	1951: Scranton
2018: New Hampshire	1985: Vermont	1950: Wilkes-Barre
2017: Altoona	1984: Vermont	1949: Binghamton
2016: Akron	1983: New Britain	1948: Scranton
2015: Bowie	1982: West Haven	1947: Utica
2014: Binghamton	1981: Bristol	1946: Scranton
2013: Trenton	1980: Holyoke	1945: Albany
2012: Akron	1979: West Haven*	1944: Binghamton
2011: New Hampshire	1978: Bristol	1943: Elmira
2010: Altoona	1977: West Haven	1942: Scranton
2009: Akron	1976: West Haven	1941: Elmira
2008: Trenton	1975: Bristol	1940: Binghamton
2007: Trenton	1974: Thetford Mines	1939: Scranton
2006: Portland	1973: Reading	1938: Elmira
2005: Akron	1972: West Haven	1937: Elmira
2004: New Hampshire	1969: York	1936: Scranton
2003: Akron	1968: Reading	1935: Binghamton
2002: Norwich	1967: Binghamton	1934: Williamsport
2001: New Haven/ Reading	1966: Elmira	1933: Binghamton
2000: New Haven	1965: Pittsfield	1932: Wilkes-Barre
1999: Harrisburg	1964: Elmira	1931: Harrisburg
1998: Harrisburg	1963: Charleston	1930: Wilkes-Barre
1997: Harrisburg	1962: Elmira	1929: Binghamton
1996: Harrisburg	1961: Springfield	1928: Harrisburg
1995: Reading	1960: Williamsport/Springfield	1927: Harrisburg
1994: Binghamton	1959: Springfield	1926: Scranton
1993: Harrisburg	1958: Binghamton	1925: York
1992: Binghamton	1957: Reading	1924: Williamsport
1991: Albany-Colonie	1956: Schenectady	1923: Williamsport

SCHEDULE AND PLAYOFF FORMAT

Regular Season Begins: April 4

Regular Season Closes: September 14

First Half Ends: June 22

Second Half Begins: June 24

League Roster Limit: 28 (Active)

2025 Playoff Format

The winners of each half in each division meet in a best-of-three semifinal series after the regular season. The winners of each semifinal series will meet in a best-of-three championship series.

If the same team wins each half for a division, the team that finishes in second place in the second half qualifies for the postseason.

EASTERN LEAGUE OPPONENTS



Affiliation: Philadelphia Phillies
Ballpark: FirstEnergy Stadium
PR Contact: Jake Starr
Broadcasters: Jake Starr and Bob McCool
Manager: Al Pedrique
GM: Scott Hunsicker



Affiliation: Pittsburgh Pirates
Ballpark: People's Natural Gas Field
PR Contact: Jon Mozes
Broadcasters: Jon Mozes and Preston Shoemaker
Manager: Andy Fox
GM: Nate Bowen



Affiliation: Boston Red Sox
Ballpark: Delta Dental Park at Hadlock Field
PR Contact: Emma Tiedemann
Broadcasters: Emma Tiedemann and Joey Robertson
Manager: Chad Epperson
GM: Geoff Iacuesa



Affiliation: Washington Nationals
Ballpark: FNB Field
PR Contact: Terry Byrom
Broadcasters: Terry Byrom and Frankie Vernouski
Manager: Delino Deshields
GM: Randy Whitaker



Affiliation: Toronto Blue Jays
Ballpark: Delta Dental Stadium
PR Contact: Chris Jared
Broadcasters: Chris Jared and Bob Lipman
Manager: Brent Lavallee
GM: Taylor Fisher



Affiliation: San Francisco Giants
Ballpark: The Diamond
PR Contact: Trey Wilson
Broadcasters: Trey Wilson and Blaine McCormick
Manager: Dennis Pelfrey
GM: Ben Rothrock



Affiliation: New York Yankees
Ballpark: TD Bank Ballpark
PR Contact: Marc Russinoff
Broadcasters: Steven Cusumano and Joe Puccio
Manager: Raul Dominguez
GM: Patrick McVerry



Affiliation: Baltimore Orioles
Ballpark: Prince George's Stadium
PR Contact: Andre Magaro
Broadcasters: Andre Magaro and Gareth Kwok
Manager: Roberto Mercado
GM: Brian Shallcross



Affiliation: New York Mets
Ballpark: Mirabito Stadium
PR Contact: Jacob Wilkins
Broadcasters: Jacob Wilkins and Matt Levine
Manager: Reid Bridnac
GM: John Bayne



Affiliation: Detroit Tigers
Ballpark: UPMC Park
PR Contact: Greg Gania
Broadcasters: Greg Gania and Sam Lebowitz
Manager: Andrew Graham
GM: Greg Coleman



Affiliation: Hartford Yard Goats
Ballpark: Dunkin' Donuts Park
PR Contact: Jeff Dooley
Broadcasters: Jeff Dooley and Dan Lovallo
Manager: Bobby Meacham
GM: Mike Abramson



Affiliation: Cleveland Guardians
Ballpark: Canal Park
PR Contact: Jimmy Farmer
Broadcasters: Marco LaNave and Jim Clark
Manager: Greg Diczno
GM: Jim Pfander

GENERAL INFORMATION



FIGHTIN PHILS BROADCASTERS



Jake Starr

Jake Starr enters his third season as the broadcaster and Director of PR/Media Relations and Client Fulfillment for the Fightin Phils in 2025. Starr provides commentary for R-Phils games while also contributing a variety of multimedia content, including interviews, stories, social media and more, while also overseeing the team's Media Relations Department. Prior to joining Reading, Starr was the General Manager of Penn State's student Radio Station, where he also broadcasted a variety of Penn State sports and graduated in 2022. He spent the summers of 2021 and '22 broadcasting summer collegiate baseball, most recently for the Cotuit Kettleers of the Cape Cod Baseball League. In the offseason, Starr also works as a freelance broadcaster for a variety of schools in the Philadelphia area.



Bob McCool

Bob McCool joins Jake Starr in the broadcast booth and is entering his third season in 2025. McCool is currently a part of the WEEU Morning Show with Mike Keller. Prior to joining the Fightin Phils in 2023, McCool spent his career providing commentary for various high schools and colleges across Berks County. He is currently also the lead voice for 830 AM WEEU's coverage of high school football and basketball in Berks County. Additionally, McCool provides commentary for Albright College athletics events. Previously, McCool spent 15 years broadcasting Pennsylvania State championship games. Recently, McCool was inducted into the Pennsylvania Sports Hall of Fame Berks County Chapter for his work in providing excellent coverage for both high school and college sports in the area.

HOW TO LISTEN

Radio

Jake Starr and Bob McCool have radio coverage of all 69 Fightin Phils home games, in addition to select road games in 2025. Coverage begins 15 minutes prior to every game with the Fightin Phils Pregame Show, featuring interviews with Fightin Phils players and coaches, a look at the upcoming game and much more. Following the final out, Starr and McCool wrap up the night's game with a recap, totals and analysis of the action.

The radio stream can be heard on the 830 AM WEEU website, along with the Fightin Phils YouTube Page, Facebook Page or Twitch.

Video

All Fightin Phils home games are also broadcasted on MiLB TV, which requires a subscription. Games are also broadcasted on the Bally Live App, which fans can access for no charge. Fans can also watch games through MLB TV with a subscription. Occasionally, Fightin Phils games will be featured as MiLB's Free Game of the Day, where fans can watch the best prospects compete for free.

Jake Starr and Bob McCool's radio broadcast is simulcasted with the video feed. All Fightin Phils road games are also available for fans to watch on MiLB TV, MLB TV or for free on the Bally Live App.

2025 MEDIA INFORMATION

CREDENTIALS: To apply for credentials for the 2025 season please fill out the form on the Media Page of the Fightin Phils Website. All credentialed media must adhere to the standards and protocols set by Major League Baseball. Full-season credentials will be issued to members of the media and legitimate newsgathering organizations who cover the Fightin Phils frequently. To apply for a full-season credential, please check that option in the credential application. Full-season credentials will be available for pickup at preseason Media Day or from Will Call prior to any Fightin Phils game. If you are not covering the Fightin Phils on a consistent basis, you may apply for a single-game credential. Please submit an application for a single-game credential no less than 48 hours prior to the game you wish to cover. A member of the Fightin Phils Media Relations Staff will contact you within 24 hours of your selected game if your credential has been approved. Single-game credentials can be picked up from will call at FirstEnergy Stadium. The Reading Fightin Phils will also honor credentials from the Philadelphia Phillies, Major League Baseball and Baseball Writers Association of America. If you plan to attend a game using those credentials, please reach out to a member of the Fightin Phils Media Relations staff at least 24 hours prior to the game.

PHOTOGRAPHERS: Video photographers may shoot from the area above the last row in Box 1-9 in the stadium. Space is on a first-come first-serve basis. Still photographers may shoot from the areas next to the dugouts by the gate to enter the field. Photographers may use an empty seat to shoot from if they wish. Space for still photographers is also on a first-come first-serve basis. Photographers may not shoot from the dugout and cannot enter the field of play during a game.

ENTERING THE BALLPARK: Parking at FirstEnergy Stadium is free and on a first-come first-serve basis. Media may park in any open spot, aside from the reserved lot. After picking up a credential at will call, media may enter the ballpark at the main gate just to the right of the ticket office. Media may enter the ballpark no earlier than three hours prior to first pitch. The pressbox closes 60 minutes after the final out of the game and media must exit the ballpark at that time. Media is allowed on the field during batting practice, but must stay in foul territory. Media must exit the field following the conclusion of batting practice and cannot enter the field for the remainder of the game. Members of the media may not enter the clubhouse. If you have any special requests, please contact a member of the Fightin Phils Media Relations Department.

PLAYER AND COACH INTERVIEWS: Following the conclusion of every Fightin Phils home game, the manager will be available to the media for approximately 10 minutes. If you would like to interview a player following a game, please let a member of the media relations staff know by the conclusion of the seventh inning. For pregame interviews, please send your request to a member of the Fightin Phils Media Relations Staff at least 24 hours prior to the requested interview time. Requests sent in less than 24 hours prior will not be honored. Most pregame interviews will be conducted either in the early afternoon (for an evening game) or immediately following batting practice. There will be no pregame interviews for games that start prior to 1 p.m. Interviews can also be conducted via Zoom or cell phone and must be coordinated with a member of the Fightin Phils Media Relations Staff. If you would like to interview a player while the team is on the road, please reach out to the Media Relations Staff and we will do our best to accommodate the request. Off-site interviews will not be permitted. Interview requests do not guarantee availability. No one will be permitted to interview starting pitchers prior to a game on the day of their start.

PRESS BOX SPACE: Space in the Fightin Phils press box is limited and will be available on a first-come first-serve basis. Overflow media may work in the auxiliary press box (if available) or in an open space. Media are permitted to bring their own food to the ballpark or eat at the R-Phils team feed. The press box will serve hot dogs and sodas throughout the game. The pressbox will provide updated rosters, lineup sheets and box scores. Daily game notes will be emailed and can be accessed online at rphils.com/pressbox. Also available online is the 2024 Media Guide, History Book, daily game notes and more. If a member of the media wishes to have a printed copy of game notes or stat packs, please let a member of the media relations staff know.

IN-GAME TRANSMISSION: Per Major League Baseball, while events are in progress, credentialed media shall not transmit or display video, audio, pictures, photographs or other non-text accounts or descriptions of events in any media and other event information may not be transmitted more than once every half-inning of play.

QUESTIONS: If you have any questions, please reach out to a member of the Fightin Phils Media Relations Staff and we will be happy to assist.

2025 MEDIA CONTACTS

Jake Starr (Media Relations Manager/Broadcaster): jstarr@fightins.com; Cell: 610-883-1144; Office: 610-406-4559

Jordan Frisch (Public Relations Intern): jfrisch@fightins.com; Office: 484-339-4778

Bob McCool (Broadcaster): bmccool@fightins.com

FIRST ENERGY STADIUM DIRECTORY



ADDRESS

The Reading Fightin Phils
FirstEnergy Stadium
1950 Centre Avenue
Reading, PA 19605

FIGHTIN PHILS CONTACT INFORMATION

Main Number 610-375-8469
Ticket Office 610-370-BALL (2255)
Fax Number 610-373-5868
Email info@fightins.com
questions@fightins.com

PURCHASING TICKETS

Ticket and Group Sales and Info 610-370-BALL
rphils.com/tickets
rphils.com/groups

CUSTOMERS BANK TICKET OFFICE

Located adjacent to the main gate and parking lot of FirstEnergy Stadium. Fans may pick up or purchase tickets from the will call window

In-game: The Heck Residential Customer Service Booth is located in the Diamond Credit Union Plaza for upgrades, buffet tickets and future purchases.

NAMING RIGHTS

FirstEnergy Stadium is the naming rights holder of America's Classic Ballpark, formerly named Municipal Stadium.

DIMENSIONS

Right Field/Left Field Foul Pole:	330 Feet
Center Field, Straightaway	400 Feet

SEATING CAPACITY: 9,000

ENTRANCES

All fans may enter the main entrance to the Diamond Credit Union Plaza adjacent to the ticket office. Season ticket holders can enter through the Riverfront VIP Entrance 15 minutes prior to gate opening.

2025 GAME TIMES

Weeknight (April 4-May 30/August 26-September 12): 6:45
Weeknight (June 10-August 15): 7:00
Saturday: 6:45 (April 5 and 19 are at 5:15)
Sunday: 5:15 (April 6 is 3:15/Apr. 20 and Sept. 14 are 1:15)
May 14, May 27 and Sept. 9: 11:00 AM
May 13 and July 22: 12:00 PM



FIRST ENERGY STADIUM DIAGRAM

FIRSTENERGY STADIUM

R-Phils



2025 FIGHTIN PHILS SCHEDULE

R-Phils

2025

Home & Away
SCHEDULE

42

JACKIE ROBINSON

9

ROBIN ROBERTS

14

JIM BUNNING

17

SCOTT ROLEN

24

MIKE SCHMIDT

26

RVNE SANDBERG

21

ROBERTO CLEMENTE

APRIL

SUN	MON	TUE	WED	THURS	FRI	SAT
		1	2	3	4 POR 6:45	5 POR 5:15
6 POR 3:15	7	8 SOM 6:35	9 SOM 6:35	10 SOM 6:35	11 SOM 6:35	12 SOM 6:05
13 SOM 1:05	14	15 BNG 6:45	16 BNG 6:45	17 BNG 6:45	18 BNG 6:45	19 BNG 5:15
20 BNG 1:15	21	22 POR 6:00	23 POR 6:00	24 POR 6:00	25 POR 6:00	26 POR 1:00
27 POR 1:00	28	29 HBG 6:45	30 HBG 6:45			

MAY

SUN	MON	TUE	WED	THURS	FRI	SAT
					1 HBG 6:45	2 HBG 6:45
4 HBG 5:15	5	6 BNG 6:07	7 BNG 6:07	8 BNG 6:07	9 BNG 6:07	10 BNG 1:05
11 BNG 1:05	12	13 NH 12:00	14 NH 6:45	15 NH 6:45	16 NH 6:45	17 NH 6:45
18 NH 5:15	19	20 POR 6:00	21 POR 6:00	22 POR 11AM	23 POR 6:00	24 POR 1:00
25 POR 1:00	26	27 ERI 11AM	28 ERI 6:45	29 ERI 6:45	30 ERI 6:45	31 ERI 6:45

JUNE

SUN	MON	TUE	WED	THURS	FRI	SAT
1 ERI 5:15	2	3 HBG 6:30	4 HBG 6:30	5 HBG 6:30	6 HBG 7:00	7 HBG 6:00
8 HBG 1:00	9	10 NH 7:00	11 NH 7:00	12 NH 7:00	13 NH 7:00	14 NH 6:45
15 NH 5:15	16	17 HFD 7:00	18 HFD 7:00	19 HFD 7:00	20 HFD 7:00	21 HFD 6:45
22 HFD 5:15	23	24 RIC 6:35	25 RIC 12:05	26 RIC 6:35	27 RIC 6:35	28 RIC 6:05
29 RIC 1:35	30					

JULY

SUN	MON	TUE	WED	THURS	FRI	SAT
		1 SOM 7:00	2 SOM 7:00	3 SOM 7:00	4 SOM 7:05	5 SOM 7:05
6 SOM 1:05	7	8 BOW 6:35	9 BOW 6:35	10 BOW 6:35	11 BOW 7:05	12 BOW 6:35
13 BOW 1:05	14	15	16	17	18 POR 7:00	19 POR 6:45
20 POR 5:15	21	22 BNG 12:00	23 BNG 7:00	24 BNG 7:00	25 BNG 7:00	26 BNG 6:45
27 BNG 5:15	28	29 HFD 7:10	30 HFD 7:10	31 HFD 7:10		

AUG / SEPT

SUN	MON	TUE	WED	THURS	FRI	SAT
					1 HFD 7:10	2 HFD 6:10
3 HFD 1:10	4	5 NH 6:35	6 NH 12:05	7 NH 6:35	8 NH 6:35	9 NH 6:35
10 NH 1:35	11	12 AKR 7:00	13 AKR 7:00	14 AKR 7:00	15 AKR 7:00	16 AKR 6:45
17 AKR 5:15	18	19 ALT 6:00	20 ALT 6:00	21 ALT 6:00	22 ALT 6:00	23 ALT 6:00
24 ALT 6:00	25	26 BOW 6:45	27 BOW 6:45	28 BOW 6:45	29 BOW 6:45	30 BOW 6:45
31 BOW 5:15	1	2 HFD 7:10	3 HFD 7:10	4 HFD 7:10	5 HFD 7:10	6 HFD 6:10
7 HFD 1:10	8	9 SOM 11AM	10 SOM 6:45	11 SOM 6:45	12 SOM 6:45	13 SOM 6:45
14 SOM 1:15						

 = *Fightins* HOME GAME
 = *Fightins* AWAY GAME

NORTHEAST DIVISION

METS	BINGHAMTON RUMBLE PONIES	BNG
ROCKIES	HARTFORD YARD GOATS	HFD
BLUE JAYS	NEW HAMPSHIRE FISHER CATS	NH
RED SOX	PORTLAND SEA DOGS	POR
PHILLIES	READING FIGHTIN PHILS	REA
YANKEES	SOMERSET PATRIOTS	SOM

SOUTHWEST DIVISION

GUARDIANS	AKRON RUBBERDUCKS	AKR
PIRATES	ALTOONA CURVE	ALT
ORIOLES	BOWIE BAYSOX	BOW
TIGERS	ERIE SEA WOLVES	ERI
NATIONALS	HARRISBURG SENATORS	HBG
GIANTS	RICHMOND FLYING SQUIRRELS	RIC

(610) 370-BALL RPHILS.com

2025 FIGHTIN PHILS PROMOTIONAL SCHEDULE

R-Phils



2025 PROMOTIONS

**CELEBRATING 75 YEARS AT
AMERICA'S CLASSIC BALLPARK!**

Key to Giveaways: A = Adults (18+), J = Adults (18+), A = Adults (21+),
M = Men (18+), K = Kids (14 & UNDER), W = Women (18+), F = All Fans


***PROMOTIONS SUBJECT TO CHANGE**

Tu 4/1	5:00	Pre-Season Exhibition Games: R-Phils vs. Jersey Shore BlueClaws
Fr 4/4	6:45	FEATURED GAME: Opening Night R-Phils Hawaiian Shirt Celebrating the 75th Anniversary of FirstEnergy Stadium (\$4000)
Sa 4/5	5:15	2025 R-Phils Team Photo & Home Schedule (\$1500), Tasting Festival at the Rodner's Event Center
Sa 4/6	3:15	R-Phils Mystery Bobble Head (\$1000)
Tu 4/15	6:45	Unused Ticket Game
We 4/16	6:45	Unused Ticket Game
Th 4/17	6:45	Unused Ticket Game
Fr 4/18	6:45	Andrew Painter Bobble Head (\$1000)
Sa 4/19	5:15	Fireworks
Sa 4/20	1:15	Reading Hat Dogs Replica Jersey (\$1500)
Tu 4/29	6:45	Unused Ticket Game
We 4/30	6:45	Unused Ticket Game
Th 5/1	6:45	Tasting Festival at the Dock
Fr 5/2	6:45	Fireworks
Sa 5/3	6:45	Fireworks
Sa 5/4	5:15	R-Phils Mascots & Characters Meet & Greet Autograph & Photo Session for All Kids
Tu 5/13	12:00	Dinosaur Day: An Immersive Dinosaur Experience, Appearances by Pennsylvania Dinosaurs, Education Day Game
We 5/14	11:00	Education Day Game
Th 5/15	6:45	TBD
Fr 5/16	6:45	Fireworks
Sa 5/17	6:45	FEATURED GAME: Post-Game Dance Show, Tribute to Disney's "Cars" the Movie: R-Phils Wear Cars Jersey w/ Jersey Auction / Raffle
Sa 5/18	5:15	Related Mothers Day Hawaiian Shirt (\$2000, 18+)
Tu 5/27	11:00	Education Day Game
We 5/28	6:45	TBD
Th 5/29	6:45	Tribute to Disney's "Lilo & Stitch" the Movie, Tasting Festival at the Dock
Fr 5/30	6:45	Fireworks, Good Mood Night w/ Good Lovin' Jam Band
Sa 5/31	6:45	FEATURED GAME: Carpenter MEGA BLAST FIREWORKS - Largest Fireworks Show in Stadium History!, Tribute to Disney's "Toy Story" the Movie: R-Phils Wear Toy Story Jersey w/ Jersey Auction / Raffle
Sa 6/1	5:15	FEATURED GAME: Nick Singleton Monotown Hero Bobble Head (\$2000)
Tu 6/10	7:00	R-Phils Throwback Jersey T-Shirt (\$2000)
We 6/11	7:00	Tribute to Disney's "The Sandlot" Movie
Th 6/12	7:00	FEATURED GAME: Roger Maris Baseballtown Hall of Fame Bobble Head in Celebration of America's Classic Ballpark's 75th Anniv. (\$2500), Fireworks, Baseballtown Hall of Fame Induction Ceremony
Fr 6/13	7:00	Fireworks
Sa 6/14	6:45	FEATURED GAME: Carpenter MEGA BLAST FIREWORKS - Largest Fireworks Show in Stadium History!, Suffiles Celebration "Tribute to Taylor" Taylor Tribute Artist Performs Pre-Game & Post-Game Concert
Sa 6/15	5:15	FEATURED GAME: Father's Day R-Phils Hawaiian Shirt (\$1000, 18+), Father's Day Play Catch on the Field w/ Dad Post-Game
Tu 6/17	7:00	SECC "Stand Up To Cancer" Fightin Cancer Night: R-Phils Wear Fightin Cancer Jersey, Honor Your Loved One w/ Their Name on a Player's Jersey During the Game FREE w/ a Group of 20 or More
We 6/18	7:00	America's Classic Ballpark 75th Anniv. Commemorative Cup (\$2000), Farming Night Live Farm Animal Display, Schools Out Teacher Party
Th 6/19	7:00	Fireworks
Fr 6/20	7:00	Fireworks
Sa 6/21	6:45	FEATURED GAME: Carpenter MEGA BLAST FIREWORKS - Largest Fireworks Show in Stadium History!, Tribute to Star Wars: R-Phils Wear Star Wars Jersey w/ Jersey Auction / Raffle, Star Wars Costumed Fan Group Appearance & Photo Session

OPENING NIGHT!

**75th ANNIVERSARY
HAWAIIAN SHIRT GIVEAWAY!**
First 4,000 Adults

FR. APRIL 4th | 6:45



**BUY TICKETS
Today!**

(610) 370-BALL RPHILS.com



2025 FIGHTIN PHILS PROMOTIONAL SCHEDULE

R-Phils



2025 PROMOTIONS

**CELEBRATING 75 YEARS AT
AMERICA'S CLASSIC BALLPARK!**

***PROMOTIONS SUBJECT TO CHANGE**

Key to Greenways: A = Adults (18+), J = Adults (18+), K = Adults (21+),
M = Men (18+), W = Kids (14 & UNDER), W = Women (18+), F = All Fans

Su 6/22	5:15	Reading Not Dogs Basketball Jersey (K2000)
Tu 7/1	7:00	Youngling R-Phils T-Shirt (A1500, 21+), \$2 OFF All 22 oz. Youngling All Night
We 7/2	7:00	Tribute to Disney's Princesses: Come to the Game Dressed as Your Favorite Disney Princess, Tasting Festival at the Back
Th 7/3	7:00	FEATURED GAME: Carpenter MEGA BLAST FIREWORKS - Largest Fireworks Show in Stadium History! , Stars & Stripes Patriotic Celebration, Military Appreciation - Savage Auto Group R-Phils Wear Military Appreciation Jersey, Honor Your Loved One w/ Their Name on a Player's Jersey During the Game FREE w/ a Group of 20 or More
Fr 7/18	7:00	Fireworks, Appearances by Wrestling Superstar and Legend "Swoggle" w/ FREE Autograph Session Available, Ticket Packages Available w/ Limited Edition "Swoggle" Bobble Head, VIP Meet & Greet Packages Available w/ Limited Edition "Swoggle" Bobble Head, Autograph & Photo
Sa 7/19	6:45	FEATURED GAME: Carpenter MEGA BLAST FIREWORKS - Largest Fireworks Show in Stadium History! , Tribute to "Margaritaville": R-Phils Wear Margaritaville Jersey w/ Jersey Auction / Raffle, Margaritaville Tribute Artist performs Post-Game Concert
Su 7/20	5:15	FEATURED GAME: Alex Bohn R-Phils Jersey T-Shirt (K2000)
Tu 7/22	12:00	Camp Kids Day Game, Tasting Festival at the Back
We 7/23	7:00	Tribute to Disney's "Winnie the Pooh"
Th 7/24	7:00	Fireworks
Fr 7/25	7:00	Fireworks, Golf Movie Tribute Night: Appearances by Actor Chris McDonald w/ FREE Autograph Session Available, Ticket Packages Available w/ Limited Edition Chris McDonald Bobble Head, VIP Meet & Greet Packages Available w/ Limited Edition Chris McDonald Bobble Head, Autograph & Photo
Sa 7/26	6:45	FEATURED GAME: Carpenter MEGA BLAST FIREWORKS - Largest Fireworks Show in Stadium History! , Tribute to Harry Potter: R-Phils Wear Harry Potter Jersey w/ Jersey Auction / Raffle, Phillie Phanatic
Su 7/27	5:15	FEATURED GAME: Fightin Phils Replica Home Jersey (A2000)
Tu 8/12	7:00	Fireworks
We 8/13	7:00	Fireworks
Th 8/14	7:00	Fireworks
Fr 8/15	7:00	Fireworks
Sa 8/16	6:45	FEATURED GAME: 27th Annual Harley Night R-Phils Harley Game Cap (K2500, 18+) , Fireworks, Harley Celebration: R-Phils Wear Harley Night Jersey w/ Jersey Auction / Raffle, Harley Davidson Motorcycle Raffle - One Lucky Fan Wins a New Harley Davidson
Su 8/17	5:15	Phillie Phanatic, "Bring Your Camera" Photo Day w/ R-Phils Player Photo Session for ALL Kids 4:00
Tu 8/26	6:45	PA DEPT. OF TREASURY - "Find Your Unclaimed Money" Night
We 8/27	6:45	TBD
Th 8/28	6:45	Fireworks
Fr 8/29	6:45	Fireworks
Sa 8/30	6:45	FEATURED GAME: Carpenter MEGA BLAST FIREWORKS - Largest Fireworks Show in Stadium History! , Tribute to Disney's "Mickey Mouse": R-Phils Wear Mickey Mouse Jersey w/ Jersey Auction / Raffle
Su 8/31	5:15	Dinosaur Day: An Immersive Dinosaur Experience, Appearances by Pennsylvania Dinosaur
Tu 9/9	11:00	FEATURED GAME: 22nd Annual Morning Game: Reading Ropjacks Hat (A2000) , Tribute to Ropjacks: R-Phils Wear Reading Ropjacks Jersey w/ Jersey Auction / Raffle, Special "Brunch-Time" Tasting Festival at the Back
We 9/10	6:45	Pride Night R-Phils Rainbow Cup (F1000)
Th 9/11	6:45	Unseed Ticket Game
Fr 9/12	6:45	Fireworks, Game Worn R-Phils ROAD Jersey Auction / Raffle
Sa 9/13	6:45	FEATURED GAME: Carpenter MEGA BLAST FIREWORKS - Largest Fireworks Show in Stadium History! , Tribute to "Reading Prose" & "Glosterfest": R-Phils Wear "Reading Prose" Jersey w/ Jersey Auction / Raffle
Su 9/14	1:15	R-Phils Uncut Player Baseball Card Poster (K2000), Game Worn 75th Anniv. Pinstriped HOME Jersey Auction / Raffle, R-Phils Pre-Game Player Awards Ceremony



(610) 370-BALL RPHILS.com

